










## e-snaps Icons

This document provides a list of the icons in *e-snaps* and what they allow *e-snaps* users to do.

Icon	Definition/What it allows users to do
	The <b>Registrant</b> icon resembles a person. It appears on the “Applicants” screen and takes users to the “Registrants” screen that lists the <i>e-snaps</i> users who have access to that organization's <i>e-snaps</i> account, with its Applicant Profile and applications. A registrant is a person with an <i>e-snaps</i> user profile who has access to the CoC Collaborative Applicant and/or project applicant <i>e-snaps</i> accounts.
	The <b>Add Registrant</b> icon resembles a paper clip. It appears on the “Applicants” screen once a user selects the "Registrant" icon. It enables someone with access to an organization's <i>e-snaps</i> account to add other <i>e-snaps</i> users as a registrant. For more information, see the <a href="#">Give Staff Access to the Organization's e-snaps Account</a> resource.
	The <b>Open Folder</b> icon resembles an orange folder. It serves to open a set of forms, such as those for the CoC Applicant Profile, CoC Registration, CoC Review, CoC Application, and CoC Priority Listings, as well as the project applicant's Applicant Profile and project applications.
	The <b>Register</b> icon resembles a piece of paper with a “check mark.” It appears on the “Funding Opportunity Registrations” screen and allows the user to register for a funding opportunity.
	The <b>View</b> icon resembles a magnifying glass. It is generally used to open or expand a topic. It allows users to review an item in more detail.
	The <b>Add</b> icon resembles a piece of paper with a “plus” sign. It allows users to create a new entry or add an item on a screen.
	The <b>Delete</b> icon is a red circle with an “x” inside. It allows users to delete an entry or item on a screen.
	The <b>Calendar</b> icon resembles a flip calendar and has the number 23 on it. It allows users to select a date to be populated into a field.
	The <b>Amend</b> icon resembles a piece of paper with a pencil on it. It only appears on the CoC Priority Listing screens. The Amend icon enables the CoC to amend project applications back to a project applicant for revision, prior to submitting the CoC application to HUD.