



You and Stella - Together Again

March 2022

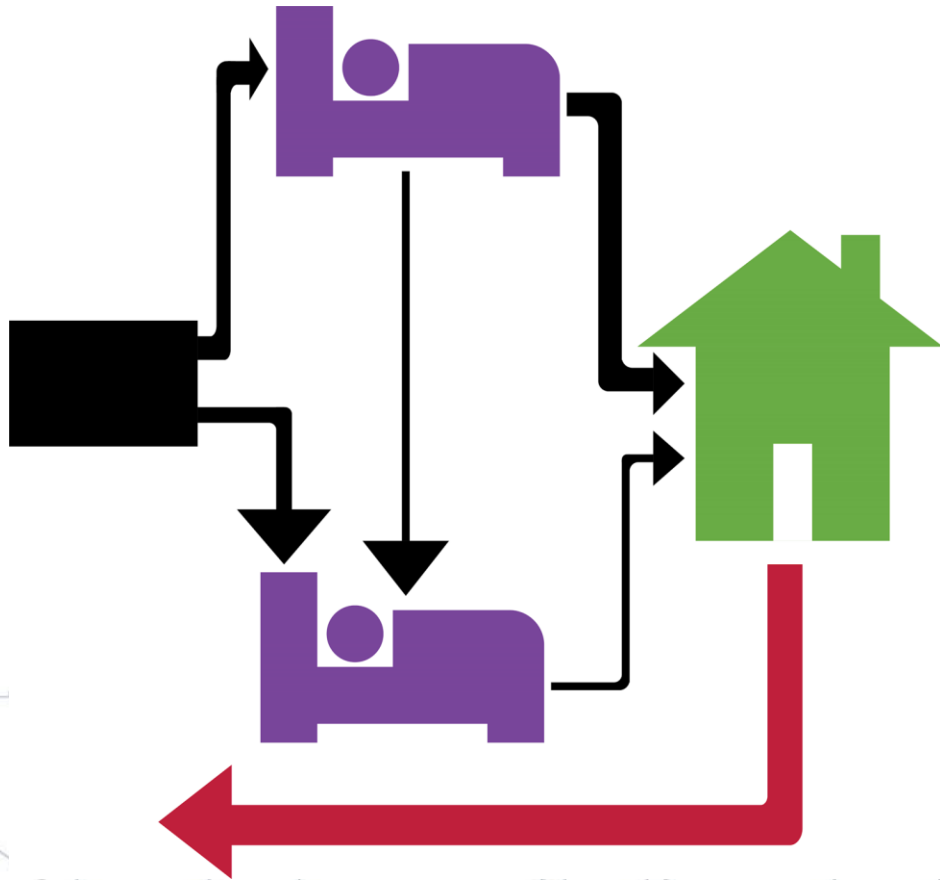
Brian Roccapiore, he/him, Cloudburst
Mary Schwartz, she/her, Abt Associates



Learning Objectives

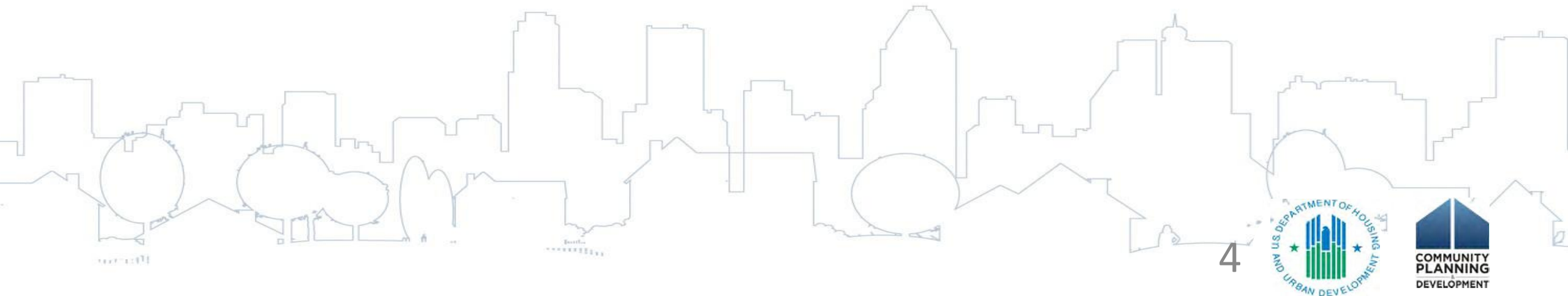
1. Participants will learn about functionality of new and existing Stella P features.
2. Participants will become familiar with the key system performance measures included in Stella P.
3. Participants will learn how to use Stella P to inform system performance improvements.

Session Overview



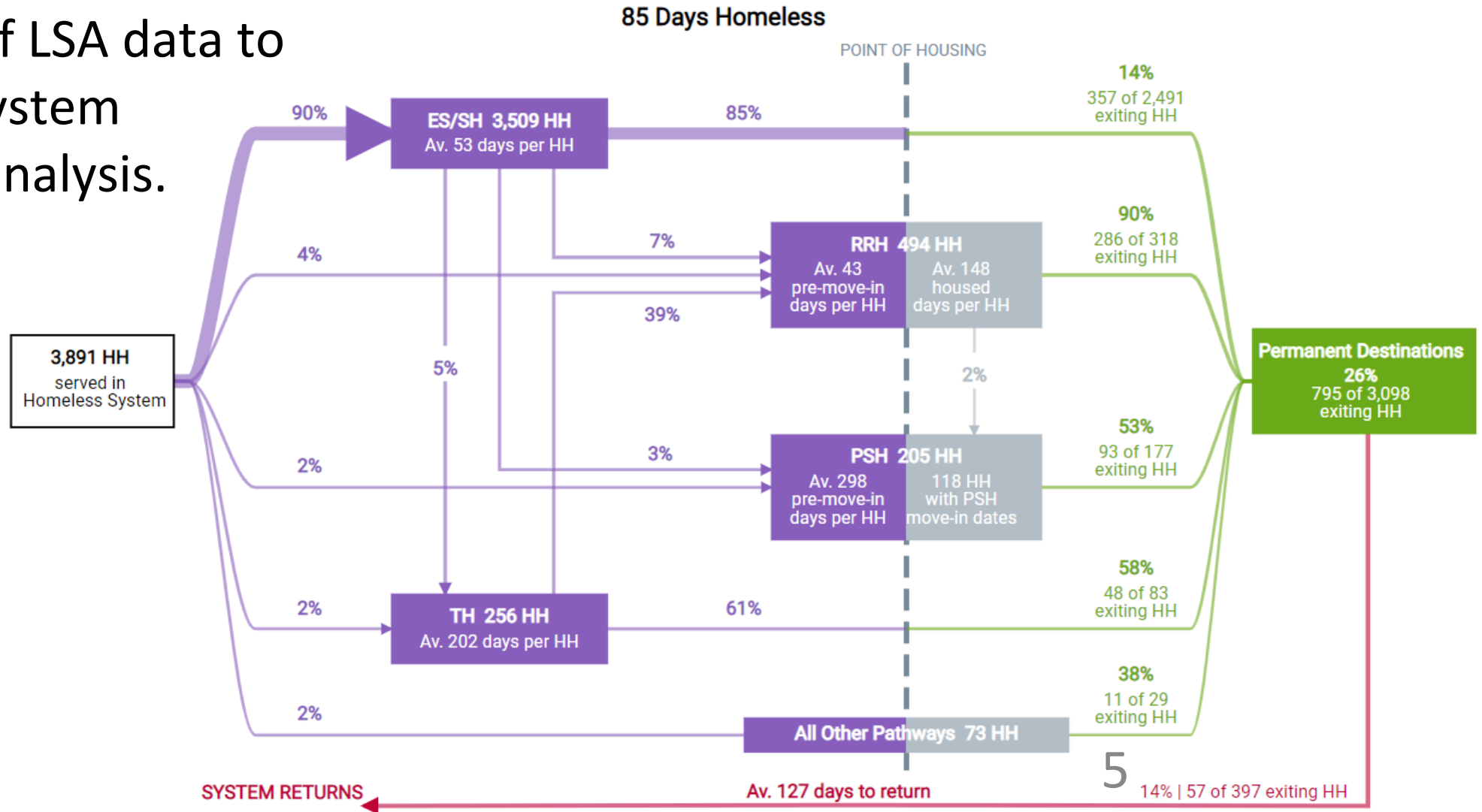
1. Review of Stella Basics
2. Live Stella demo - emphasis on new features
3. Discussion on interpreting data and developing improvement strategies

Stella P Basics



Stella P: What

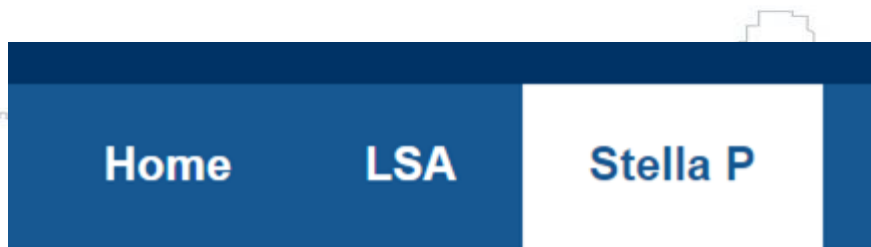
Visualization of LSA data to support CoC system performance analysis.



Stella P: How

Stella is hosted on the [HDX 2.0](#). Register for an account and login.

Access managed locally by the HDX 2.0 primary user for the CoC. Request “read” access to the LSA module to view Stella.



Once logged in, click on the “Stella” hyperlink in the upper right-hand corner of the screen to go to the Stella P homepage.


Stella P: Who

Households served in the following HMIS participating projects during the report period:

- Emergency Shelter
- Safe Haven
- Transitional Housing
- Rapid Rehousing
- Permanent Supportive Housing

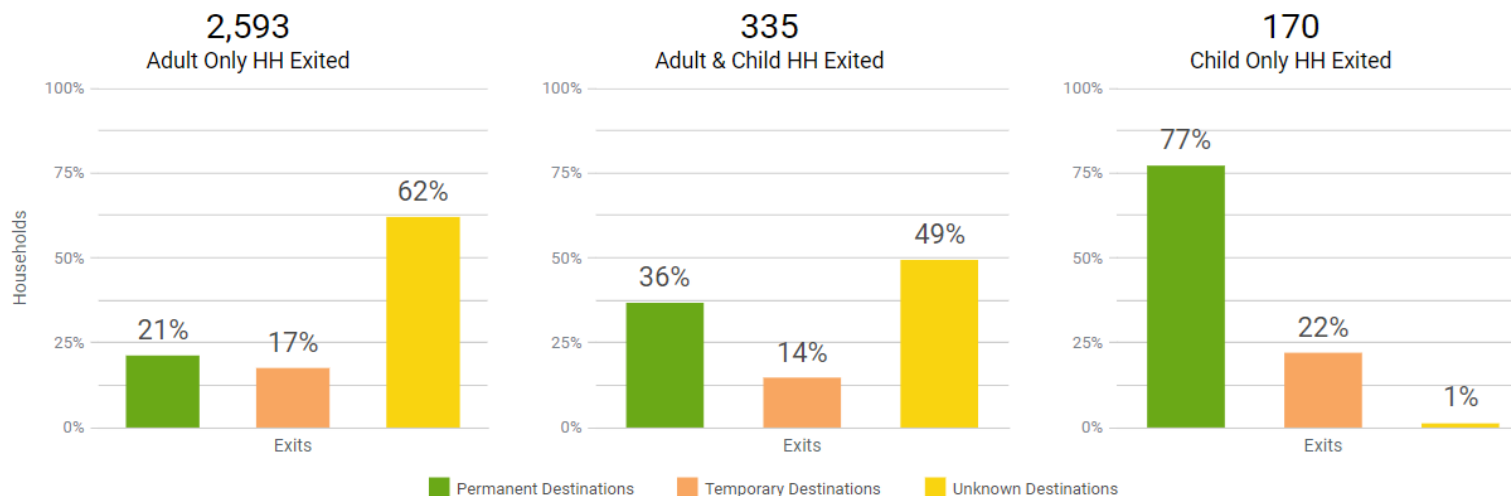
Stella P: When

2021 LSA Official Submissions Available Now!



Stella P: Why

Understanding how your homeless crisis response system is performing is critical to our purpose. Stella P helps CoCs understand how people are moving through the homeless system, what services they are accessing, and what the outcomes of those service pathways are. Stella P highlights disparities between subpopulations and visually connects the impact of data completeness on our ability to understand system performance.



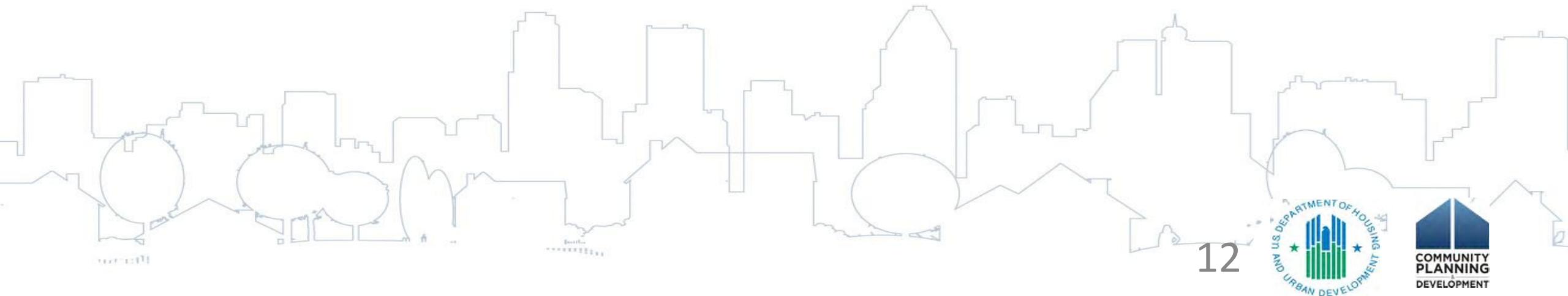
Equity Analysis in Stella P

- Race groups represent the race of the head of household regardless of reported ethnicity.
 - Heads of household that have an unknown race are not included in the performance measures by race, though they are included in the demographics section of Stella P.
- Hispanic/Latin ethnicity now includes intersectional equity analysis for Black/African American, Indigenous, Asian or Pacific Islander, and Multi-racial heads of household
- These categories can be used to analyze equity and performance disparities by race/ethnicity

Data Quality Considerations

- HMIS coverage: what projects are missing from this data story?
- HMIS completeness: see data quality insights. Most common missing data:
 - Destination
 - Move-in date
- Who is not captured in HMIS?

Stella P Demo



System Performance Improvement with Stella M

Differences between Stella M and Stella P:

- Stella M stands for Modeling
- Stella P stands for Performance
- Performance is the key of both reports, but only Stella M lets you input data to tweak with the assumptions in the dataset and “game out” any potential gains or pitfalls
- Stella P relies solely on your LSA uploads and provides you an in depth analysis of your own CoC data as-is

Session on 3.30 at 11:20 in Ballroom C!

Using Stella P for System Performance Improvement


System Performance Improvement with Stella P



**ANALYZE
PERFORMANCE
DATA**



**EXPLORE
CONTRIBUTING
FACTORS**



**DESIGN
IMPROVEMENT
STRATEGIES**



**IMPLEMENT AND
EVALUATE
STRATEGIES**

Analyze System Performance with Stella P

Household Type	Number of Households with Days Homeless	Average Days Homeless	Percent Exits to Permanent	Percent Exits to Unknown	Percent Returning Within First Six Months
All Households	10,345 HH	64 days	65%	10%	12%
e.g., Adult Only (AO)	8,167 HH	59 days	62%	11%	14%
e.g., AO Veteran	833 HH	88 days	72%	7%	12%
e.g., AO 18-24 years old	899 HH	49 days	61%	12%	13%
Adult and Child (AC)	2,125 HH	85 days	79%	6%	4%

Interpreting Results

DRAW SOUND CONCLUSIONS ABOUT THE STORY THE DATA IS TELLING

Ask How and Why?

Why are we seeing these performance results?

What are facilitators or barriers to achieving intended outcomes?



Gather More Evidence

Quantitative data from HMIS, coordinated entry, secondary data sources

Debriefs, interviews with providers and clients

Review program practices and policies

Assess portfolio



Identify Factors Influencing Performance

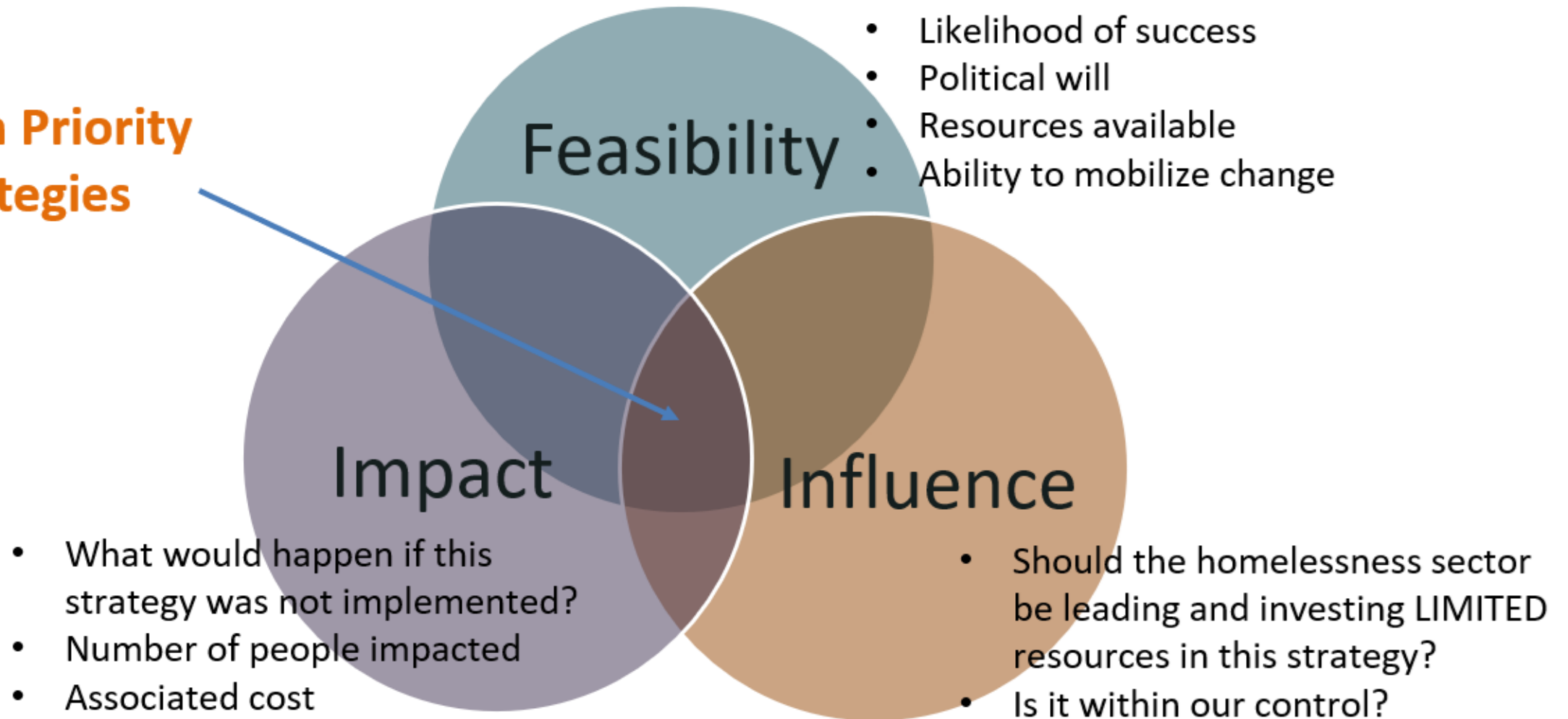
System-level?

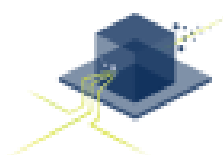
Project-level?

External/Environmental?

Prioritizing Performance Improvement Strategies

High Priority Strategies





Goal: House 100 People in 100 Days

Strategy #1: Increase Exits to PH from ES/TH/Streets with Use of ESG-CV Funds - > 50 PEOPLE

- Target Population: Chronic, VI-SPDAT Scores 8, 9, 10, 11 and Long Stayers in Homelessness (homeless since 2018 or prior)

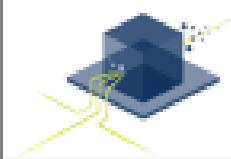
Strategy #2: Rapidly House Top 50 from Updated/New Prioritization List (using Risk/Frailty Matrix) --> 50 PEOPLE

- Target Population: People Over Age 65 and/or Those with Health Conditions considered High Risk

A Target group of people to house has been established based on St. Louis research conducted 2019 by OrgCode.

49 people score too low on housing assessments to get their recommended housing type of PSH (because not enough units/funds available) and too high to qualify for RRH, based on current CE standards.

This group could be well served in “RRH as Bridge” programs (more intensive services and support) to pilot now with ESG-CV funds.



Strategy #1 – Here’s what we know about the 49 people targeted for housing

Most Recent Interaction Type

Current Location Status

Streets	35
Emergency Shelter	9
Transitional Housing	2
Category 3 Youth	3

Household Make-Up

Single Adult	35
Family	9
Youth	5

Street Outreach	16
CE Entry or CE Interactions	22
Shelter Enrollment – St. Patrick’s GPD	3
Shelter Enrollment – Temp Western Inn	1
Shelter Enrollment – Temp Sister’s Mission	1
Shelter Enrollment – Covenant House	1
Shelter Enrollment – Gateway 180	1
Shelter Enrollment – Unknown (at Exit)	2

Stella P Resources

<https://www.hudexchange.info/homelessness-assistance/stella/#stella-p-basic-resources>



This Photo by Unknown Author is licensed under [CCBY-ND](https://creativecommons.org/licenses/by-nd/4.0/)

[Trends Guide](#)

PDF guide and overview video describing the performance trend data available in Stella P.

[Stella Performance Glossary](#)

Provides definitions for the terms used throughout the Stella P module

[Race and Ethnicity Analysis Guide](#)

Update coming soon!

Stella P Questions

HUD Exchange Ask a Question:

<https://www.hudexchange.info/program-support/my-question/>

Ask A Question

Step 2 of 2

2 of 2

*My question is related to:

HDX: Homelessness Data Exchange (including AHAR, HIC, LSA, PDX, PIT, Stella, Sys PM)



Rate this Session!

