

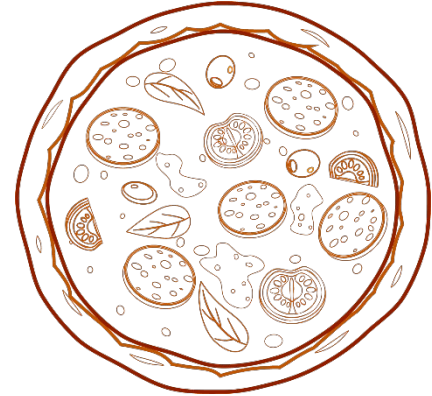


# Pizza Party System Modeling Activity

This activity is supplemental to the [4. System Modeling Facilitation Guide](#). The purpose of this activity is to help work group members begin to understand the purpose and basics of system modeling.

**Materials needed:** Printed handouts and pens. Optional whiteboard or flip chart to take notes from discussion.

**Time needed:** 30 minutes.



## Instructions for Facilitator

- Read the Instructions for Participants aloud. Instructions and menu can also be shown on a PowerPoint slide.
- Divide into smaller groups and assign each group one of the scenarios to work through on their own, answering the questions for their scenario. Pass out handouts. Give small groups 10-15 minutes to complete the exercise.
- Note to facilitator: each scenario has a specific focus related to system modeling.
  - **Scenario 1: Soccer Families** – modeling for a variety of needs
  - **Scenario 2: Lunch for Volunteers** – modeling with many unknowns
  - **Scenario 3: Work Lunch** – modeling with resource constraints (fixed budget)
  - **Scenario 4: Peer Support Group** – modeling for increasing need
- Come back together as a full group to discuss the experience, including:
  - What was your scenario?
  - What did you decide to order and why?
  - How confident are you that your pizza order will meet the needs of people coming to the event?
  - How did you attempt to improve on the limitations of past pizza orders? (i.e. were you able to reduce pizza disparities by addressing the needs and preferences of diners that have not been served well in the past?)
  - What priorities or values guided your decisions? (e.g. get as much pizza as possible within the budget, make sure everyone had something they liked...)
  - What assumptions did you make to decide on your pizza order?
  - What are the risks of those assumptions?
  - Were there any unintended consequences of your decisions and approach?
  - What have you learned that you can apply toward modeling your community's response to homelessness?



## Instructions for Participants

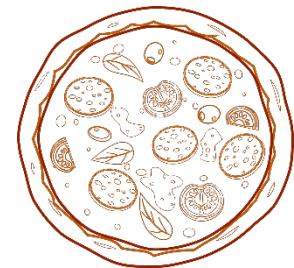
You are in charge of ordering pizza for an event. You want to make sure you have enough pizza for everyone. For each scenario, use the information available to make your best guess at how many people you will need to feed and how many and what types of pizza you should order. Once people come to the event, the pizza will be served buffet style and each person will take what they want.

In the past, pizza orders have not always taken into account the needs and preferences of everyone, and some people have left the party hungry. You have a chance to do better this time.

<b>Menu</b>	
Pizza comes in one size and serves 2-3 adults	
Cheese Pizza	\$10
Pepperoni Pizza	\$12
Vegetable Lovers Pizza (bell peppers, mushrooms, roasted garlic)	\$13
Meat Lovers Pizza (peperoni, sausage, bacon)	\$15
Hawaiian Pizza (pineapple and ham)	\$14
Large Salad	\$8
Gluten-free crust	+\$3 for each pizza
Vegan cashew cheez sauce	+\$2 for each pizza

Questions to answer:

1. How many people do you need to feed?
2. What is your pizza order?
3. How much is the bill?





## Scenario 1 Handout: Soccer Families

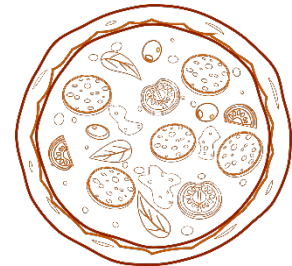
You are ordering pizza for four families are getting together after soccer practice.

- Family 1: 2 adults, 4-year-old kid, 9-year-old kid. One of the adults doesn't eat gluten.
- Family 2: 1 adult, 4-year-old kid, 6-year-old kid. One of the kids doesn't eat dairy.
- Family 3: 2 adults, 4-year-old kid. One adult doesn't eat meat or mushrooms. The kid only eats peanut butter and jelly sandwiches.
- Family 4: 2 adults, 4-year-old kid, unknown if there are additional kids. New to team so don't know much.
- None of the kids like peppers. Everyone is very hungry after soccer practice.

<b>Menu</b>	
Pizza comes in one size and serves 2-3 adults	
Cheese Pizza	\$10
Pepperoni Pizza	\$12
Vegetable Lovers Pizza (bell peppers, mushrooms, roasted garlic)	\$13
Meat Lovers Pizza (peperoni, sausage, bacon)	\$15
Hawaiian Pizza (pineapple and ham)	\$14
Large Salad	\$8
Gluten-free crust	+\$3 for each pizza
Vegan cashew cheez sauce	+\$2 for each pizza

Questions to answer:

1. How many people do you need to feed?
2. What is your pizza order?
3. How much is the bill?





## Scenario 2 Handout: Lunch for Volunteers

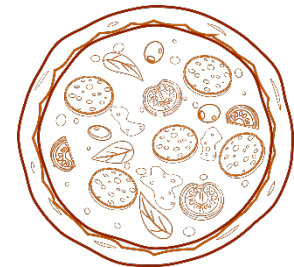
You are providing lunch for volunteers at a mass vaccination event.

- There are 40 volunteers signed up.
- All volunteers are 18 years or older.
- For the past two events, there have only been a few no shows.
- Some volunteers prefer to bring their own lunch or go to the nearby food trucks.

<b>Menu</b>	
Pizza comes in one size and serves 2-3 adults	
Cheese Pizza	\$10
Pepperoni Pizza	\$12
Vegetable Lovers Pizza (bell peppers, mushrooms, roasted garlic)	\$13
Meat Lovers Pizza (peperoni, sausage, bacon)	\$15
Hawaiian Pizza (pineapple and ham)	\$14
Large Salad	\$8
Gluten-free crust	+\$3 for each pizza
Vegan cashew cheez sauce	+\$2 for each pizza

Questions to answer:

1. How many people do you need to feed?
2. What is your pizza order?
3. How much is the bill?





### Scenario 3 Handout: Work Lunch

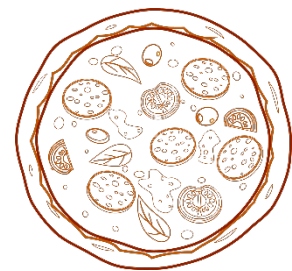
You are ordering lunch for a work meeting.

- You have a budget of \$50.
- There are 10 people invited to the meeting
  - 4 have RSVP'd yes
  - 1 is unavailable
  - 2 are tentative
  - the rest have not responded.
- Of those that RSVP'd, 1 is vegan and 1 is vegetarian.

<b>Menu</b>	
Pizza comes in one size and serves 2-3 adults	
Cheese Pizza	\$10
Pepperoni Pizza	\$12
Vegetable Lovers Pizza (bell peppers, mushrooms, roasted garlic)	\$13
Meat Lovers Pizza (peperoni, sausage, bacon)	\$15
Hawaiian Pizza (pineapple and ham)	\$14
Large Salad	\$8
Gluten-free crust	+\$3 for each pizza
Vegan cashew cheez sauce	+\$2 for each pizza

Questions to answer:

1. How many people do you need to feed?
2. What is your pizza order?
3. How much is the bill?





## Scenario 4 Handout: Peer Support Group p.1

You are ordering pizza for the May monthly meeting of an LGBTQIA+ youth drop-in peer support group.

- Over the last several months, there have been more youth coming to each event.
- The chart below shows the number of youth who have attended each month for the past 4 months, the pizza order for each meeting, and notes from each meeting.

Month	January	February	March	April
# of youth	18	23	22	27
Pizza order	2 cheese 2 pepperoni 1 vegan vegetable lovers 1 Hawaiian	2 cheese 2 pepperoni 1 GF pepperoni 1 Hawaiian 1 family salad	2 cheese 1 veg. lovers 1 meat lovers 2 pepperoni 1 GF peperoni 1 Hawaiian	3 cheese 1 meat lovers 2 pepperoni 1 GF peperoni 1 Hawaiian
Notes	Leftover vegan pizza Complaint about no GF option	Ran out of pizza Leftover salad	Leftover vegetable lovers pizza	Leftover GF pizza Complaint about no vegan options

<b>Menu</b>	
Pizza comes in one size and serves 2-3 adults	
Cheese Pizza	\$10
Pepperoni Pizza	\$12
Vegetable Lovers Pizza (bell peppers, mushrooms, roasted garlic)	\$13
Meat Lovers Pizza (peperoni, sausage, bacon)	\$15
Hawaiian Pizza (pineapple and ham)	\$14
Large Salad	\$8
Gluten-free crust	+\$3 for each pizza
Vegan cashew cheez sauce	+\$2 for each pizza



## Scenario 4 Handout: Peer Support Group p.2

Questions to answer:

1. How many people do you need to feed?
2. What is your pizza order?
3. How much is the bill?

