



FY 2013 Continuum of Care Program Competition Debriefing Broadcast

Office of Special Needs Assistance Programs

July 28, 2014



Broadcast Overview

- I. FY 2013 – FY 2014 CoC Program Competition Overview**
- II. FY 2013 Funding Highlights**
- III. CoC Need Amounts**
- IV. Reallocation**
- V. CoC Application and Scores**
- VI. Project Applications**
- VII. FY2014 GIW & Modified CoC Registration**
- VIII. Resources**

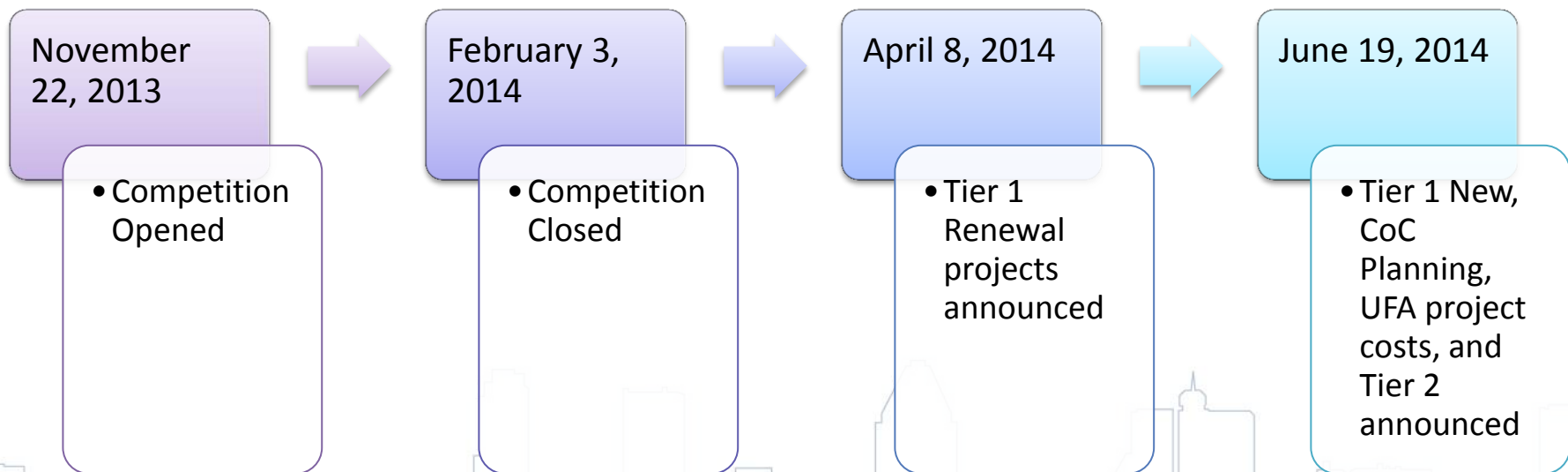


FY2013 – FY 2014 – CoC Program Competition Overview




Competition Overview

Timeline



Competition Overview

- NOFA covers both FY 2013 and FY 2014 funding
- FY 2013 CoC score also applies to FY 2014
- National Annual Renewal Demand Amount exceeded \$1.7 billion available
- Policy
- New Selection Criteria



Policy Priorities

- The FY 2013 – FY 2014 CoC Program Competition NOFA included 7 overarching policy priorities
- Communicated through SNAPS Weekly Focus series
- In line with HUD Strategic Plan goals and *Opening Doors*



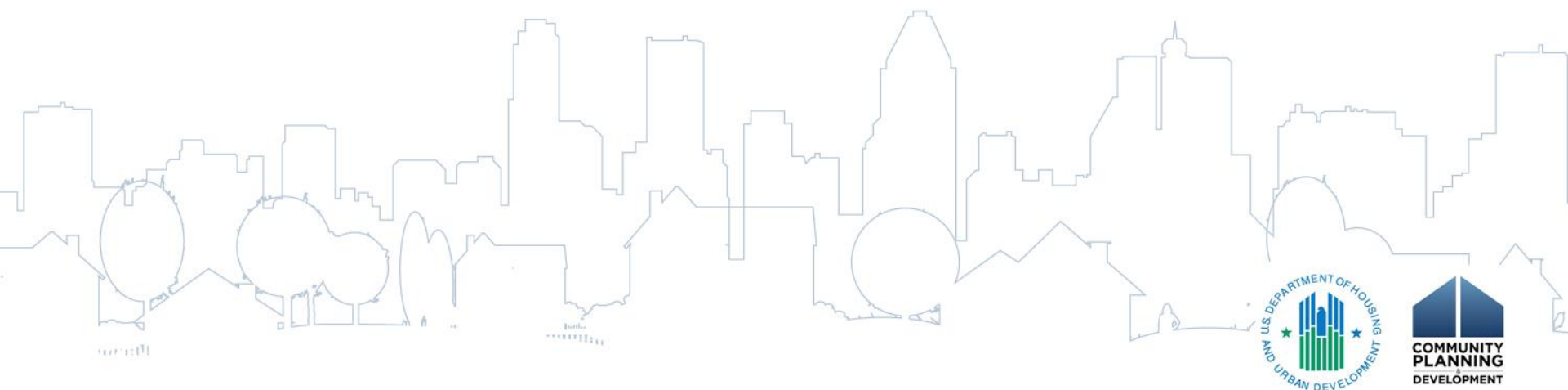
Policy Priorities

1. Strategic Resource Allocation
2. Ending Chronic Homelessness
3. Ending Family Homelessness
4. Removing Barriers to CoC Resources
5. Maximizing the Use of Mainstream Resources
6. Building Partnerships
7. Other Priority Populations



Selection Criteria and Prioritizing Projects

- Order of selection outlined in the NOFA
- Selection order is specific to project type (PSH, RRH, TH, SSO, planning)
- Selection order allows HUD to preserve more permanent housing



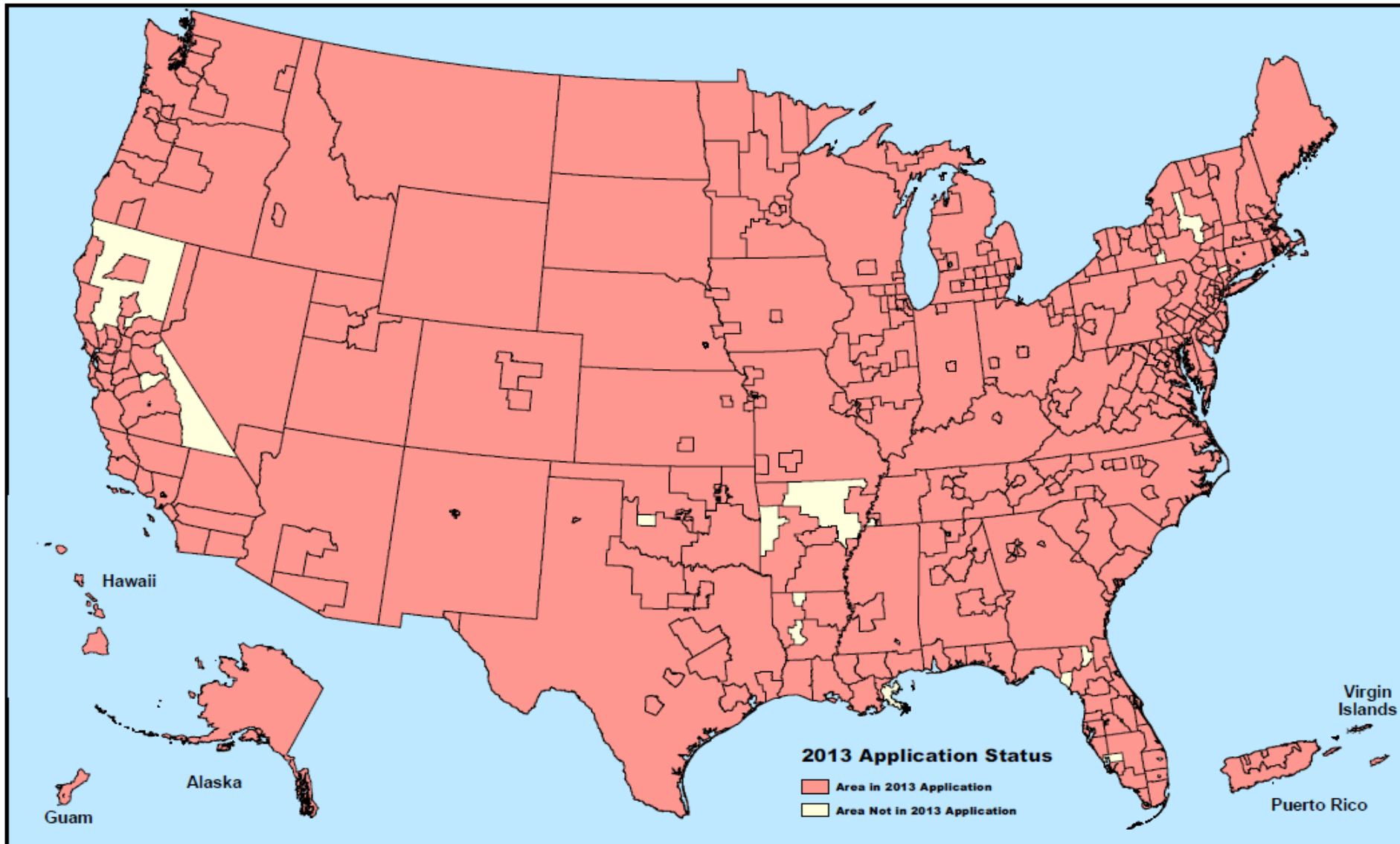
Overview of Selection

Within the rank order established by the CoC on the Priority Listing, HUD selected projects from Tier 1 and Tier 2 in the following order by CoC score:

1. Renewal PH (PSH and RRH)
2. New Reallocated PSH (CH only)
3. New Reallocated RRH (Families only)
4. Renewal Safe Havens
5. Renewal Transitional Housing
6. CoC Planning Costs
7. UFA Costs
8. SSO Projects for Coordinated Assessment
9. Renewal HMIS
10. All other Renewal SSO Projects
11. Any other project application submitted the CoC that was not on the HUD-approved GIW



2013 Continuum of Care Areas




The U.S. Department of Housing and Urban Development provides homeless assistance funds annually under the McKinney-Vento Continuum of Care Competition. Applicants participate in planning processes that represent city and/or county areas.



Boundary data for state, county, county subdivision, Puerto Rico municipios and metropolitan areas are from the U.S. Census Bureau, 2011 TIGER/Line shapefiles.

Unified Funding Agency (UFA) Designations

- 17 Collaborative Applicants requested UFA designation
- 2 Collaborative Applicants designated by HUD as UFA:
 - CA-606
 - OH-503
- CoC Program interim rule - 24 CFR 578.11



Applicant Profiles

- CoC Applicant Profile:
 - All Collaborative Applicants must have an up-to-date CoC Applicant Profile
 - Tied to the CoC Application ONLY
- Project Applicant Profile:
 - All Project Applicants must have an up-to-date Project Applicant Profile
 - Project Applicants = Renewal, New, CoC Planning, and UFA Costs Applicants
- Most (if not all) Collaborative Applicants will have 2 Profiles – one CoC and one Project



FY 2013 Funding Highlights



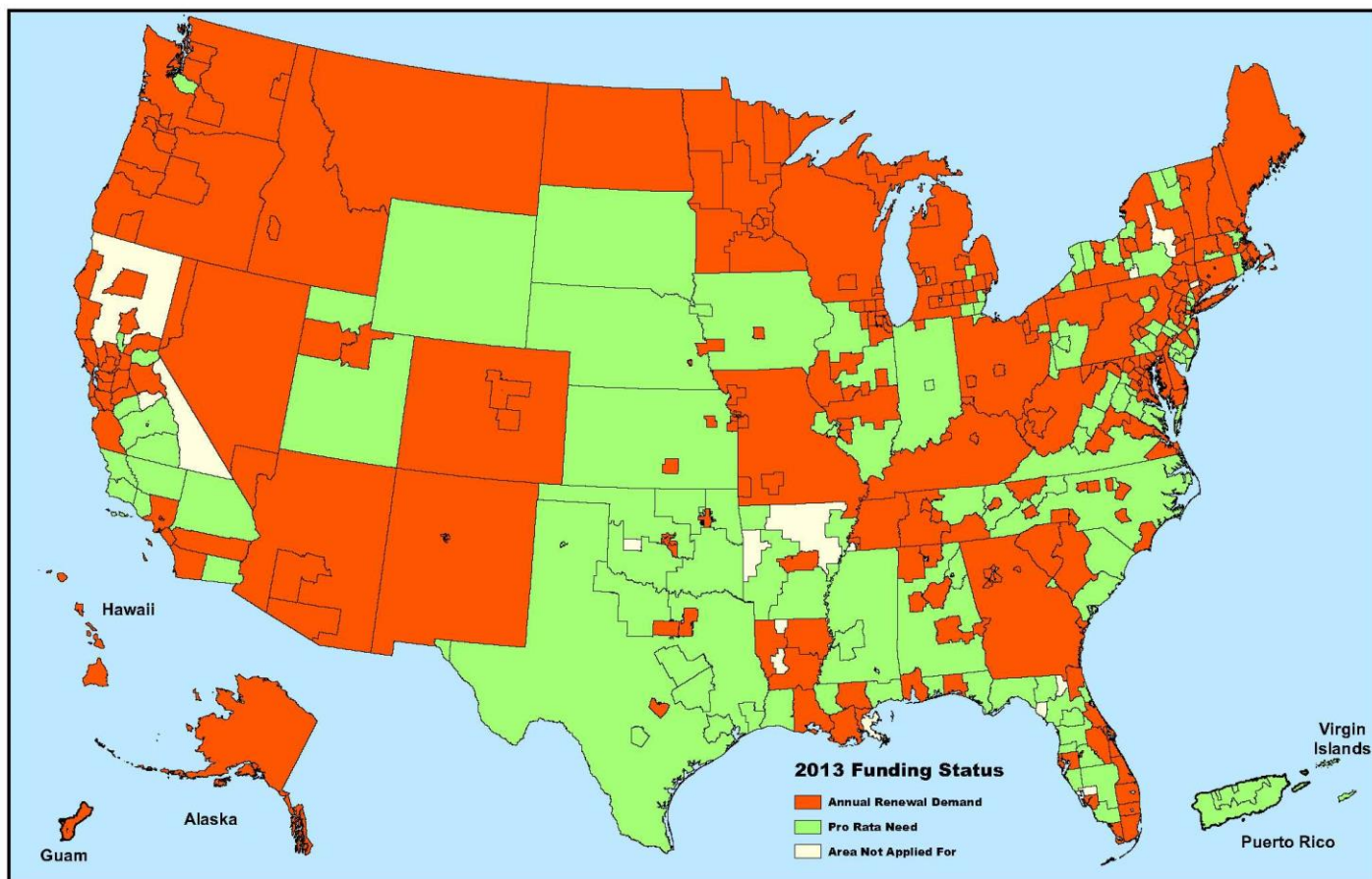
FY 2013 Funding Overview

- Total Requested:
 - \$1.725 billion
 - 8,377 Project Applications
- Total Awarded:
 - \$1.7 billion
 - Nearly 8,000 New and Renewal projects
- Amount Awarded Represents:
 - \$107 Million New Projects (6%)
 - \$1.5 Billion Renewal Projects (94%)



FY 2013 Continuum of Care Funding

2013 Continuum of Care Funding



The U.S. Department of Housing and Urban Development provides homeless assistance funds annually under the McKinney-Vento Continuum of Care Competition. Applicants participate in planning processes that represent city and/or county areas.

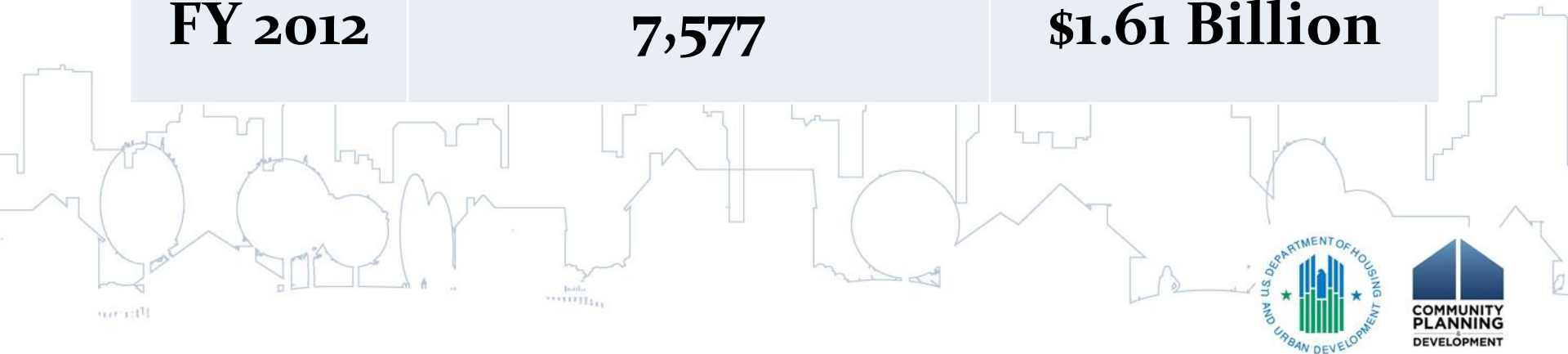


Boundary data for state, county, county subdivision, Puerto Rico municipios and metropolitan areas are from the U.S. Census Bureau, 2011 TIGER/Line shapefiles.



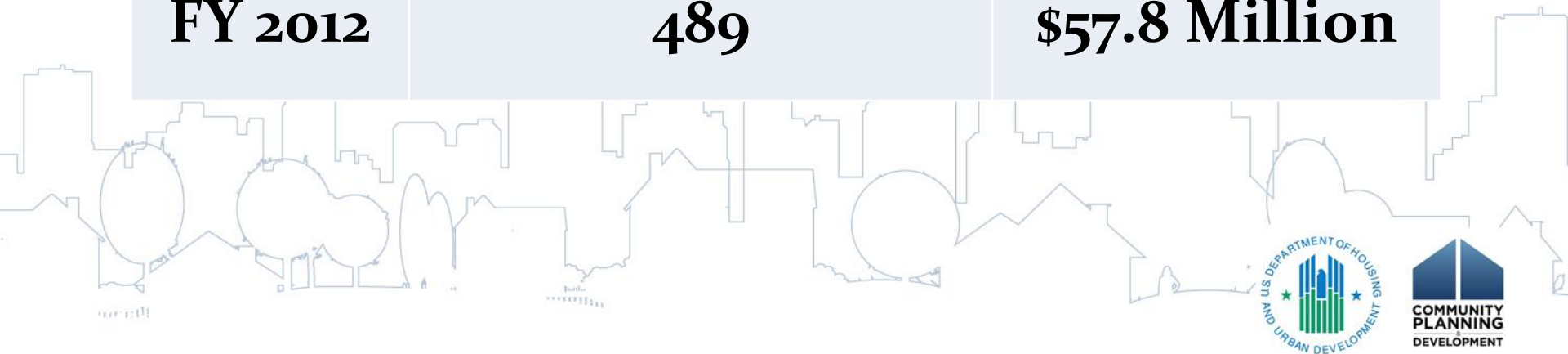
Renewal Project Funding

Year	Renewal Projects	Amount
FY 2013	7,374	\$1.6 Billion
FY 2012	7,577	\$1.61 Billion



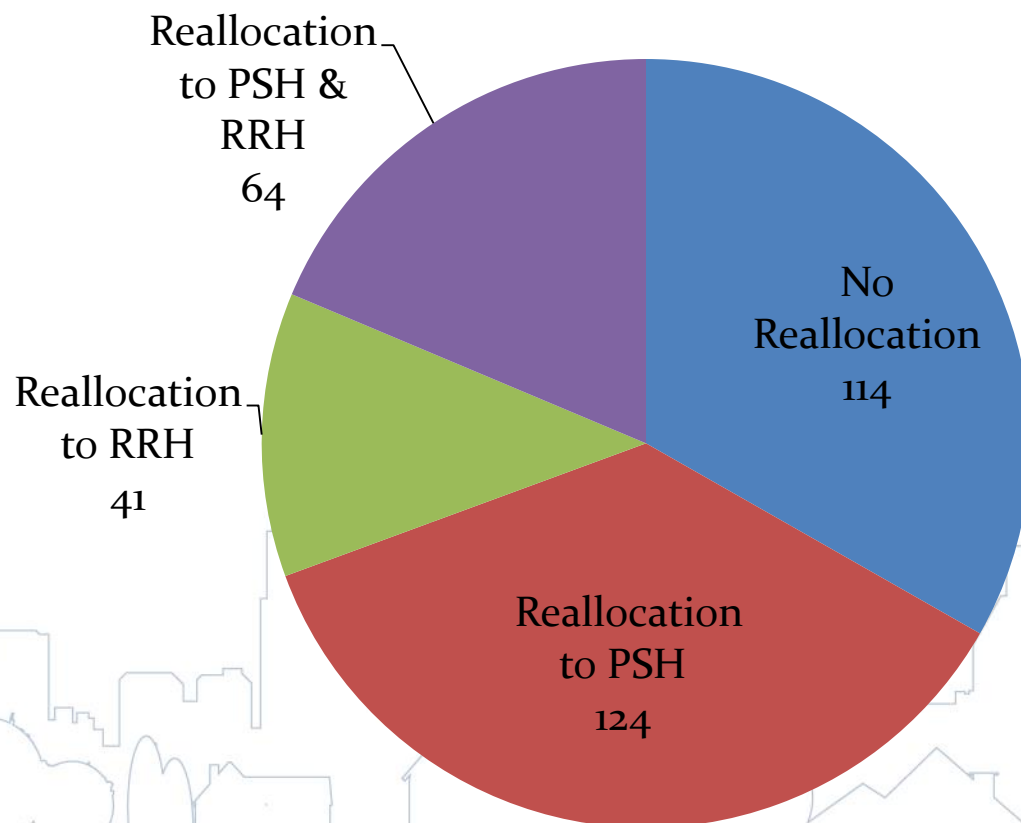
New Project Funding

Year	New Projects	Amount
FY 2013	622	\$107 Million
FY 2012	489	\$57.8 Million



Reallocation

Number of CoCs Reallocating



CoC ARD Amounts



Amount Available vs. ARD

- \$1.7 Billion available in FY 2013 funding exceeded National Annual Renewal Demand (ARD)
- Two tiered ranking approach
- Tier 1 = CoC's ARD less 5 %
- CoCs could request:
 - Renewals
 - New reallocated
 - CoC Planning
 - UFA Costs (if applicable)
- No new funding except through reallocation



Establishing CoC's ARD

- Established through the GIW
- 7-day grace period after NOFA publication to make final changes
 - Eligible renewal projects missing from GIW could apply, but ARD was not increased
 - HUD deleted projects from ARD if they were not eligible to renew in the FY 2013 CoC Program Competition
- Projects ranked partially in Tier 1 were pushed entirely in to Tier 2



How a Missing Project on the GIW Impacts Tier 1

- Eligible renewal projects not included on GIW:
 - May apply but the CoC's ARD was not increased
 - Eligible renewal projects not on final HUD-approved GIW were selected last in each tier
 - If ranked in Tier 1, required larger across the board cuts or pushed one or more renewal projects into Tier 2



Calculation of Tier 1

(Numbers Rounded for Simplicity)

- ARD and Tiers are set BEFORE statutory updates
- Need to ensure enough funds to cover Tier 1
- The “competition” is for Tier 2 projects – any funds not spent on Tier 1 are awarded to highest scoring CoCs

EXAMPLE CALCULATION FOR TIER 1/CUTS (Not actual numbers)	
Funds Available: National	\$ 1,700,000,000
National ARD from Registration	\$ 1,750,000,000
Projected ARD After Statutory Adjustments	\$ 1,780,000,000
Projected National Shortfall	\$ 80,000,000
Cut Amount to Establish Tier 1	5%

Reallocation



What is Reallocation?

- Reallocated projects are **NEW**—not a continuation of existing projects
- They use funds from renewal projects but are not guaranteed to be selected for funding
- They are included in hold harmless but must still meet NOFA requirements
- New reallocated projects that did not meet NOFA requirements were rejected

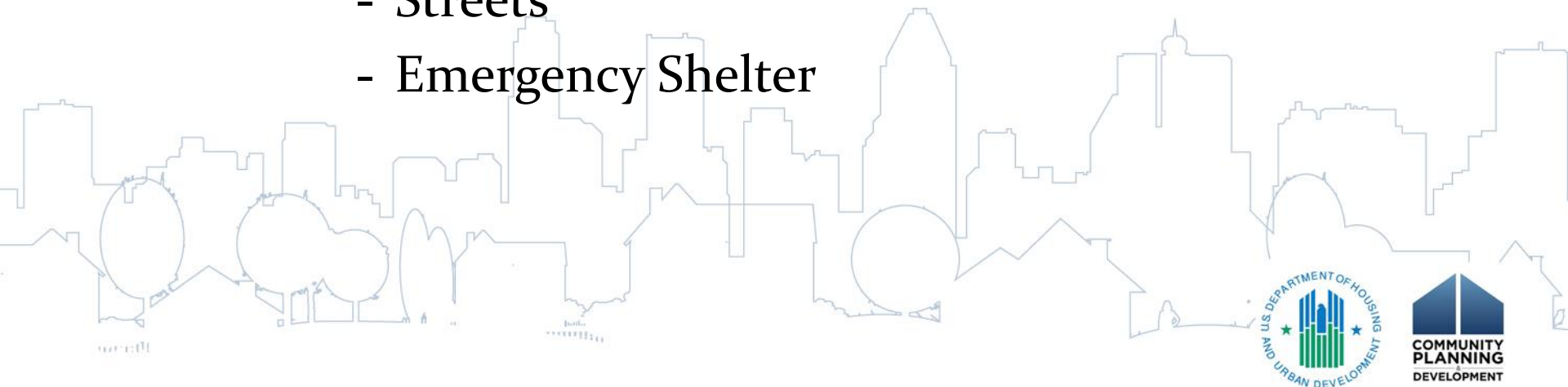


What can be Reallocated?



FY 2013 Reallocation

- Reallocation was limited to—
 - PSH projects for people experiencing chronic homelessness
 - Rapid Re-Housing for households with children coming directly from:
 - Streets
 - Emergency Shelter




FY 2013/FY 2014 CoC Application and Scoring

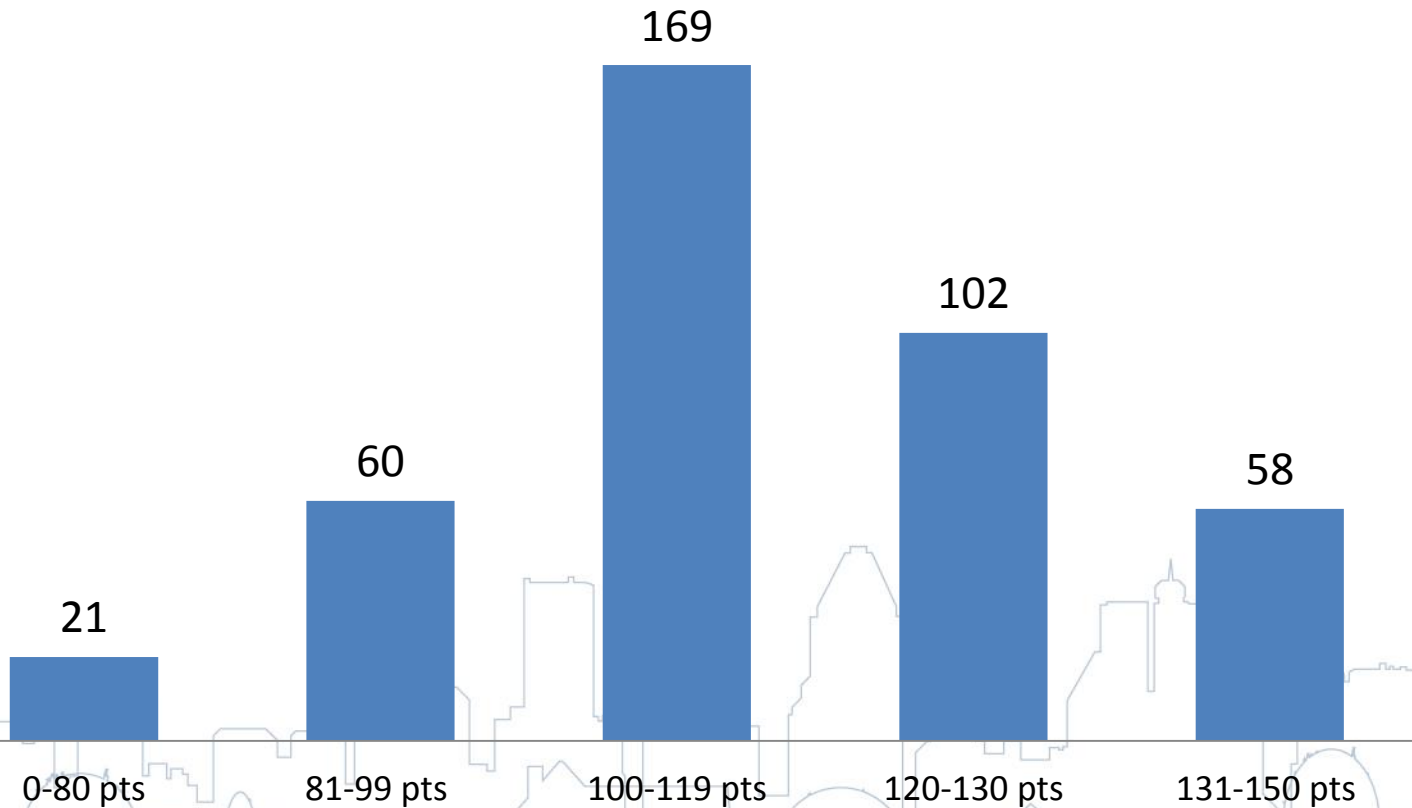


CoC Application Scores

- The FY 2013/FY 2014 CoC Application Scores cover FY 2013 and FY 2014
 - High Score: 148.25
 - Low Score: 45
 - Average Score: 113.5
 - Median Score: 116.5



Distribution of CoC Application Scores among the 410 CoCs



CoC Application Overview

Resources:

- 24 CFR part 578
- FY 2013 HUD General Section NOFA
- FY 2013/FY 2014 CoC Program Competition NOFA
- FY 2013/FY 2014 CoC Application Detailed Instructions
- CoC Training materials
- FAQs on OneCPD
- Ask A Question (AAQ)
- Listserv messages



CoC Application– Sections and Scoring Categories

CoC Application assessed on a 150 point scale, and the scoring criteria is outlined in FY 2013-FY 2014 CoC Program Competition NOFA

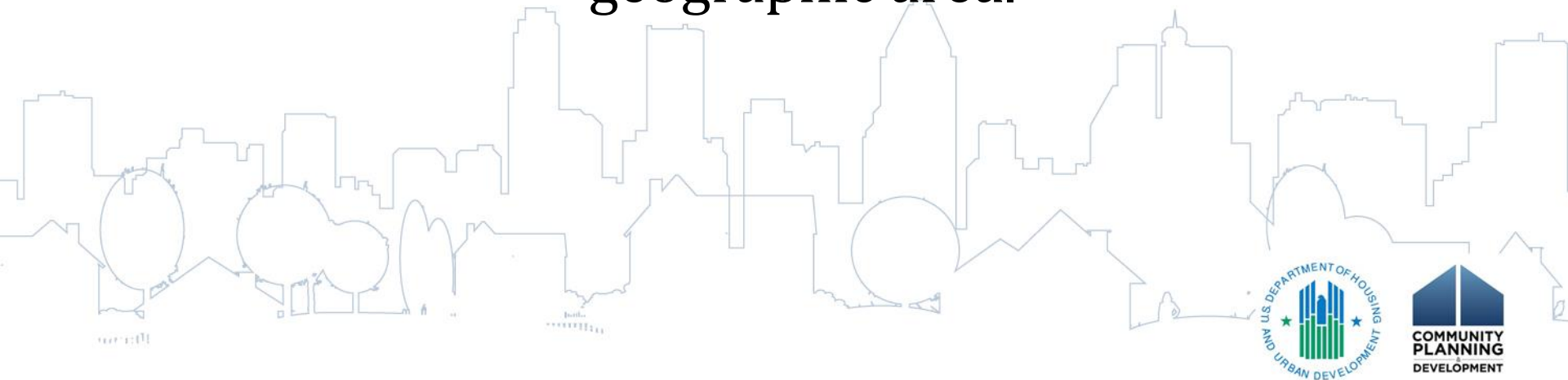
1. CoC Strategic Planning and Performance – 69 points
2. CoC Coordination of Housing and Services – 28 points
3. Recipient Performance – 15 points
4. CoC Housing, Services, and Structure – 13 points
5. Leveraging – 5 points
6. Homeless Management and Information System – 11 points
7. Point-in-Time Count – 9 points
8. Bonus 6 Points: Administration, SSO Projects and Accuracy of Submission



Section I: CoC Strategic Planning and Performance (69 Points)

Average score: 51.5 out of 69 points (75%)

The CoC has a plan for and is making progress towards reducing homelessness in the CoC's geographic area.



CoC Application– Section I

Ending Chronic Homelessness

- CoC average: 10.3/16 points (65%)

Housing Stability

- CoC average: 8.73/10 points (87%)

Jobs and Income Growth

- CoC average: 7.3/8 points (91%)

Mainstream Benefits

- CoC average: 5.87/7 points (84%)

Rapid Rehousing

- CoC average: 7.35/10 points (74%)

CoC Application– Section I

- *Opening Doors*

- Progress towards meeting all goals
- Efforts to reduce barriers

- Ending Family Homelessness

- Efforts to combat family homelessness
- Outreach plan find and engage homeless families, particularly unsheltered

- Addressing the Needs of Victims of Domestic Violence

- Programs in CoC to serve DV population
- Policies in place to protect DV population



CoC Application– Section I


- Reaching Unsheltered Homeless
 - Identify and engage unsheltered homeless persons
 - Description of how outreach plan covers entire geographic area
- Ending Youth Homelessness
 - Efforts to address youth homelessness
 - Clear description of available housing and services
- Ending Veteran Homelessness
 - Collaboration with HUD-VASH
 - Serving veterans not eligible for VA housing and services



Section II: CoC Coordination of Housing and Services (28 points)

Average score: 19 out of 28 points (68%)

The CoC demonstrates that it coordinates its housing and service resources with other systems of care that serve the homeless, and that housing and services within the CoC are coordinated.



CoC Application – Section II

- Preventing Homelessness
 - Efforts to reduce number of persons becoming homeless
- Discharge Planning
 - Policies and protocols to ensure persons being discharged are not released to homelessness
- Consolidated Plan
- Affirmatively Furthering Fair Housing
 - Marketing housing to persons who are least likely to access housing absent special outreach



CoC Application – Section II

- **ESG Coordination**
 - Extent to which the CoC consults with ESG jurisdiction(s) to determine allocations and assess performance
- **Coordination with other Funding Sources**
 - Including HOPWA, TANF, RHY, Head Start, Philanthropy, and other housing and service programs funded through Federal, State, or local government resources
- **Coordination with PHAs**
 - Extent to which the CoC is collaborating with one or more PHAs within the geographic area
- **Coordinated Assessment**
 - Extent to which a coordinated assessment system is currently being implemented



CoC Application – Section II

- Adopting a Housing First model
 - 75 percent of projects are using Housing First
- Educational Assurances
 - Demonstrated collaboration with Local Education Authorities to identify homeless persons and ensure they are informed of eligibility for services
- Preventing Involuntary Separation
 - Efforts to ensure projects do not separate minors from family
- Affordable Care Act
 - Participation in outreach and enrollment efforts
- Accessing Other Funding Resources for Supportive Services



Section III: Recipient Performance (15 points)

Average Score: 9.55 out of 15 (64%)

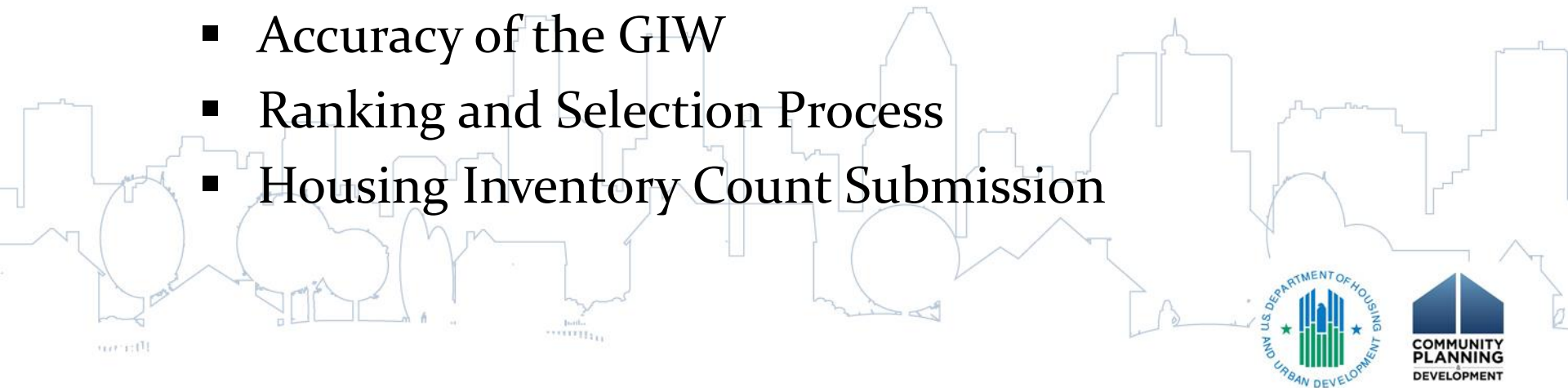
- CoC Monitoring of HUD-Performance Goals
- Increasing Recipient Performance
- Increasing Recipient Capacity
- Reducing Homeless Episodes
- Outreach
- Tracking and Reducing Returns to Homelessness



Section IV: CoC Housing, Services, and Structure (13 points)

Average Score: 10.74 out of 13 (83%)

- CoC Meetings
- Complaints
- Inclusive Structure
- Project Application Performance Metrics
- Accuracy of the GIW
- Ranking and Selection Process
- Housing Inventory Count Submission



Section V: Leveraging (5 points)

Average Score: 1.77 out of 5 (35%)

HUD awarded up to 5 points to CoCs that demonstrated 100 percent participation in leveraging from all project applications (including only those projects that have commitment letter(s) on file that are dated within 60 days of the CoC application deadline) and that had a minimum 150 percent leveraging.



Section VI: The Homeless Management and Information System (11 points)

Average Score: 9.29 out of 11 (84%)

- HMIS Governance
- HMIS Plan
- HMIS Funding
- Bed Coverage
- Data Quality
- Entry and Exit Dates
- Required Reports



Section VII: The Point-in-Time Count (9 points)

Average score: 7.9 out of 9 Points (88%)

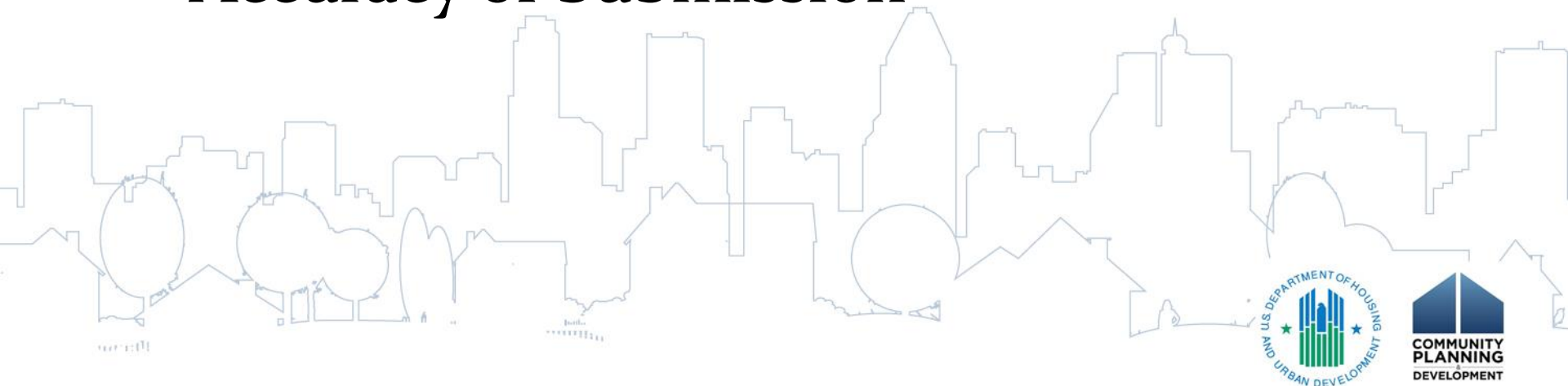
- PIT Count and Data Submission
- Change in PIT Since 2012
- Subpopulation Data
- Methodology for Unsheltered Count



Section VIII: Bonus Points (up to 6 points)

Average score: 3.75 out of 6 Points (63%)

- Administration
- SSO Projects
- Accuracy of Submission



FY 2013 Project Application



Project Application Overview

- Changes made on an annual basis
- Resources:
 - 24 CFR Part 578
 - FY 2013 General Section NOFA
 - FY 2013 – FY 2014 CoC Program Competition NOFA
 - Your CoC's Grants Inventory Worksheet (GIW)
 - *e-snaps* Hide/Show Instructions
 - *e-snaps* Project Application Training Modules
- CoC and Applicant communication



Attachments

- Project Applicants must attach ALL required documents
 - HUD-2880
 - Code of Conduct
 - Drug-Free Workplace (50070)
 - SF-LLL (Disclosure of Lobbying)
 - If applicable, documentation of nonprofit status



Key Areas: New Projects

Understanding
reallocation

Meeting
project quality
threshold

Eligible
persons to be
served

Eligible
activities

Applicant
capacity

Budgets must
match
reallocation



Key Areas: Renewal Projects

Must be
completed by
current recipient

Meeting renewal
project threshold

Eligible persons
by component
type

Component
types

Budgets must
match the GIW

Special initiative
projects

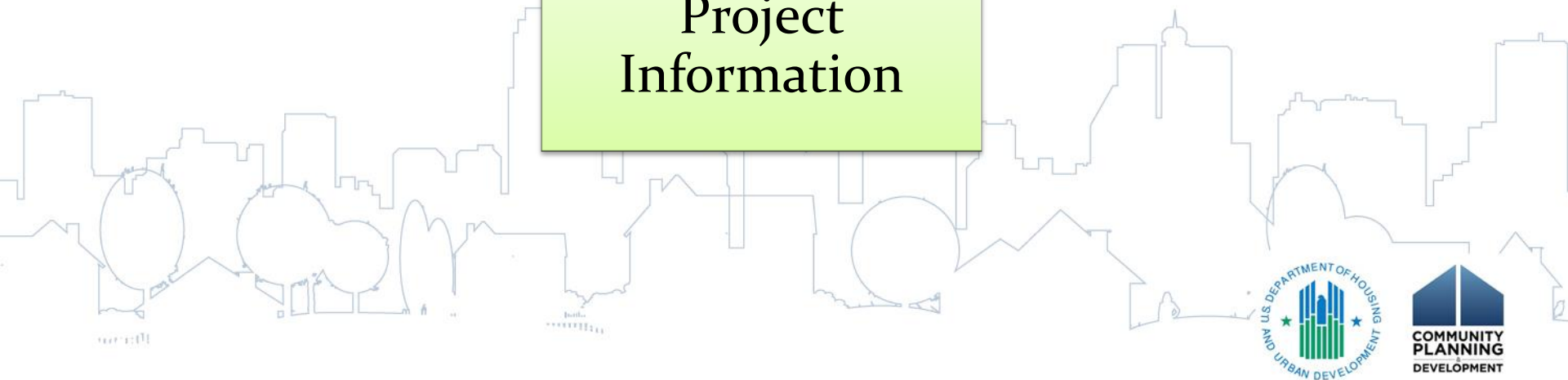


Key Areas: New and Renewal

Housing First

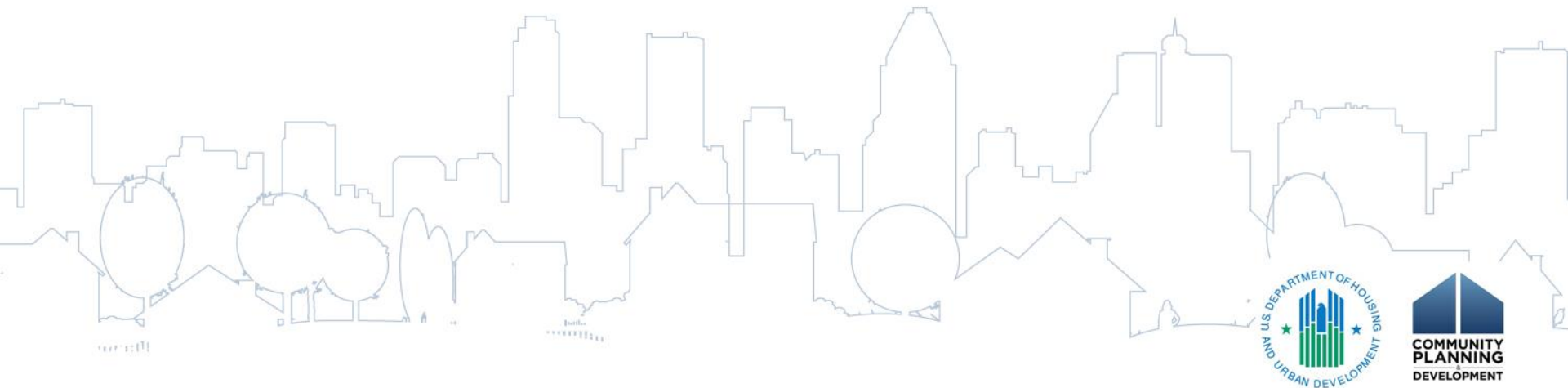
Educational
Assurances

Consistent
Project
Information



Things to Remember

- Renewal requests must match the GIW
- New requests must match Reallocation
- Review all competition resources
- Communicate with your CoC



FY 2014 GIW and CoC Registration



FY 2014 GIW and CoC Registration Process

Desk officer
(DO) sends
GIW to CoC
with a copy
to the Field
office (FO)

CoC and
Project
Applicants
review and
complete
GIW

CoC sends
GIW to FO

FO
reviews/rec
onciles GIW
and sends
to DO

DO reviews
GIW and
sends FINAL
GIW to CoC
with a copy
to the FO



Changes from FY 2013

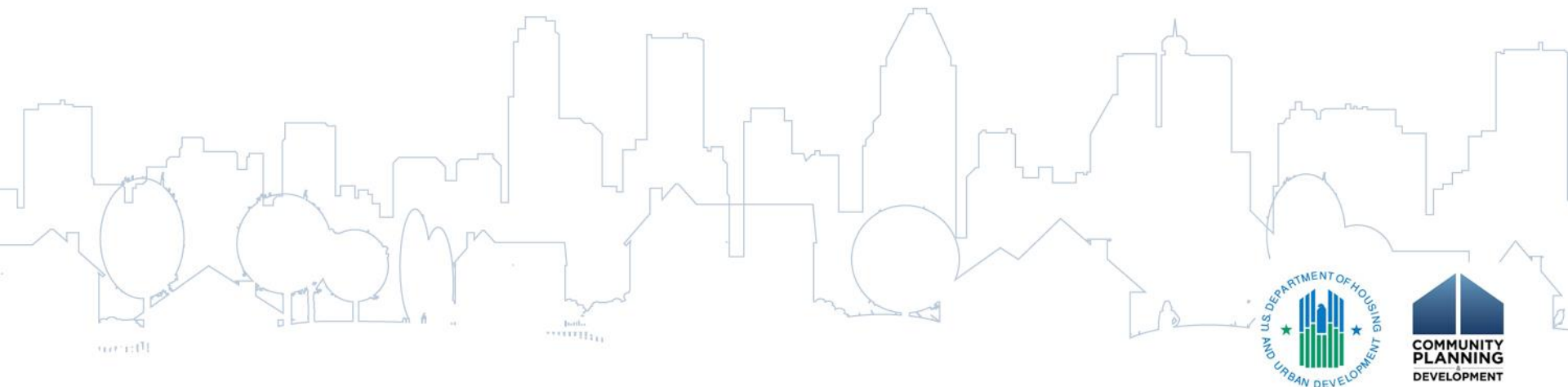
- New columns/functionalities in the GIW
- UFA questions have been revised

Sub-Section 1	Field Office:	0		Sub-Section 2	Collaborative Applicant (CA) Name:					
	CoC Number:	0			Is the CA the same as in FY2013? (select from dropdown)					
	CoC Name:	0			CoC's Annual Renewal Demand:	\$0				
SECTION 1 - APPLICANT AND PROJECT INFORMATION										
						Sub-Section 2:				
No	Applicant Name	Project Name	Grant Number	Grant Term (Years)	Expiration Date (mm/dd/yyyy)	Former Project under the SHP or S+C Program or Project under the CoC Program?	Project Component (select from dropdown)	Capital Costs (Acquisition, Rehabilitation, New Construction)	Leasing	Re Assis



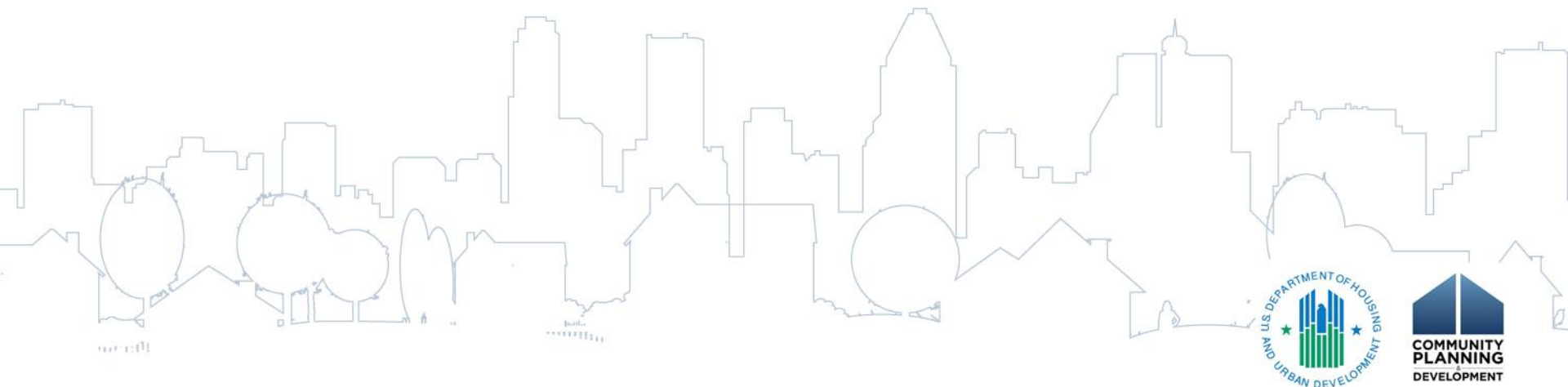
FY 2014 GIW and CoC Registration: Reconciliation Responsibilities for CoCs

- Know your inventory
- Consult with Project Applicants and the local HUD CPD field office
- Ensure ALL projects are listed



FY 2014 GIW and CoC Registration: Resources

- CoC GIW Instructions
- Ask a question (AAQ)
- CoC Registration Training Modules
- FY 2013 Project Application or current grant agreement



Resources for CoCs

- HUD's website:
 - www.hud.gov
- HUD's OneCPD website
 - <http://www.onecpd.info>
- Join a listserv

