



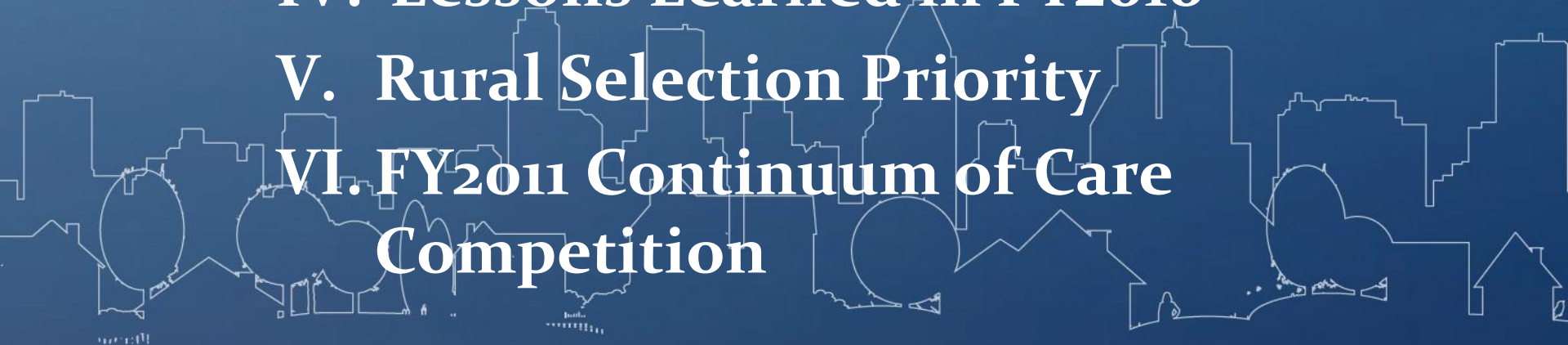
FY2010 Continuum of Care Debriefing Broadcast

Office of Special Needs Assistance Programs
May 17, 2011



Broadcast Overview

- I. FY 2010 “Big Picture”
- II. FY2010 CoC Coverage Maps
- III. Pro-Rata Need - “Refresher Course”
- IV. Lessons Learned in FY2010
- V. Rural Selection Priority
- VI. FY2011 Continuum of Care Competition



FY2010 “Big Picture”



FY2010 CoC Competition Overview

Significant Changes in FY2010:

- Expansion of Chronic Homeless Definition
- Educational Assurances for CoCs and Projects
- HHN Reallocation Reintroduced
- Selection Priority for 100% Rural Areas
- Homelessness Data Exchange (HDX)



FY2010 CoC Competition Overview

- *e-snaps* continues to improve the application process
- *e-snaps* enabled HUD to announce project funding in less than six months after the November 19, 2010 deadline
 - *Renewal projects announced within 60 days*
 - *New projects announced within 5 ½ months*



Competition Highlights

- *Requested: \$1.644 billion for 7,534 Projects*
- *Awarded: \$1.628 billion to 7,432 Projects*
- *Amount Awarded Represents:*
 - *691 CoCs Awarded New Projects (9%)*
 - *6,741 Projects Requesting Funding Awarded (91%)*

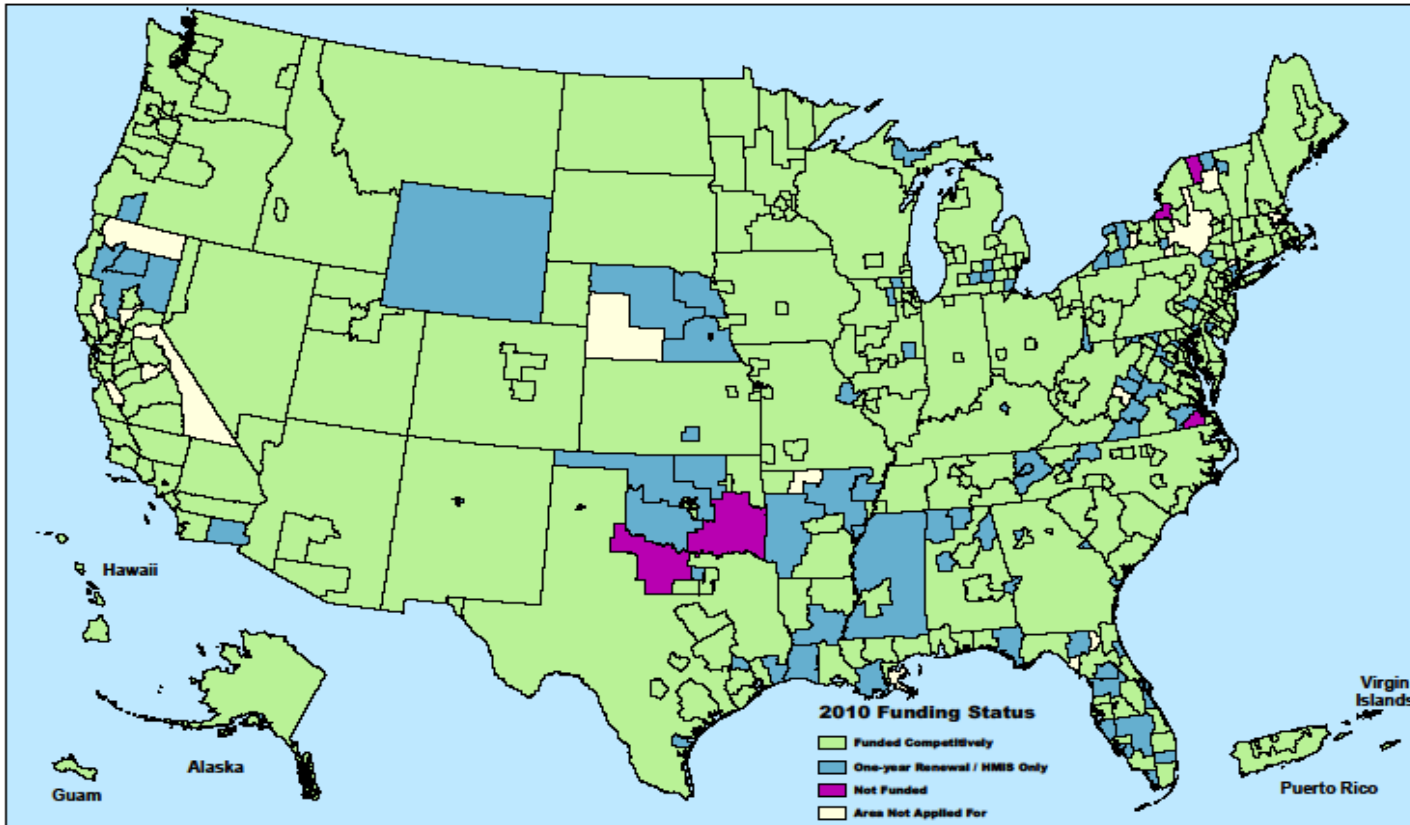


FY2010 CoC Coverage Maps



FY2010 Renewal and New Funding

2010 Continuum of Care Funding



The U.S. Department of Housing and Urban Development provides homeless assistance funds annually under the McKinney-Vento Continuum of Care Competition. Applicants participate in planning processes that represent city and/or county areas.

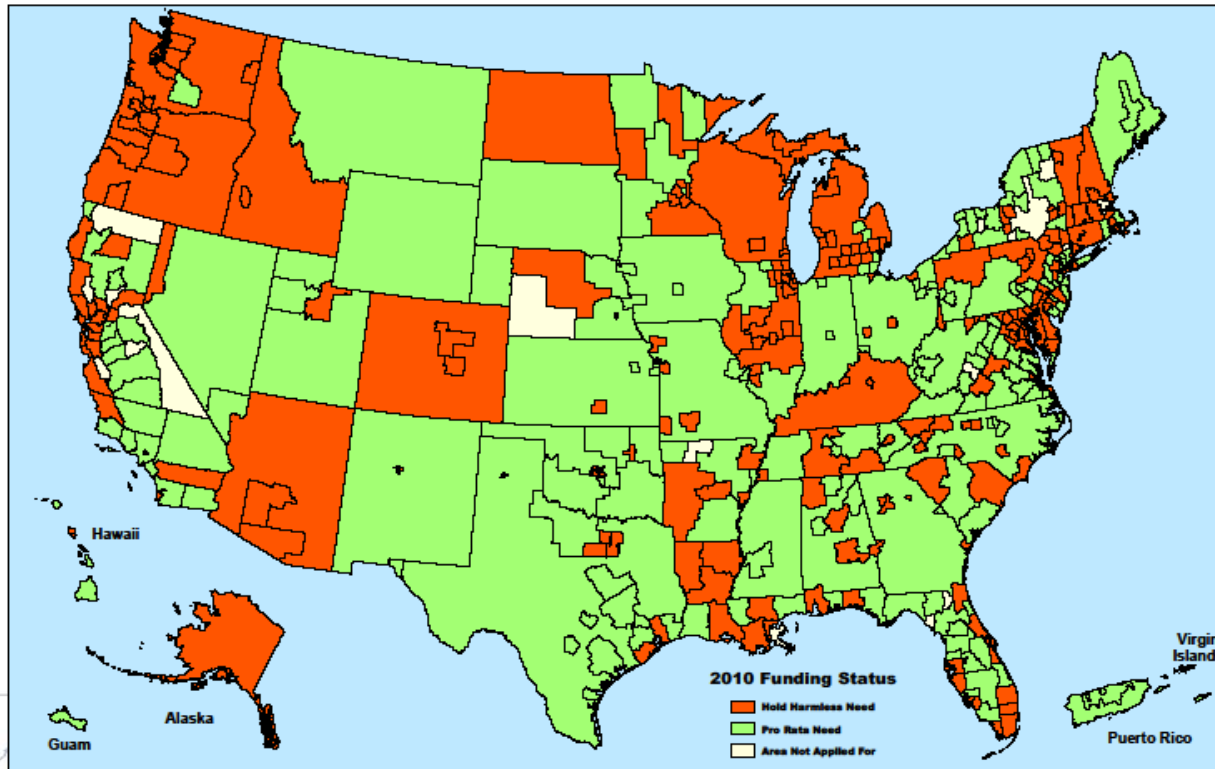


Boundary data for state, county, county subdivision, Puerto Rico municipios and metropolitan areas are from the U.S. Census Bureau, 2009 TIGER/Line shapefiles.



PPRN/FPRN vs. HHN

2010 Continuum of Care Funding



The U.S. Department of Housing and Urban Development provides homeless assistance funds annually under the McKinney-Vento Continuum of Care Competition. Applicants participate in planning processes that represent city and/or county areas.



Boundary data for state, county, county subdivision, Puerto Rico municipios and metropolitan areas are from the U.S. Census Bureau, 2009 TIGER/Line shapefiles.

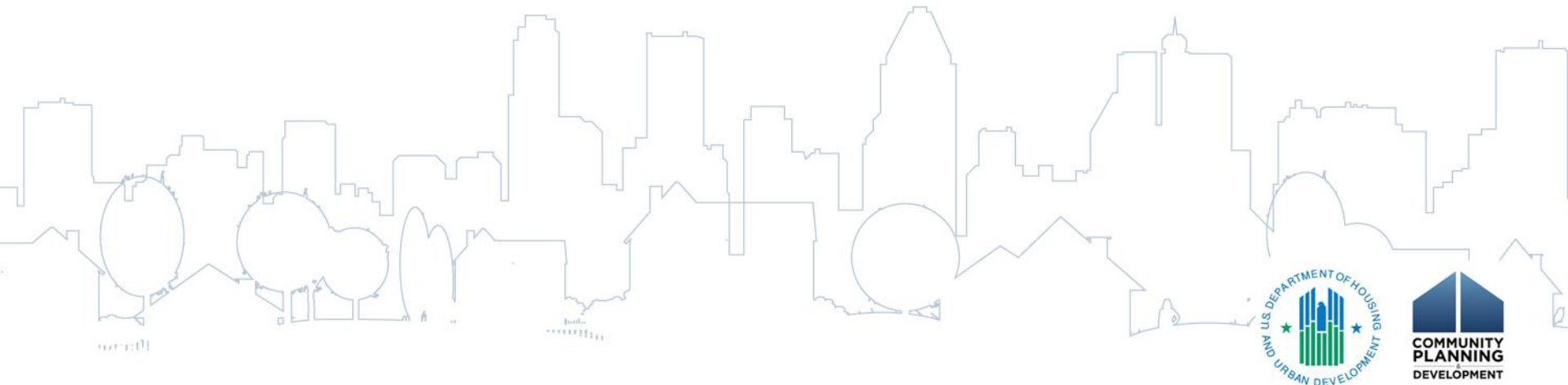


FY2010 Funding Highlights

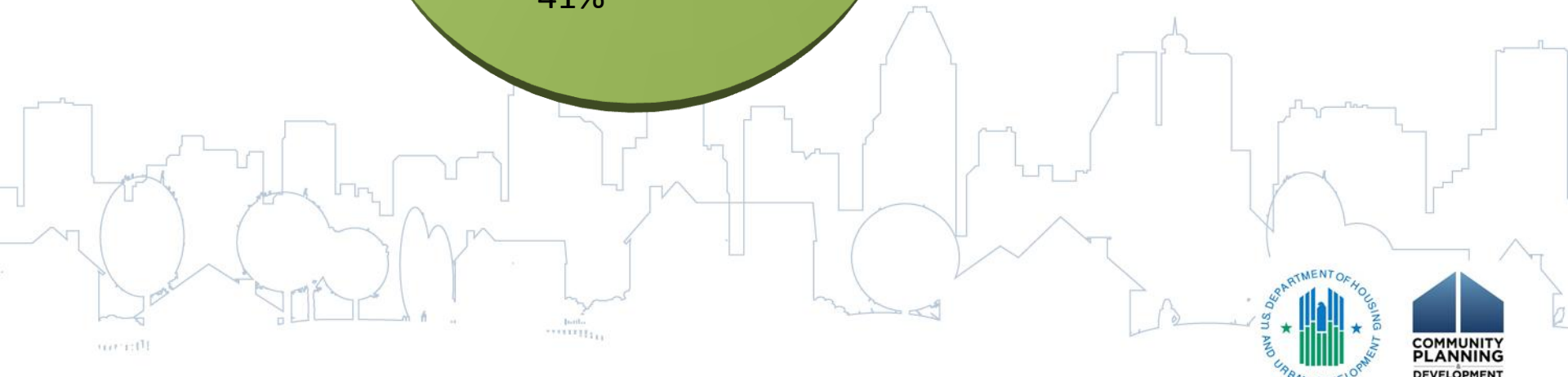
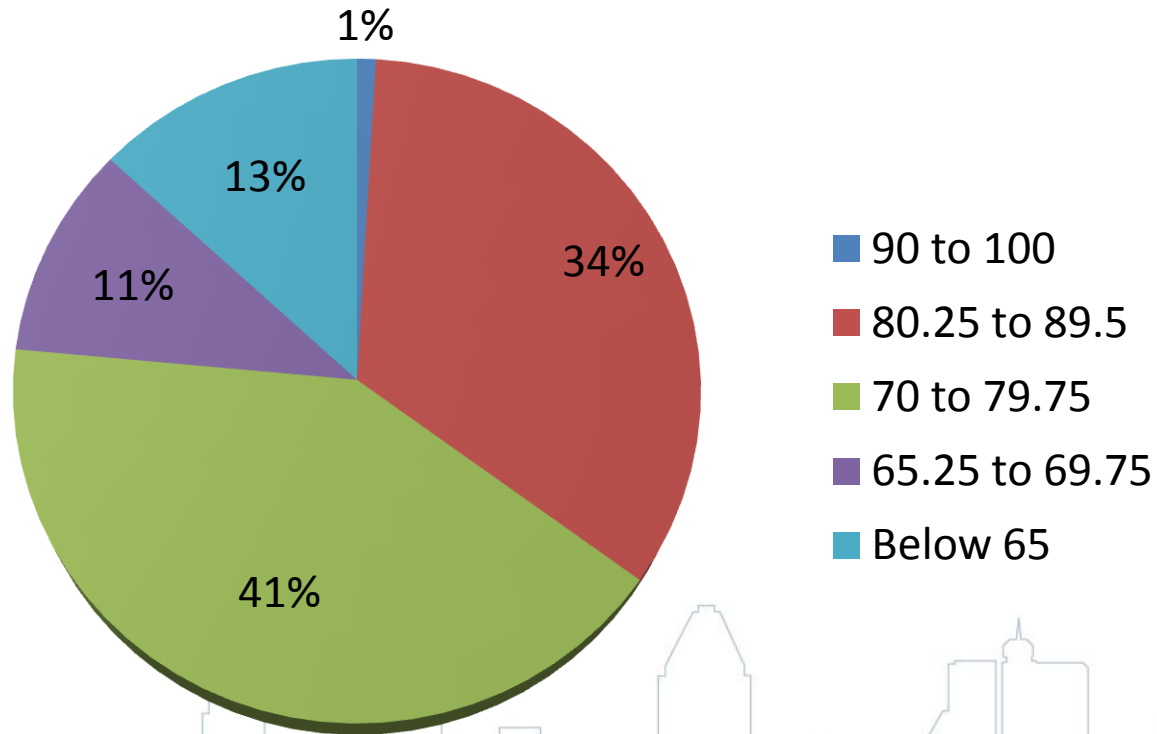


FY2010 Scores

- High Score: 91.5
- Funding Line: 65
- Average Score: 75.42
- Low Score: 38.5



FY2010 Distribution of CoC Scores



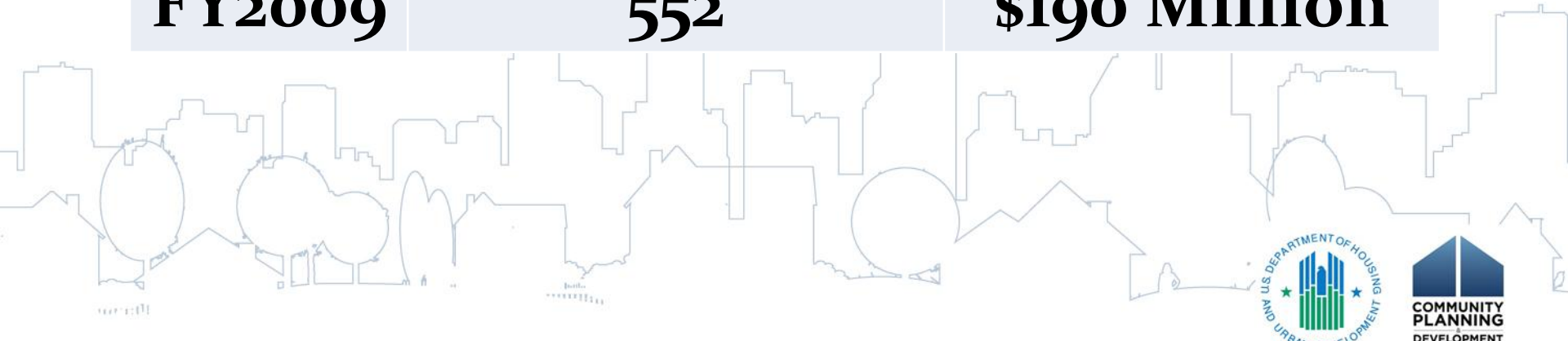
Renewal Project Funding

Year	Renewal Projects	Amount
FY2010	6,741	\$1.41 Billion
FY2009	6,450	\$1.56 Billion

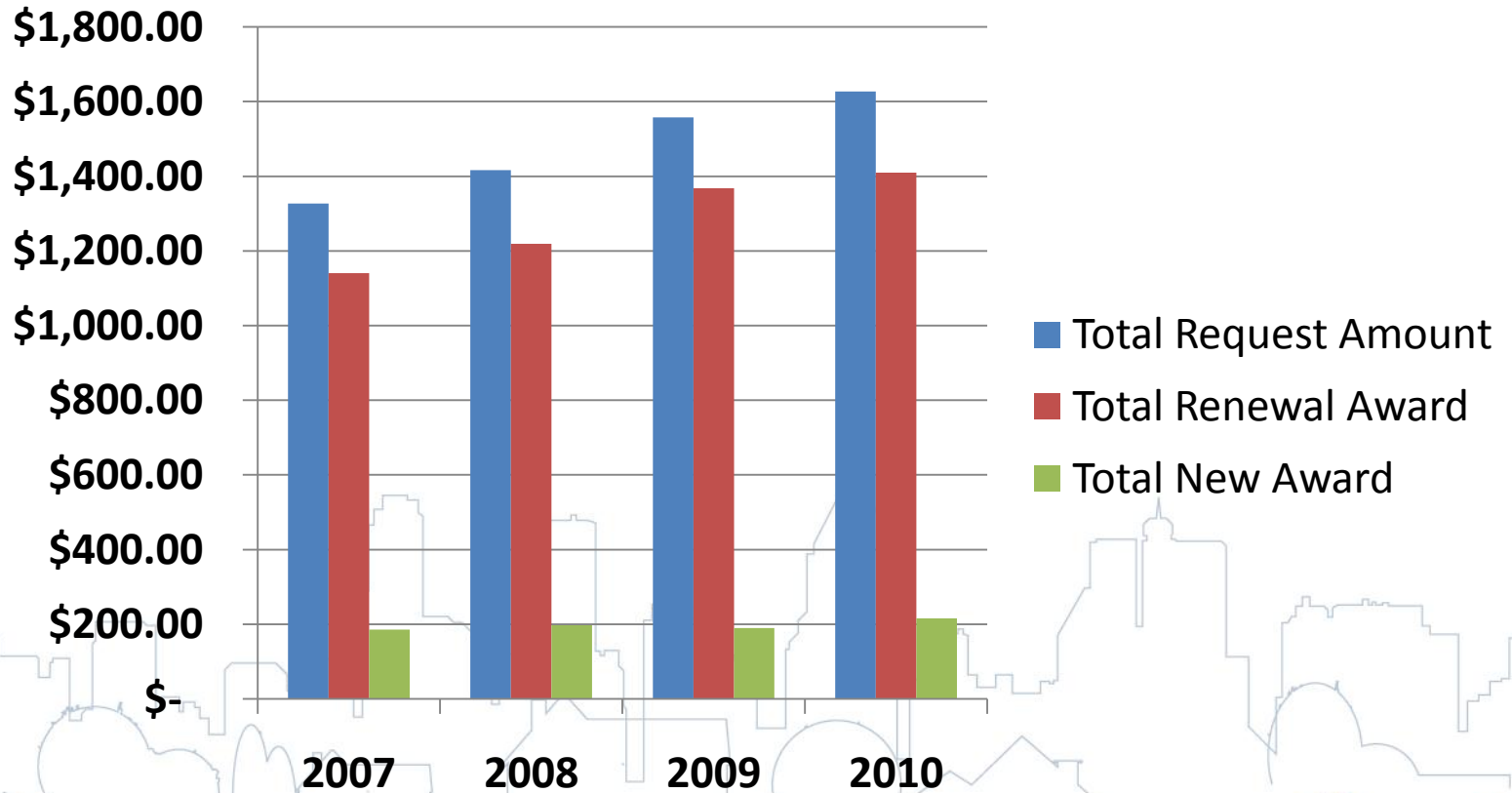


New Project Funding

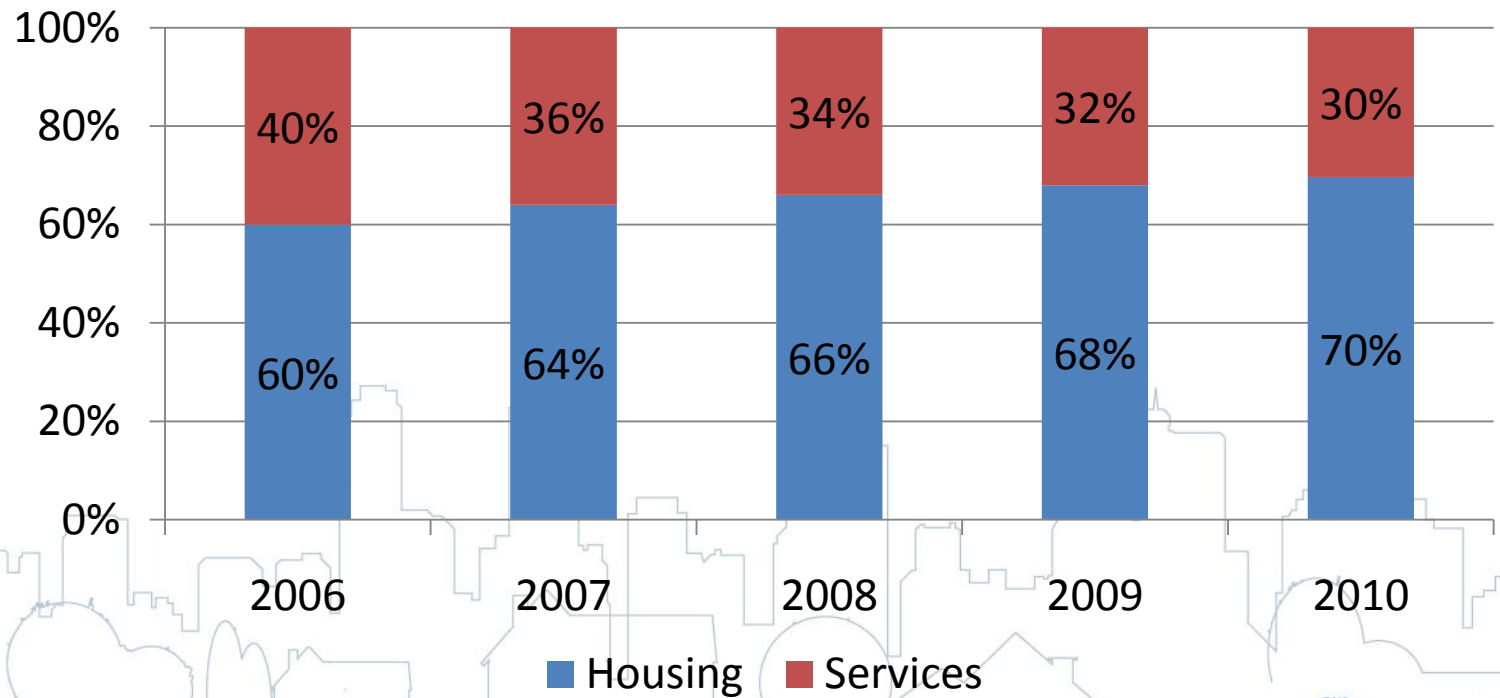
Year	New Projects	Amount
FY2010	691	\$216.5 Million
FY2009	552	\$190 Million



Total Dollars Awarded vs. Renewal Funds vs. New Funds Awarded



Housing vs. Services

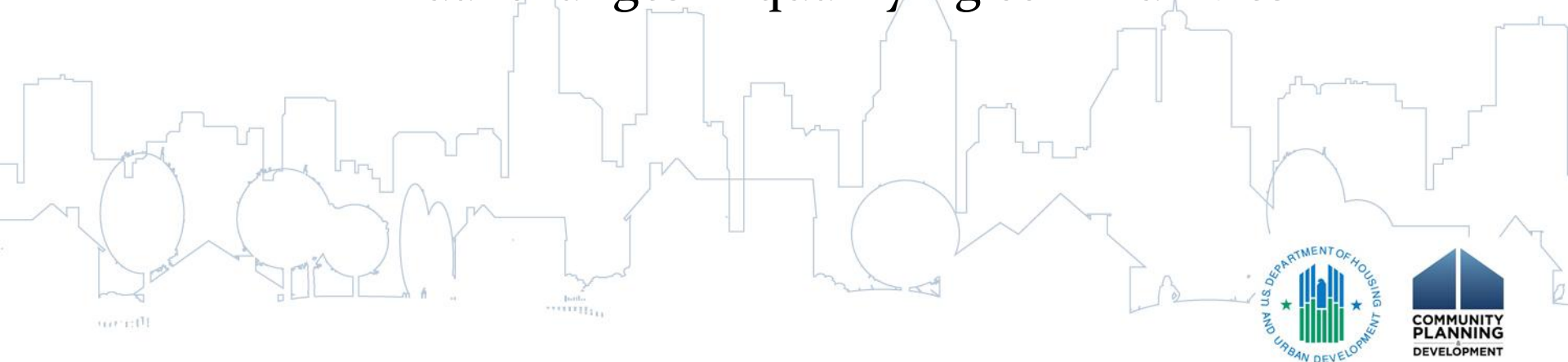


Pro –Rata Need and Hold Harmless Need- “Refresher Course”



Preliminary Pro Rata Need (PPRN)

- Need based on objective CDBG/ESG based formula factors
 - CoC geography based on CDBG universe of jurisdictions
 - 4,115 metro cities, urban counties, all other counties
 - Annual changes in qualifying communities



Preliminary Pro Rata Need (PPRN) *cont.*

Hold Harmless Need(HHN)

- Based on HUD commitment to provide each CoC with enough funding to meet SHP renewal needs for one year
- FO and CoCs identify ALL SHP grants expiring Jan. 1- Dec. 31 , 2011 along with the annual renewal amount for each eligible SHP renewal project



PPRN/FPRN vs. HHN

- Final Pro Rata Need (FPRN) = the higher of PPRN, HHN or the amount from the Hold Harmless Merger Process
 - Used to make project selection decisions
- HUD verifies determination of FPRN for CoC:
 - Grant Inventory Worksheets
 - Field Office verification



Lessons Learned in FY2010



Exhibit 1 – CoC Application

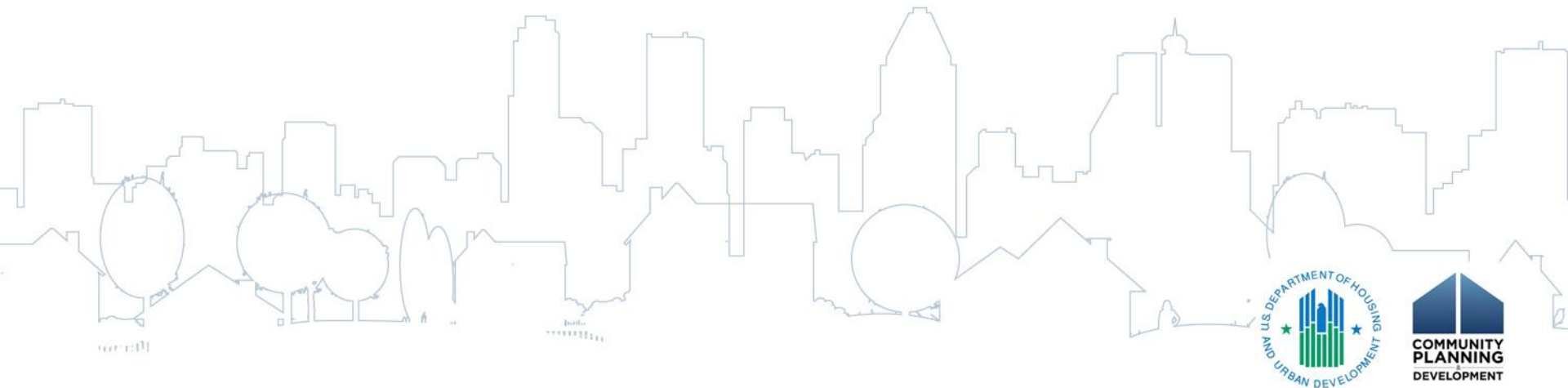


Exhibit 1 – CoC Application Overview

Points to Consider

- Annual Changes to the NOFA
 - CoCs are expected to read all sections of the General NOFA and CoC NOFA thoroughly
 - Detailed instructions and training materials should be read carefully
- Import Previous Year's Data



Exhibit 1 – FY2010 Changes

- Housing Inventory Count and Point-in-Time data collection
- New Chronic Homeless Definition
- Reintroduction of Hold Harmless Need Reallocation
- Educational Assurances
- Emphasis to Combating Veteran Homelessness



Exhibit 1 – Sections and Scoring Categories

- I. CoC Housing, Services, and Structure
- II. Homeless Needs and Data Collection
- III. CoC Strategic Planning
- IV. CoC Performance
- V. Emphasis on Housing Activities



Exhibit I – Part 1: CoC Housing, Services, and Structures (14 Points)

Average Score: 12.29 out of 14

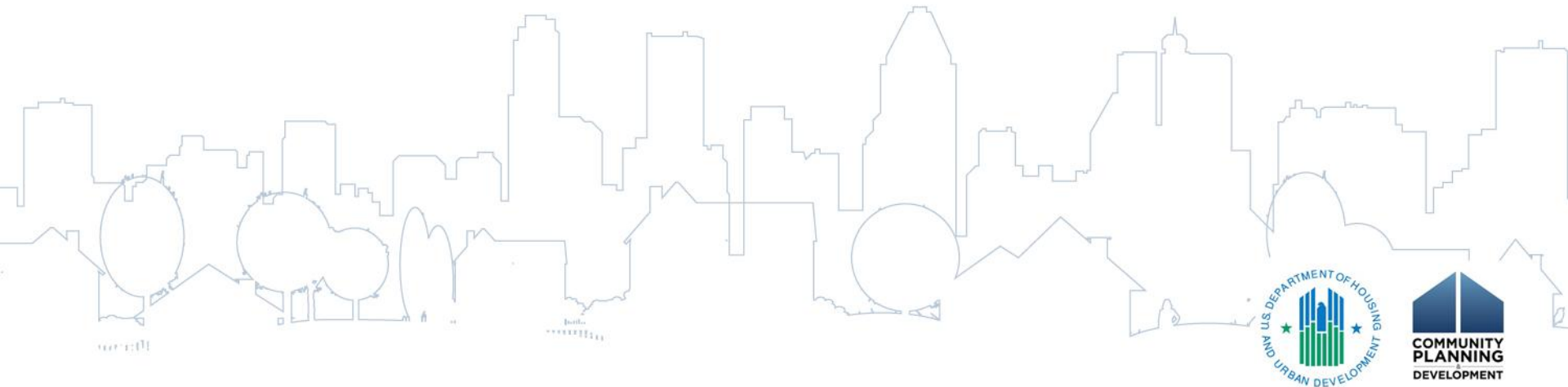


Exhibit I – Part 1: CoC Housing, Services, and Structures (14 Points)

- CoC Committees, Subcommittees and Work Groups were limited to 5.
 - Only those groups involved in CoC-wide planning activities were to be listed.
- Housing Inventory Count – HDX
- Point-in-Time Chart – HDX
 - Reporting was due by May 31, 2010 for HDX



Exhibit 1 – Part II: Homeless Needs & Data Collection (26 Points)

Average Score: 19.82 out of 26

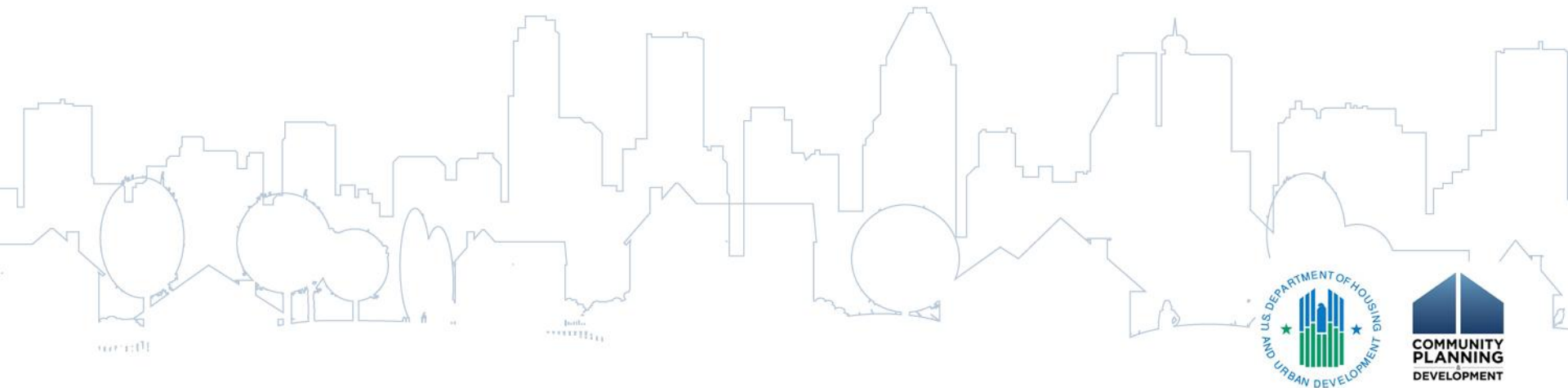


Exhibit 1 – Part II: Homeless Needs and Data Collection (26 Points)

- Homeless Management Information Systems (HMIS)
- All CoCs are expected to have a functioning HMIS
- HUD encourages all CoCs to participate in the AHAR



Exhibit 1 – Part II: Homeless Needs and Data Collection (26 Points)

- Point-in-Time Counts
 - Required Every Two Years
 - 2009 was the last required count year
 - Annual Counts Encouraged
 - CoCs that indicated a count outside of the last 10 days of January must have a waiver from HUD.



Exhibit 1 – Part II: Homeless Needs and Data Collection (26 Points)

- Collection of Sheltered and Unsheltered Data
 - CoCs were to describe methods following HUD point-in-time guidelines
 - “A Guide for Counting Unsheltered People”
 - A Guide for Counting Sheltered People”
 - Both guides available at www.hudhre.info



Exhibit 1 – Part II: Homeless Needs and Data Collection (26 Points)

- CoCs were required to:
 - Compare the most recent point-in-time count to the previous one;
 - Indicate an increase, decrease, or no change; and,
 - Describe the factors that may have resulted in the increase, decrease, or no change.



Exhibit 1 – Part III: CoC Strategic Planning (22 Points)

Average score: 16.94 out of 22 Points

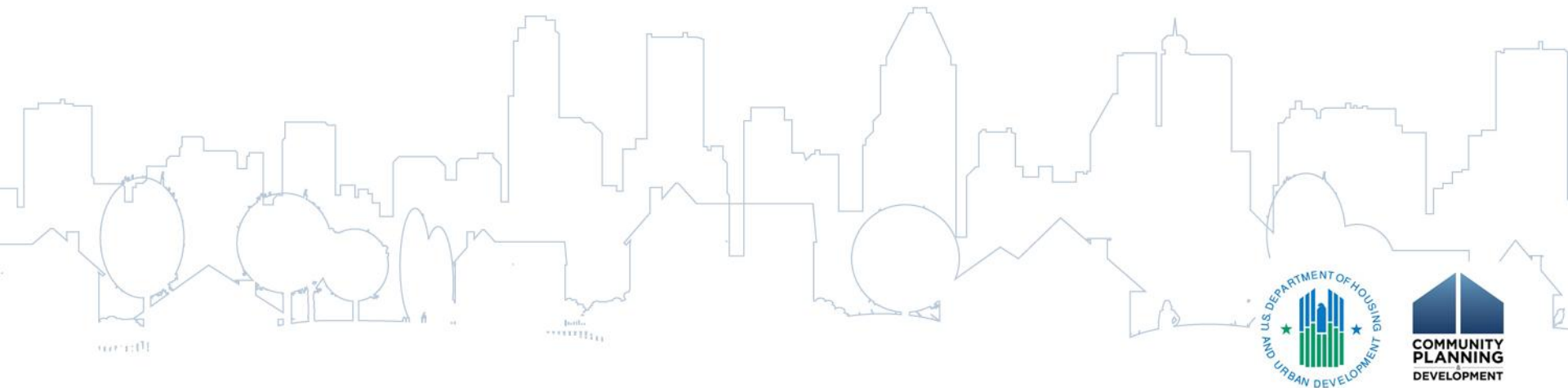


Exhibit 1 – Part III: CoC Strategic Planning (22 Points)

- 10 Year Plan, Objectives, and Action Steps
 - Each objective had its own form in *e-snaps*
 - CoCs were expected to provide narratives that included specific steps to meeting the goals
 - CoCs were expected to show cumulative increases for each benchmark for Objectives 1-4 and a cumulative decrease for Objective 5



Exhibit 1 – Part III: CoC Strategic Planning (22 Points)

- Discharge Planning
 - Preventing the routine discharge of persons into homelessness from publicly-funded systems of care:
 - Foster Care
 - Health Care
 - Mental Health
 - Corrections



Exhibit 1 – Part III: CoC Strategic Planning (22 Points)

Applicants were required to:

- Identify the following:
 - Stakeholders
 - Who is responsible?
 - The “Where” homeless persons are routinely discharged.
 - mainstream housing, Section 8 housing, etc.

AND

- Indicate that homeless persons were not being discharged to the streets, shelters, and/or McKinney-Vento Housing



Exhibit 1 – Part III: CoC Strategic Planning (22 Points)

- Coordination
 - HPRP
 - Other HUD-managed ARRA Programs
 - HUD-VASH
 - NSP
- Educational Assurances
- Veteran Homelessness



Exhibit 1 – Part IV: CoC Performance (32 Points)

Average score: 22.38 out of 32 Points

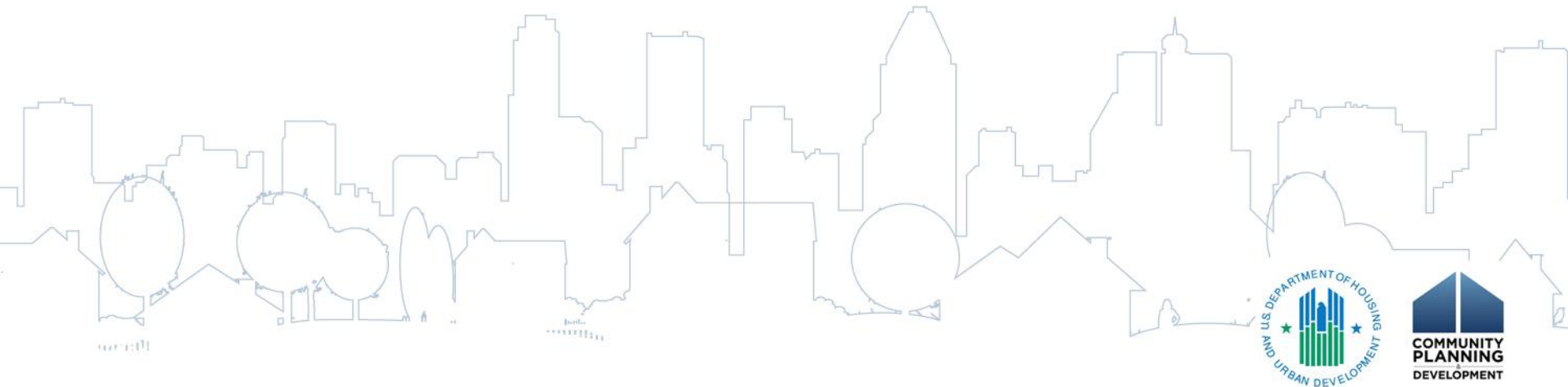


Exhibit 1 – Part IV: CoC Performance (32 Points)

- CoC Achievements
 - Increase Chronic Homeless Beds
 - Retain Permanent Housing
 - Obtain Permanent Housing
 - Increase Employment and Income
 - Decrease Family Homelessness



Exhibit 1 – Part IV: CoC Performance (32 Points)

- CoC Chronic Homeless Progress
 - Number of persons – decrease
 - Number of beds - increase
- CoC Housing Performance
 - Permanent Housing = 77% (National Average)
 - Transitional Housing = 65% (National Average)
- CoC Enrollment in Mainstream Programs and Employment Information
 - Employment Income = 20% (National Average)



Exhibit 1 – Part V: Housing Emphasis (6 Points)

- Eligible New Projects Only
 - Includes Projects Reallocated under HHN Reallocation
- Housing Activities vs. Supportive Services
- CoCs not required to have 100% housing activities to receive full 6 points



Exhibit 1 – Part V: Housing Emphasis (6 Points)

Average score: 3.98 out of 6 Points

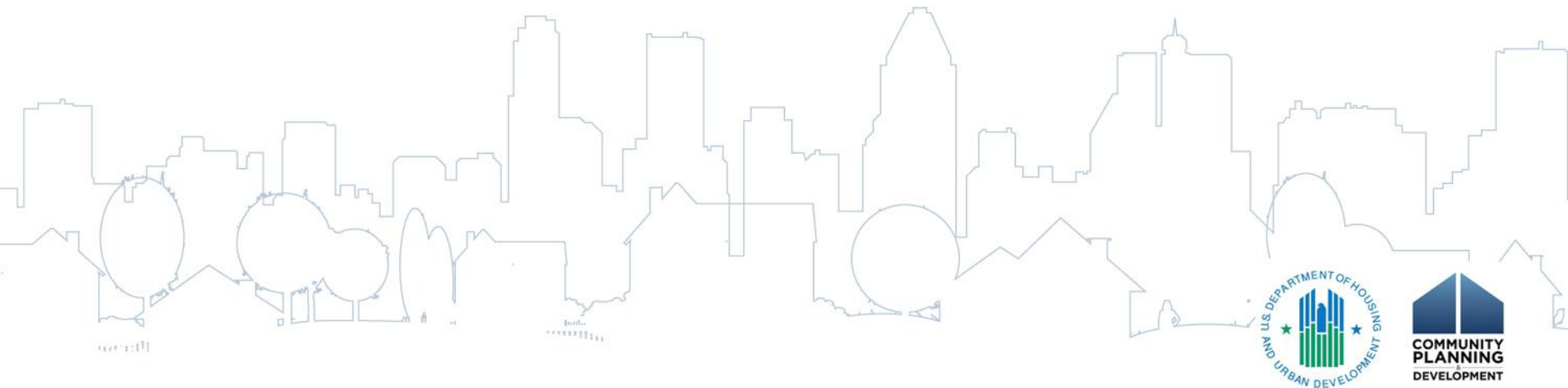


Exhibit 2 – Project Applications



Exhibit 2 – Project Application Overview

- Changes are made to the NOFA on an annual basis
 - Project applicants are expected to thoroughly read all sections of the General NOFA and CoC NOFA
- Project applicants were expected to read all instructions and training materials to be able to accurately complete all application sections



Exhibit 2 – Eligibility and Threshold

- SF-424 and Attachments
- Threshold Review
- Educational Assurances
- Expanded Chronic Homeless Definition
- HHN Reallocation
- Budget Information



Exhibit 2 – SF-424 and Attachments

- SF-424 was to be completed by the applicant, not the sponsor
- Applicants were to attach all required documents
 - All new and renewal projects were required to have a HUD-2880, Code of Conduct, and if applicable, documentation of the applicant's nonprofit status, the Survey for Equal Opportunity, and Disclosure of Lobbying
 - Unless updates were necessary, applicant were able to submit previously submitted attachments



Exhibit 2 – New Projects

- Applicants were expected to meet eligibility requirements of the specific program as described in the CoC NOFA, and provide evidence of eligibility and capacity.
 - Applicants for S+C SRA projects were required to provide the project location(s) at the time of application.
- To be considered for the rural selection priority, new projects had to serve 100 percent rural counties, or equivalent, and attach the Rural Housing Units Worksheet.



Exhibit 2 – Renewal Projects

- Applicants for renewal projects were expected to meet project eligibility, capacity, timeliness of the expenditure of funds, and performance standards identified in the CoC NOFA, or was otherwise not considered for renewal funding.
- Per the FY2010 NOFA, renewal projects that passed threshold review were awarded 1 year of renewal funding.



Exhibit 2 – Educational Assurances

- Applicants with projects serving families were required to demonstrate consistency with education subtitle of McKinney-Vento and other laws related to the provision of services for homeless families
- Applicants were required to demonstrate programs providing housing or services to families have designated a staff person to ensure that children are enrolled in school and connected to appropriate community services



Exhibit 2 – Expanded Chronic Homeless Definition

- Projects serving at least one chronically homeless adult in a household with children were expected to meet all of the other standards for chronic homelessness.
 - Project narratives were often inconsistent with the participants and subpopulations identified in the Project Participants chart of the application.



Exhibit 2 – HHN Reallocation

- Projects included in the CoC's HHN reallocated process were expected to reflect the appropriate budget amounts in the application.
 - Budget amounts were often inconsistent with the amounts identified in the CoC's Exhibit 1 application.



Exhibit 2 – Budget Information

- Renewal project budgets were expected to match the HUD approved 2010 GIWs.
- SHP renewal projects that requested more than the approved Annual Renewal Amount(s), were reduced accordingly.
- S+C renewal projects that requested more units than under grant agreement were also reduced accordingly.



Rural Selection Priority



FY2010 Rural Selection Priority

- HUD's FY2010 selection priorities provided preference, up to \$30 million, to applicants requesting new projects within FPRN proposing to serve 100 percent rural counties.
 - To be eligible an applicant was required to propose serving 100 percent rural counties and attach the Rural Housing Units Worksheet in its Exhibit 2.
 - This did not include PH Bonus projects, as these are not funded out of FPRN.



FY2010 Rural Selection Priority

- 108 new project requests proposed serving only rural counties
 - 32 projects also attached worksheet and fell within FPRN
 - 24 were awarded under rural selection criteria
 - 76 projects proposed to serve only rural counties but did not attach worksheet or project was outside of FPRN
 - 63 were awarded under regular selection criteria



FY2010 Rural Selection Priority

- \$19 million in new project requests proposed to serve exclusively rural areas
- Total amount of new project funding awarded to projects exclusively serving rural counties was more than \$16 million
 - \$3,760,141 was awarded under the rural selection priority
 - \$12,579,841 was awarded to projects serving exclusively rural areas under regular selection rules

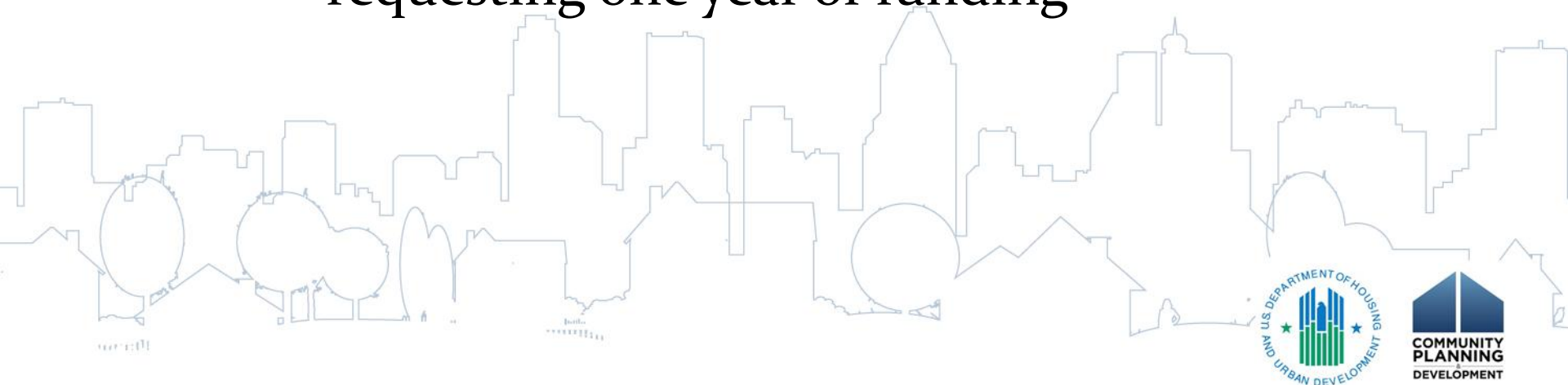


FY2011 Continuum of Care Competition



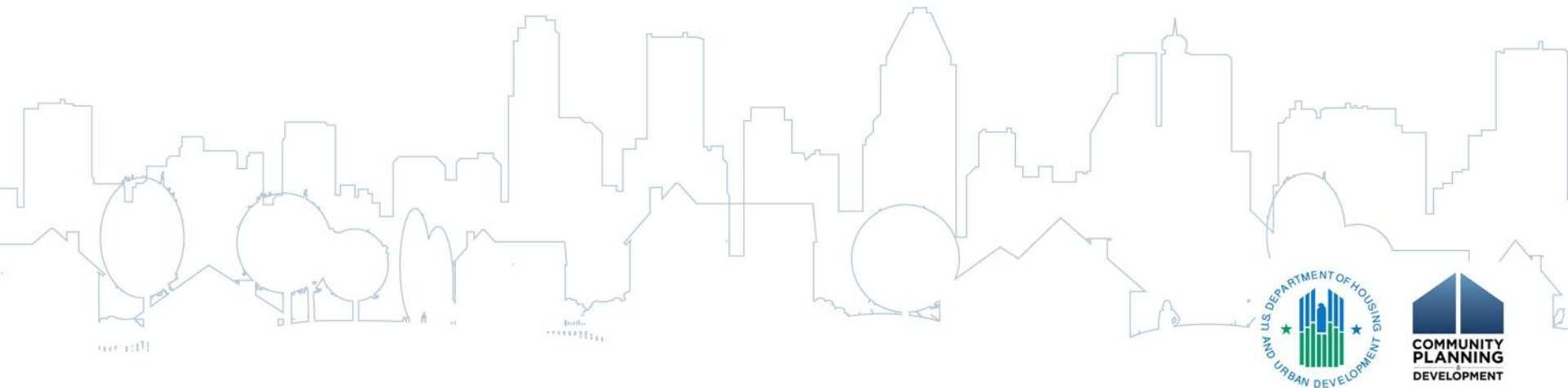
FY2011 CoC Competition

- HUD will once again announce awards in two-tiers:
 - Renewal
 - New
- HHN Reallocation will continue
- SHP renewals will once again be limited to requesting one year of funding



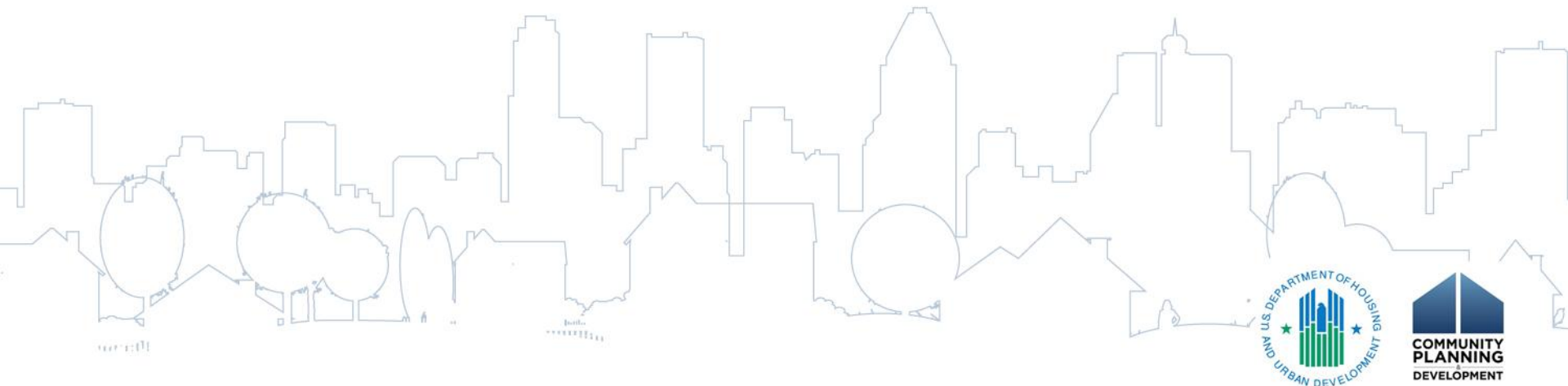
FY2011 CoC Competition

- Grant Inventory Worksheets
- Educational Assurances
- HHN Reallocation
- Rural Selection Priority



FY2011 CoC Competition

- Applicant Profiles between CoC Registration and the Application Process
 - CoC Applicants
 - Project Applicants
- No Logic Models



Additional Information for CoCs

- HUD's website:
 - www.hud.gov
- Posted on HUD's HRE website
 - <http://www.hudhre.info>
 - FY2010 Debriefing
 - Presentation Slides
 - Archived Webcast
 - FY2011 Registration Notice
 - FY2011 CoC NOFA
 - Training Modules for the FY2011 CoC Competition
 - FAQs



Additional Information for CoCs

- Information communicated via listserv messages
 - Homeless Assistance Program
 - HMIS
- Join a listserv by clicking on “Join a Listserv” on the HUD HRE homepage

