



# HUD Moving to Work Expansion Training

Cohort 1 Onboarding – The MTW Supplement to the PHA Plan and the Public Process (Office Hours)

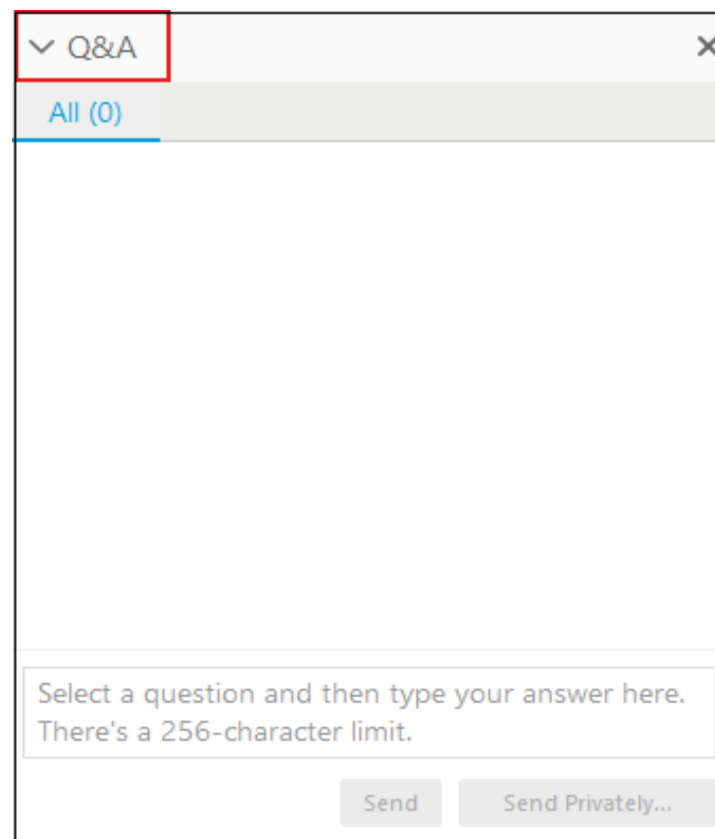
April 14, 2021

# Questions?

- All attendees have been muted
- Type your question in the Q&A box (send to All Panelists)

**OR**

- Type “I have a question” in the Q&A box (send to All Panelists), and you will be placed in queue to be unmuted to ask verbally



Q&A

All (0)

Select a question and then type your answer here.  
There's a 256-character limit.

Send Send Privately...





# HUD Moving to Work Expansion Training

Cohort 1 Onboarding – The MTW Supplement to the PHA Plan and the Public Process (Office Hours)

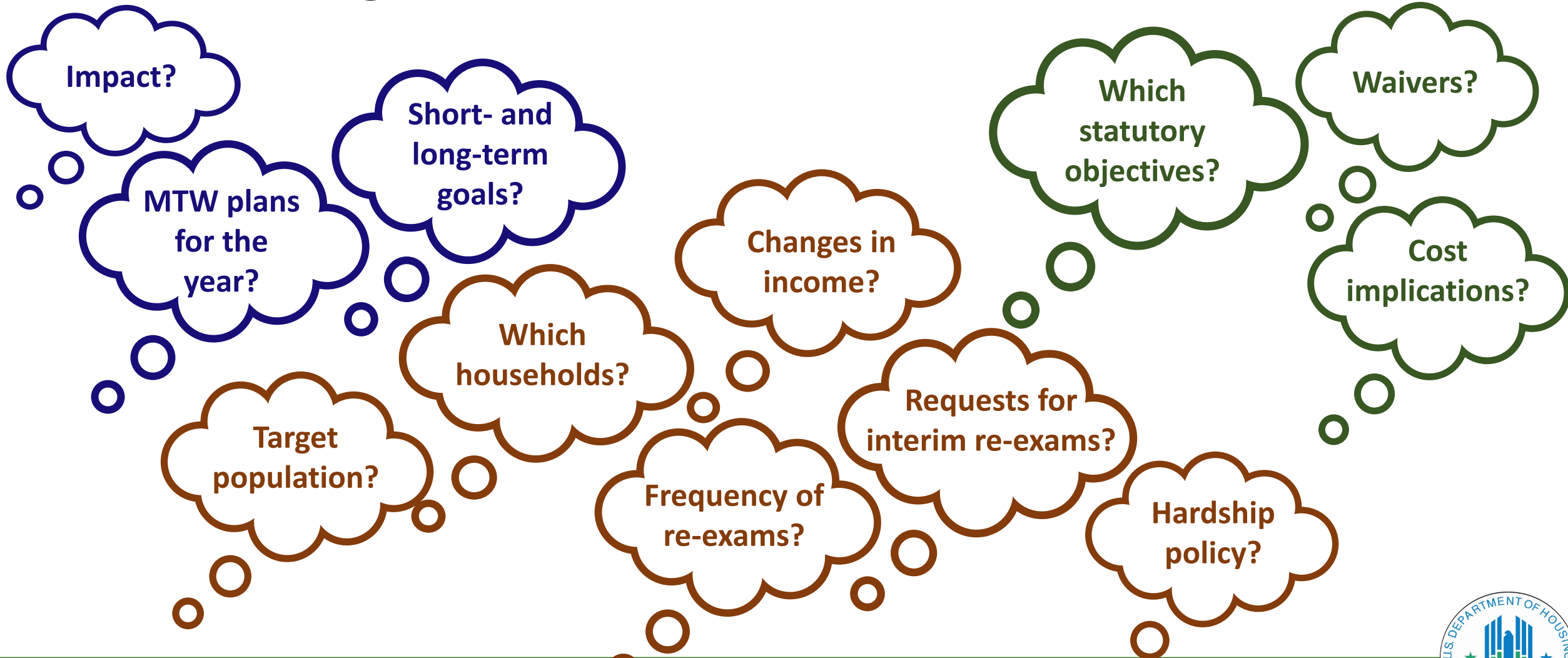
April 14, 2021


# Today's Agenda

- This is a chance to ask your questions about...
  - Gathering the information needed to complete the MTW Supplement
  - Conducting the public process
  - Accessing and using the MTW Supplement web-based form



# Thinking About What You Need to Get Started



Impact		Activities	Waivers	Supplement
<div data-bbox="38 207 318 307">Public Needs &amp; Concerns</div> <div data-bbox="343 207 624 307">Internal Agency Concerns</div> <div data-bbox="38 549 458 763"> <p>As you engage, keep notes, record meeting details. When? Who? Decision Points?</p> </div> <div data-bbox="38 778 624 1263"> <p>What do you want to achieve with MTW?</p> </div>	<div data-bbox="662 207 1261 492"> <p>What difference do you want to see?</p> </div> <div data-bbox="662 506 1261 778"> <p>How will you achieve that difference?</p> <p>Activity 1:</p> <p>Activity 2:</p> <p>Activity 3:</p> </div> <div data-bbox="662 792 1261 1263"> <p>How will you operationalize? What to consider?</p> </div>	<div data-bbox="1299 207 1898 478"> <p>Review available MTW Waivers:  <a href="https://www.hud.gov/sites/dfi/files/PIH/documents/FinalMTWExOpsNoticePartVIWeb.pdf">https://www.hud.gov/sites/dfi/files/PIH/documents/FinalMTWExOpsNoticePartVIWeb.pdf</a></p> </div> <div data-bbox="1299 492 1898 742"> <p>Waiver: </p> </div>	<div data-bbox="2153 207 2509 406"> <p>Read the Supplement instructions first!</p> </div> <div data-bbox="1923 364 2509 649"> <p><b>Tips:</b></p> <ul style="list-style-type: none"> <li><input checked="" type="checkbox"/> Review the hard copy Supplement first.</li> <li><input checked="" type="checkbox"/> Draft text in a Word document before entering it in the online form.</li> <li><input checked="" type="checkbox"/> Identify information sources. Who will provide what?</li> </ul> </div> <div data-bbox="1923 735 2509 1263"> <p><b>Items to Collect, if Applicable:</b></p> <ul style="list-style-type: none"> <li><input type="checkbox"/> Hardship Policy (Section C)</li> <li><input type="checkbox"/> Impact Analysis (Section C)</li> <li><input type="checkbox"/> Safe Harbor Waiver File (Section D)</li> <li><input type="checkbox"/> Agency-Specific Waiver Request (Section E)</li> <li><input type="checkbox"/> Public Comment File (Section H)</li> <li><input type="checkbox"/> Public Comment Analysis &amp; Decisions File (Section H)</li> <li><input type="checkbox"/> Certifications of Compliance (Section J)</li> </ul> </div>	

# Conducting the Public Process

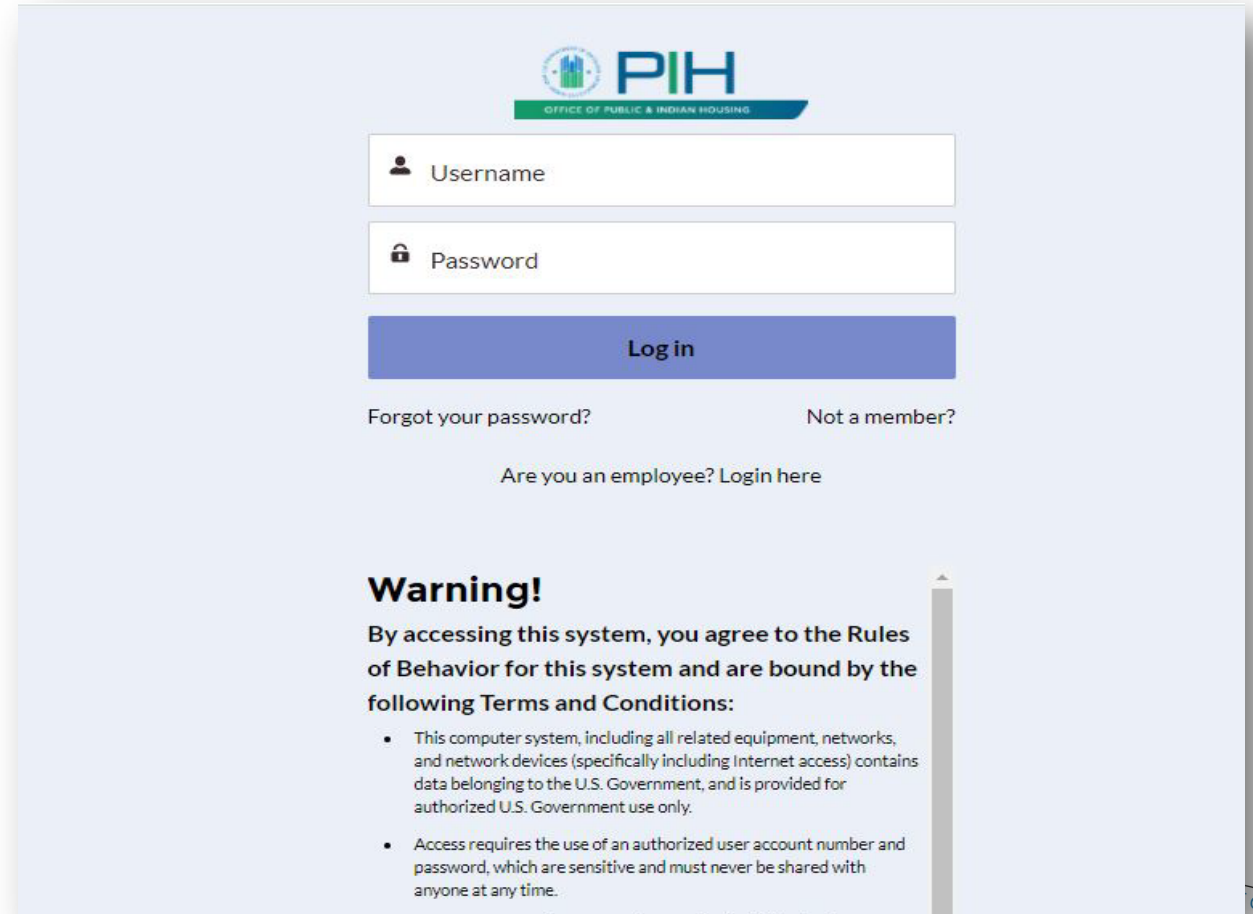
## Successful Public Engagement Strategies:

- Establish Trust
- Educate Residents about MTW
- Be inclusive
- Come prepared



# Accessing the System & Finding Assistance

- If we have received your signed ACC amendment and your list of users, you should have received access to the online form and activated your account.
- Contact the REAC TAC for technical questions and questions about how to the web-based form works.
  - Phone: 888-245-4860
  - Email: [REAC\\_TAC@hud.gov](mailto:REAC_TAC@hud.gov)
- Policy questions should go to your HUD Field Office Point of Contact.



**PIH**  
OFFICE OF PUBLIC & INDIAN HOUSING

Username

Password

Log in

[Forgot your password?](#) [Not a member?](#)

[Are you an employee? Login here](#)

**Warning!**

By accessing this system, you agree to the **Rules of Behavior** for this system and are bound by the following **Terms and Conditions**:

- This computer system, including all related equipment, networks, and network devices (specifically including Internet access) contains data belonging to the U.S. Government, and is provided for authorized U.S. Government use only.
- Access requires the use of an authorized user account number and password, which are sensitive and must never be shared with anyone at any time.



# Reminders

- To start a new MTW Supplement, use Create New MTW Supplement Form button.
- If you started an MTW Supplement form, access it using Open Existing MTW Supplement Forms button.

## Working in the Online Form

- Only Word and PDF Files can be uploaded
- Upload files one at a time
- Use a browser other than Internet Explorer when working in the online form
- Agencies will receive an email notification when their form has been submitted and HUD is notified.
- Agencies can check their submission status by accessing the “Open Existing MTW Supplement Forms” button on the landing page.



### CREATE NEW MTW SUPPLEMENT FORM

Please Click here to create your annual MTW Supplement form



### OPEN EXISTING MTW SUPPLEMENT FORMS

Please Click here for previous MTW Supplement forms



# Questions?



# MTW Supplement Web-Based Form

## Live Walk-through and Q&A



# Additional Questions



# General Resources

- MTW Selection Notice, Welcome Letter, Timeline, and Resources
- MTW Operations Notice
  - <https://www.hud.gov/sites/dfiles/PIH/documents/FinalMTWExOpsNoticePartVIWeb.pdf>
- Moving to Work page on hud.gov
  - <https://www.hud.gov/mtw>
- Moving to Work Expansion page
  - <https://www.hudexchange.info/programs/mtw/>
- MTW Expansion Training
  - <https://www.hudexchange.info/programs/mtw/mtw-expansion-training/welcome/>
- MTW Expansion Webinars
  - <https://www.hudexchange.info/trainings/moving-to-work-expansion-webinar-series/>



# Cohort 1 Onboarding...



**Thank you!**