


# 2017 CoC Program Competition Report

## Instructions on How to Access the 2017 CoC Program Competition Report in HDX

The 2017 CoC Program Competition Report can be downloaded from the [HUD Homelessness Data Exchange](#) (HDX) by the CoC Collaborative Applicant and individual users authorized by the Collaborative Applicant.

### Step One

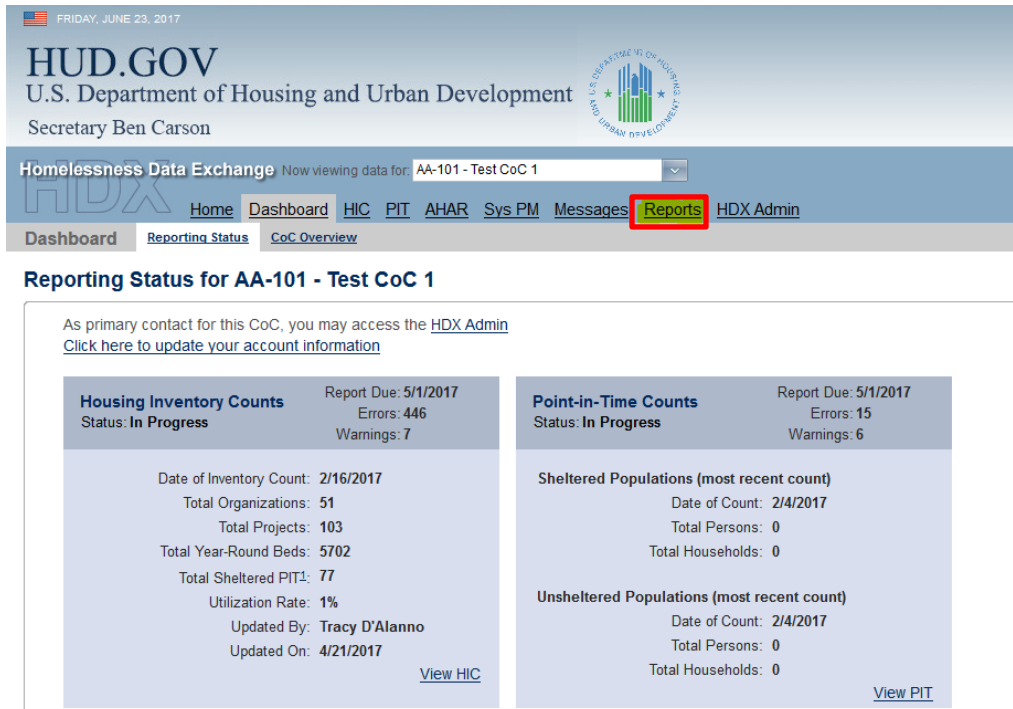
Authorized users login to the HDX.



The screenshot shows the HUD.GOV Homelessness Data Exchange (HDX) login page. At the top, it displays the HUD.GOV logo, the U.S. Department of Housing and Urban Development name, and Secretary Ben Carson. Below this is the HDX logo and navigation links for Home, Login, and Create an Account. The main content area contains a login form with fields for Username (Email Address) and Password, and a Login button. There are also links for 'Forgot your password?' and 'Create an Account'.

### Step Two

Click on the [Reports](#) link in the blue navigation bar.

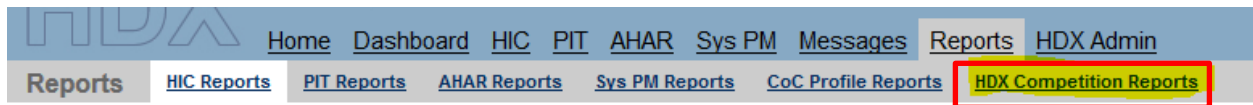


The screenshot shows the HUD.GOV Homelessness Data Exchange (HDX) Reports page. At the top, it displays the HUD.GOV logo, the U.S. Department of Housing and Urban Development name, and Secretary Ben Carson. Below this is the HDX logo and navigation links for Home, Dashboard, HIC, PIT, AHAR, Sys PM, Messages, Reports, and HDX Admin. The Reports link is highlighted with a red box. Below the navigation bar is a sub-navigation bar with links for Dashboard, Reporting Status, and CoC Overview. The main content area is titled 'Reporting Status for AA-101 - Test CoC 1' and contains a message: 'As primary contact for this CoC, you may access the [HDX Admin](#). [Click here to update your account information](#)'. Below the message are two summary cards: 'Housing Inventory Counts' and 'Point-in-Time Counts'. Each card shows the report due date, status, and various counts. The Housing Inventory Counts card shows a report due on 5/1/2017, with 446 errors and 7 warnings. The Point-in-Time Counts card shows a report due on 5/1/2017, with 15 errors and 6 warnings. Both cards have 'View HIC' and 'View PIT' links at the bottom.

Housing Inventory Counts	Report Due: 5/1/2017	Point-in-Time Counts	Report Due: 5/1/2017
Status: In Progress	Errors: 446	Status: In Progress	Errors: 15
	Warnings: 7		Warnings: 6
<b>Housing Inventory Counts</b>		<b>Point-in-Time Counts</b>	
Date of Inventory Count: 2/16/2017		Sheltered Populations (most recent count)	
Total Organizations: 51		Date of Count: 2/4/2017	
Total Projects: 103		Total Persons: 0	
Total Year-Round Beds: 5702		Total Households: 0	
Total Sheltered PIT <sup>1</sup> : 77		Unsheltered Populations (most recent count)	
Utilization Rate: 1%		Date of Count: 2/4/2017	
Updated By: Tracy D'Alanno		Total Persons: 0	
Updated On: 4/21/2017		Total Households: 0	
<a href="#">View HIC</a>		<a href="#">View PIT</a>	

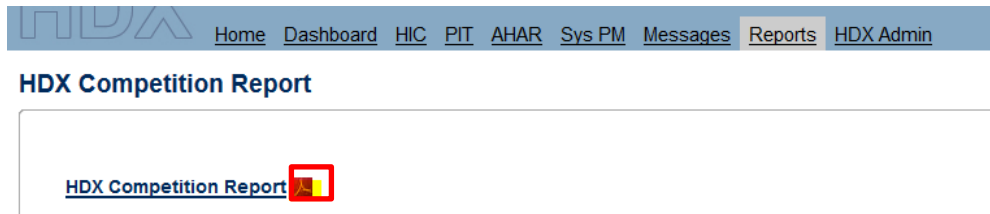
### Step Three

Click on the [HDX Competition Reports](#) link in the gray navigation bar.



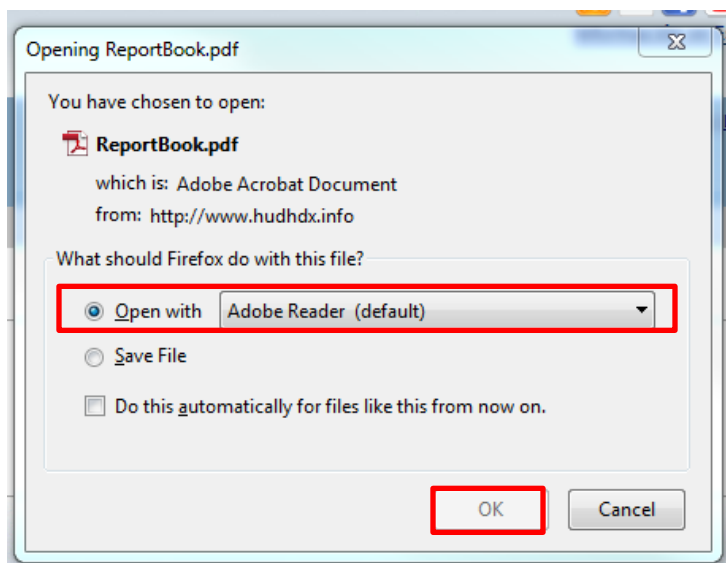
### Step Four

Click on the Red Adobe box next to the HDX Competition Report.



### Step Five

Choose the "Open with Adobe Reader" radio button and click OK



### Step Six

Save the CoC Program Competition report to your computer.