



FY2011 Continuum of Care Debriefing Broadcast

Office of Special Needs Assistance Programs
April 25, 2012



Broadcast Overview

- I. FY 2011 “Big Picture”
- II. FY2011 CoC Coverage Maps
- III. Funding Highlights
- IV. Pro-Rata Need - “Refresher Course”
- V. Lessons Learned in FY2011
- VI. CoC Applications
- VII. Project Applications



Broadcast Overview (cont.)

VIII. Special Initiatives

IX. FY2012 Update

X. Resources



FY2011 “Big Picture”



FY2011 CoC Competition Overview

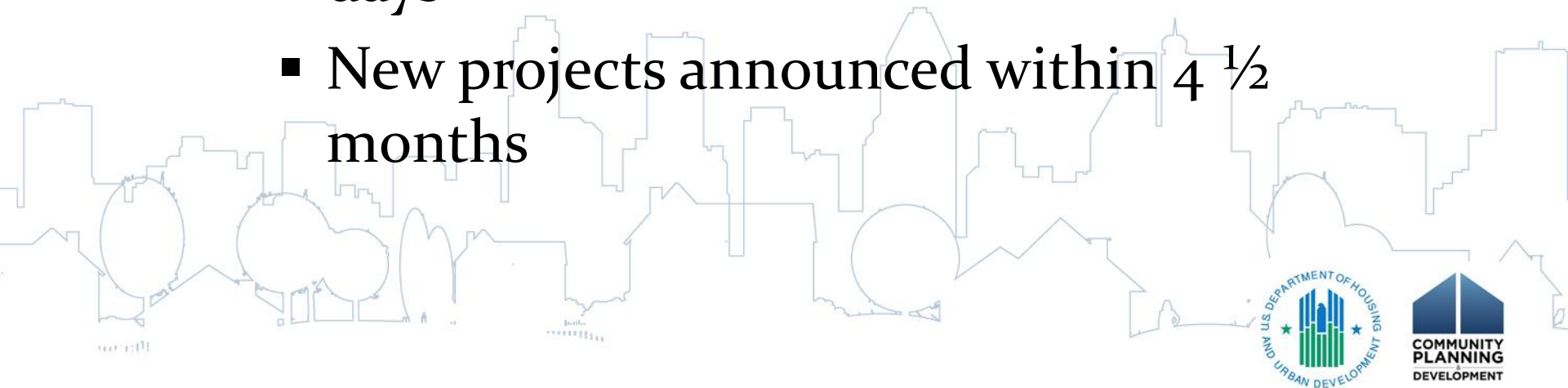
Significant Changes in FY2011 Competition:

- New Homeless Definition
 - Published December 5, 2011
 - Effective January 4, 2012
- Applicant Profile
 - CoC Applicants
 - Project Applicants
- Extremely High Needs Communities



FY2011 CoC Competition Overview

- HUD announced all project funding in less than six months after the October 28, 2011 deadline:
 - Renewal projects announced within 53 days
 - New projects announced within 4 ½ months



Competition Highlights

- Requested:
 - \$1.69 billion
 - 7,973 Projects
- Awarded:
 - \$1.67 billion
 - 7,887 Projects
- Amount Awarded Represents:
 - 733 New Projects (9%)
 - 7,154 Renewal Projects (91%)

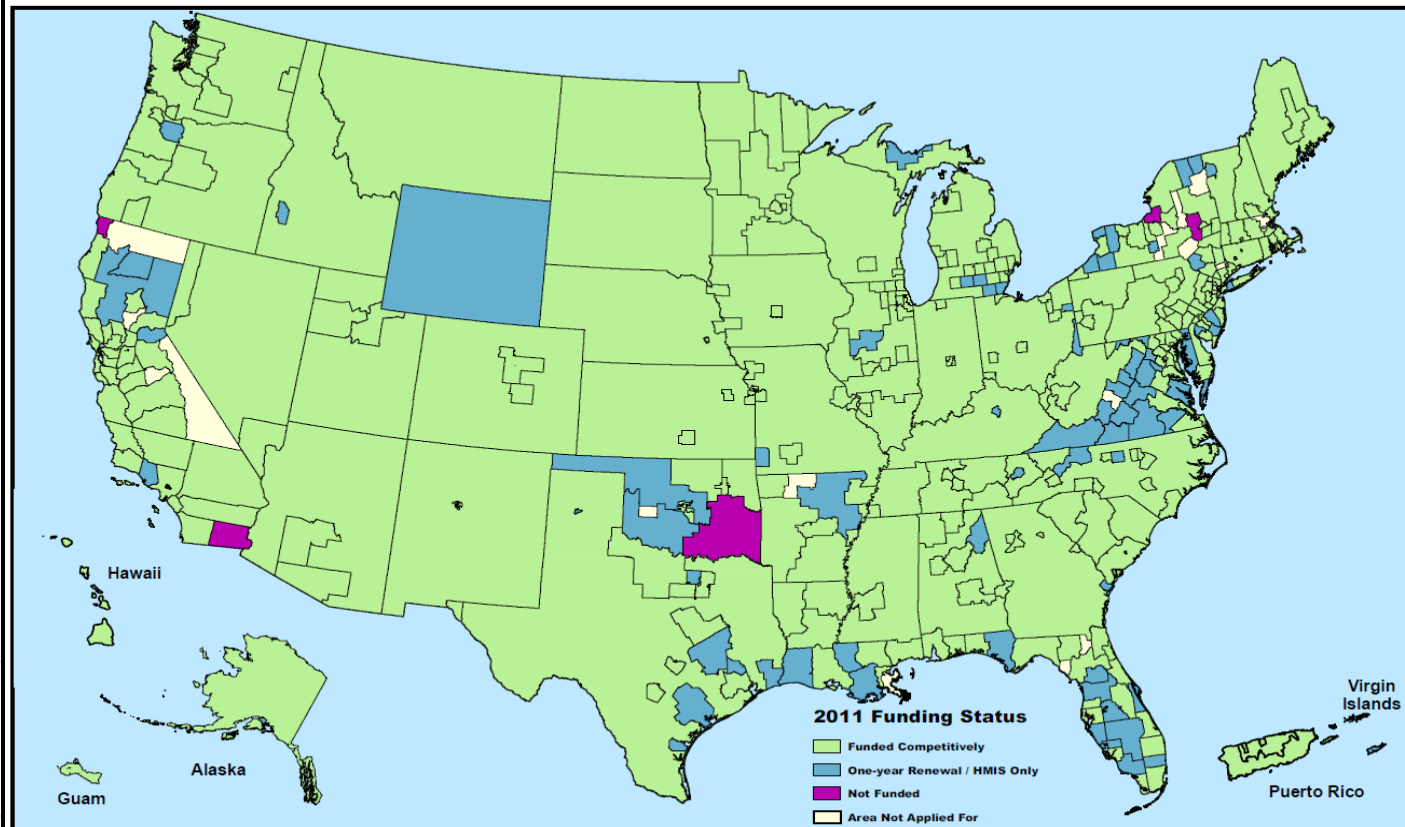


FY2011 CoC Coverage Maps



FY2011 Renewal and New Funding

2011 Continuum of Care Funding



The U.S. Department of Housing and Urban Development provides homeless assistance funds annually under the McKinney-Vento Continuum of Care Competition. Applicants participate in planning processes that represent city and/or county areas.

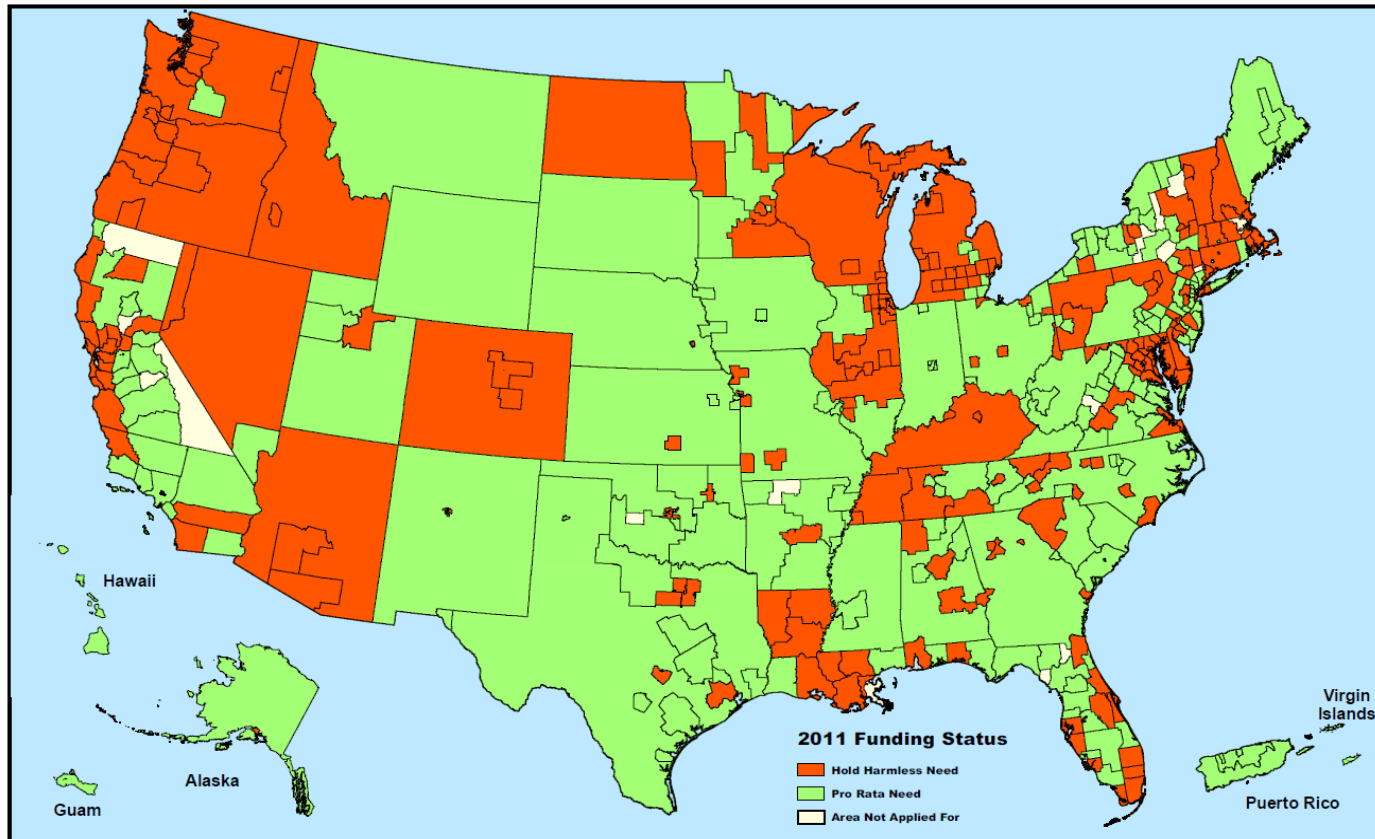


Boundary data for state, county, county subdivision, Puerto Rico municipios and metropolitan areas are from the U.S. Census Bureau, 2009 TIGER/Line shapefiles.



PPRN/FPRN vs. HHN

2011 Continuum of Care Funding



The U.S. Department of Housing and Urban Development provides homeless assistance funds annually under the McKinney-Vento Continuum of Care Competition. Applicants participate in planning processes that represent city and/or county areas.



Boundary data for state, county, county subdivision, Puerto Rico municipios and metropolitan areas are from the U.S. Census Bureau, 2009 TIGER/Line shapefiles.

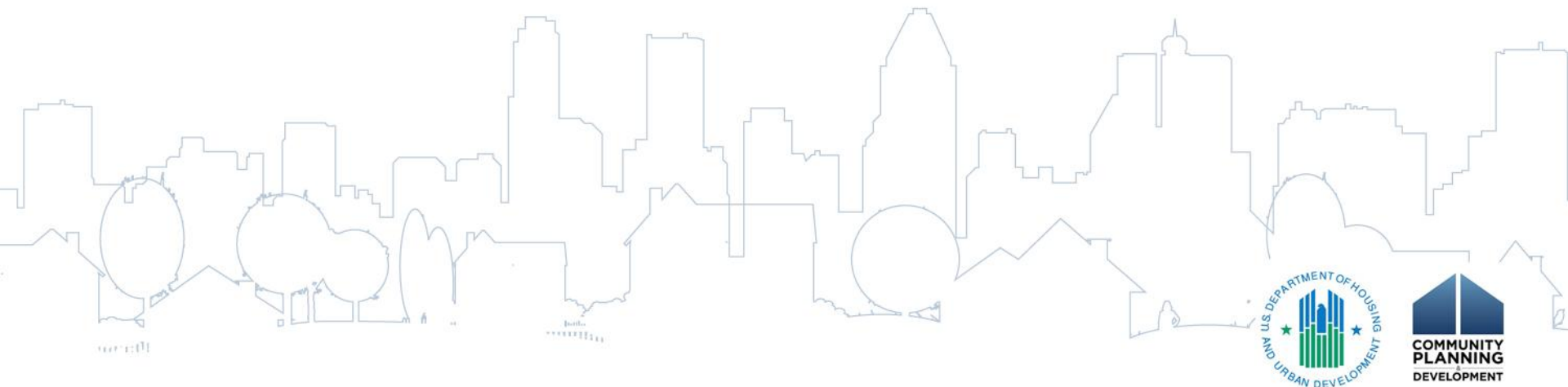


FY2011 Funding Highlights

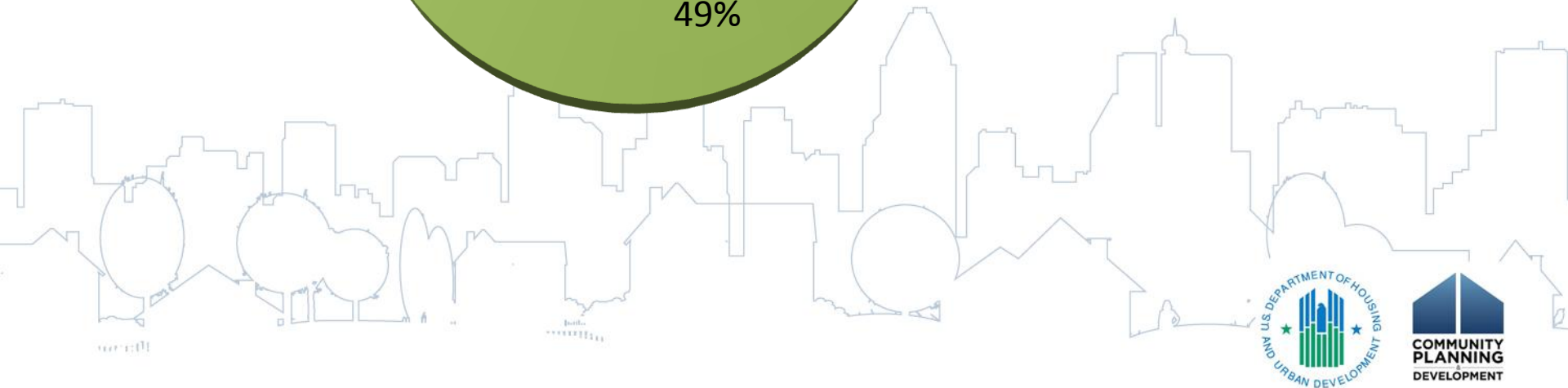
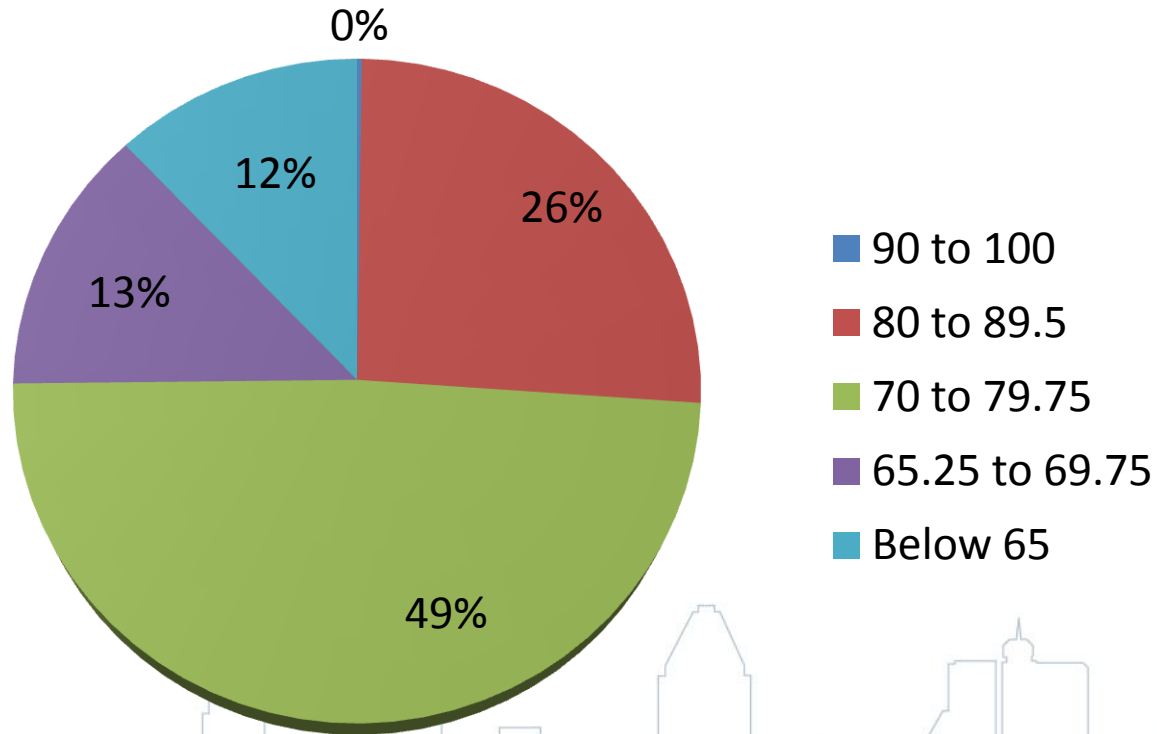


FY2011 Scores

- High Score: 90.25
- Funding Line: 65
- Average Score: 74.22
- Low Score: 44.5

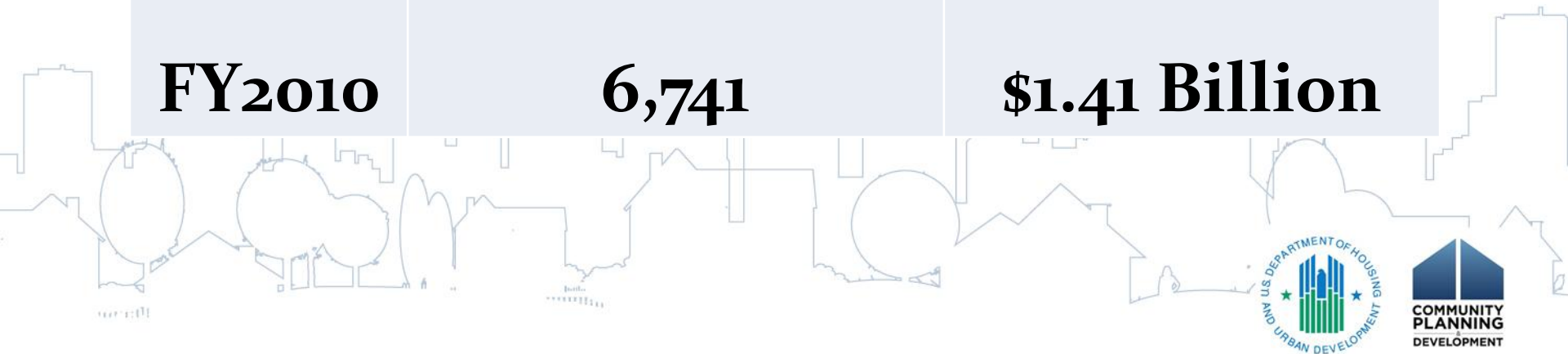


FY2011 Distribution of CoC Scores



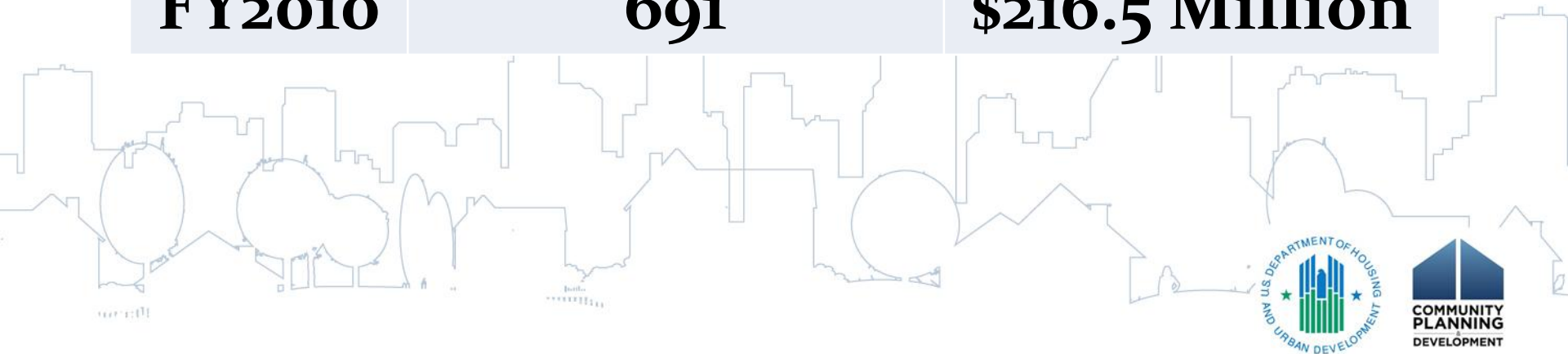
Renewal Project Funding

Year	Renewal Projects	Amount
FY2011	7,154	\$1.47 Billion
FY2010	6,741	\$1.41 Billion

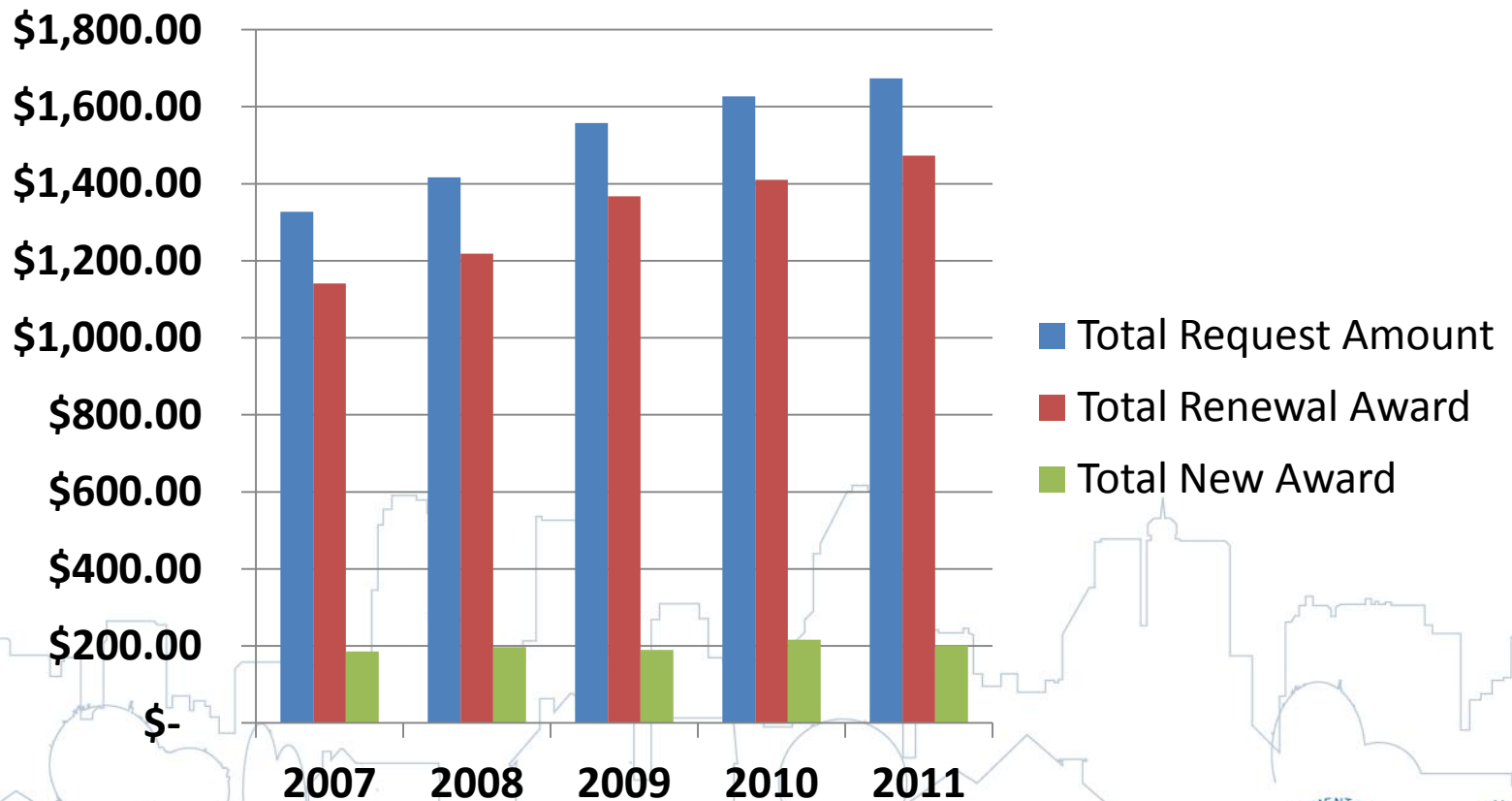


New Project Funding

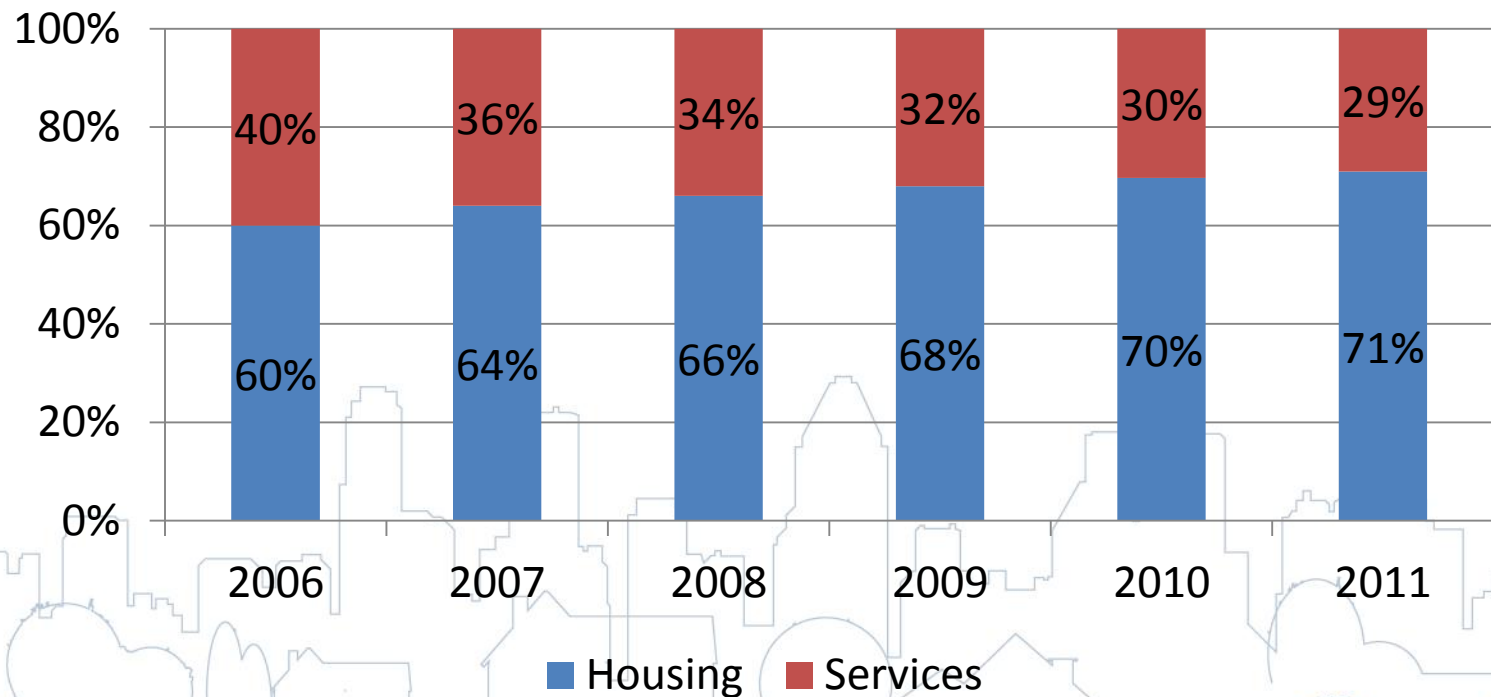
Year	New Projects	Amount
FY2011	733	\$201.1Million
FY2010	691	\$216.5 Million



Total Dollars Awarded vs. Renewal Funds vs. New Funds Awarded



Housing vs. Services



Pro –Rata Need and Hold Harmless Need- “Refresher Course”



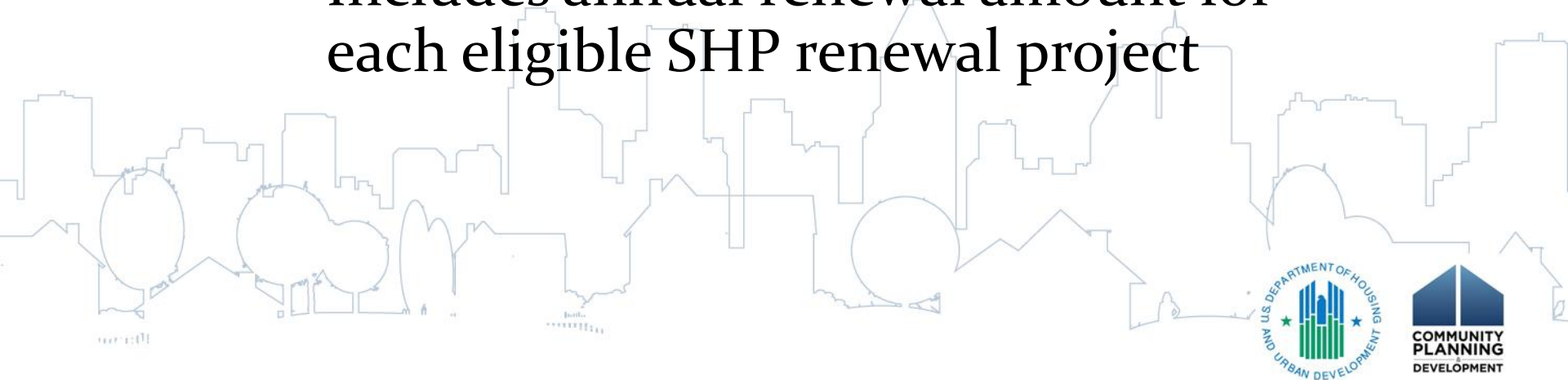
Preliminary Pro Rata Need (PPRN)

- Need is based on CDBG/ESG formula factors
 - CoC geography based on CDGB universe of jurisdictions
 - 4,133 metro cities, urban counties, and all other counties
 - Annual changes in qualifying communities



Hold Harmless Need (HHN)

- Based on HUD commitment to provide each CoC with enough funding to meet SHP renewals
- FO and CoCs identify **ALL** SHP grants expiring January 1 – December 31, 2012
 - Includes annual renewal amount for each eligible SHP renewal project



PPRN/FPRN vs. HHN

- Final Pro Rata Need (FPRN) = the higher of PPRN, HHN, or the amount from the Hold Harmless Merger Process
 - Used to make project selection decisions
- HUD verifies determination of FPRN for CoCs:
 - Grant Inventory Worksheets
 - Field Office verification



Lessons Learned in FY2011



CoC Application (Exhibit 1)



Exhibit 1 – CoC Application Overview

Points to Consider

- Annual Changes to the NOFA
 - CoCs are expected to read all sections of the General NOFA and CoC NOFA thoroughly
 - Detailed instructions and training materials should be read carefully
- Import Previous Year's Data



CoC Application– FY2011 Changes

- Applicant Profile
- Point-in-Time – 2011 was a Required Year
- Youth Question added

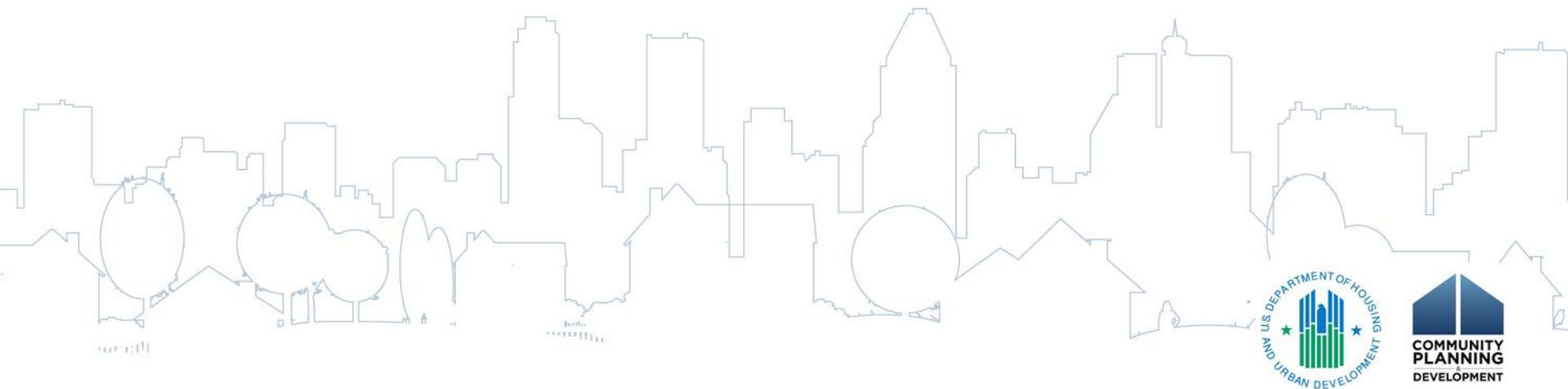


Exhibit 1 – Sections and Scoring Categories

- I. CoC Housing, Services, and Structure
- II. Homeless Needs and Data Collection
- III. CoC Strategic Planning
- IV. CoC Performance
- V. Emphasis on Housing Activities



Exhibit I – Part 1: CoC Housing, Services, and Structures (14 Points)

Average Score: 12 out of 14

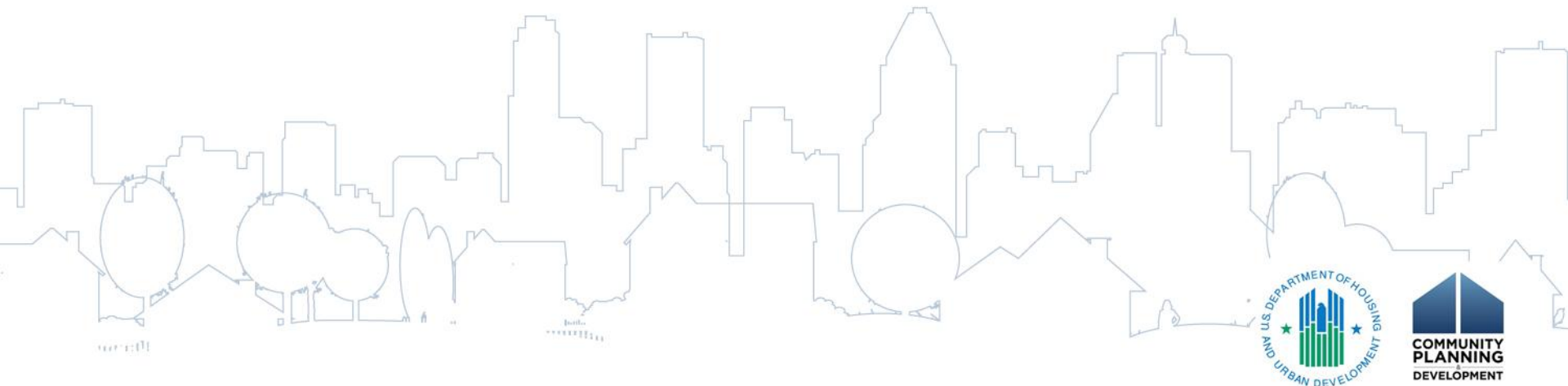


Exhibit I – Part 1: CoC Housing, Services, and Structures (14 Points)

- CoC Committees, Subcommittees and Work Groups were limited to 5
 - Only those groups involved in CoC-wide planning activities were to be listed.
- Housing Inventory Count – HDX
- Point-in-Time Chart – HDX
 - Reporting was due by May 31, 2011 for HDX



Exhibit 1 – Part

II: Homeless Needs & Data Collection (26 Points)

Average Score: 14 out of 26

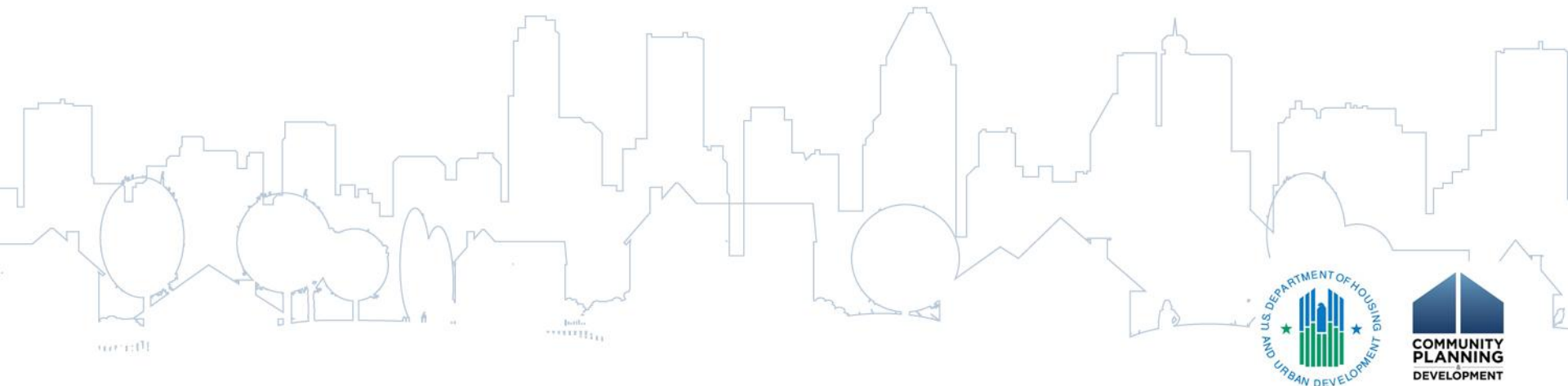


Exhibit 1 – Part

II: Homeless Needs and Data Collection (26 Points)

- Homeless Management Information Systems (HMIS)
- All CoCs are expected to have a functioning HMIS
- HUD encourages all CoCs to participate in the AHAR

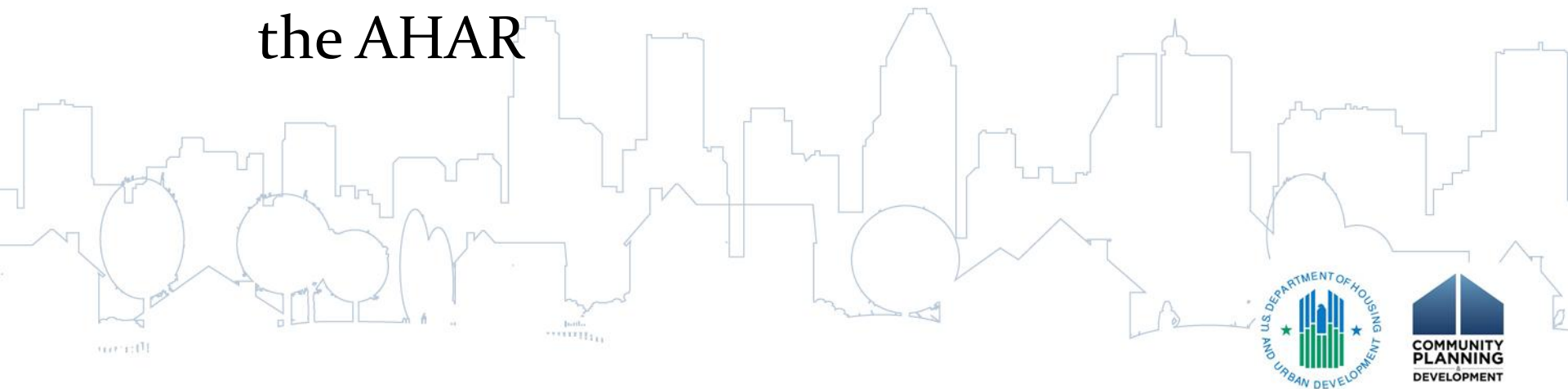


Exhibit 1 – Part

II: Homeless Needs and Data Collection (26 Points)

- Point-in-Time Counts
 - Required Every Two Years
 - 2011 was a required count year
 - Annual Counts Encouraged
 - CoCs that indicated a count conducted outside of the last 10 days of January must have received a waiver from HUD.



Exhibit 1 – Part

II: Homeless Needs and Data Collection (26 Points)

- Collection of Sheltered and Unsheltered Data
 - CoCs were to describe methods following HUD's point-in-time guidelines
 - “A Guide for Counting Unsheltered People”
 - A Guide for Counting Sheltered People”
 - Both guides available at www.hudhre.info



Exhibit 1 – Part

II: Homeless Needs and Data Collection (26 Points)

- CoCs were required to:
 - Compare the most recent point-in-time count to the previous one;
 - Indicate an increase, decrease, or no change; and,
 - Describe the factors that may have resulted in the increase, decrease, or no change.

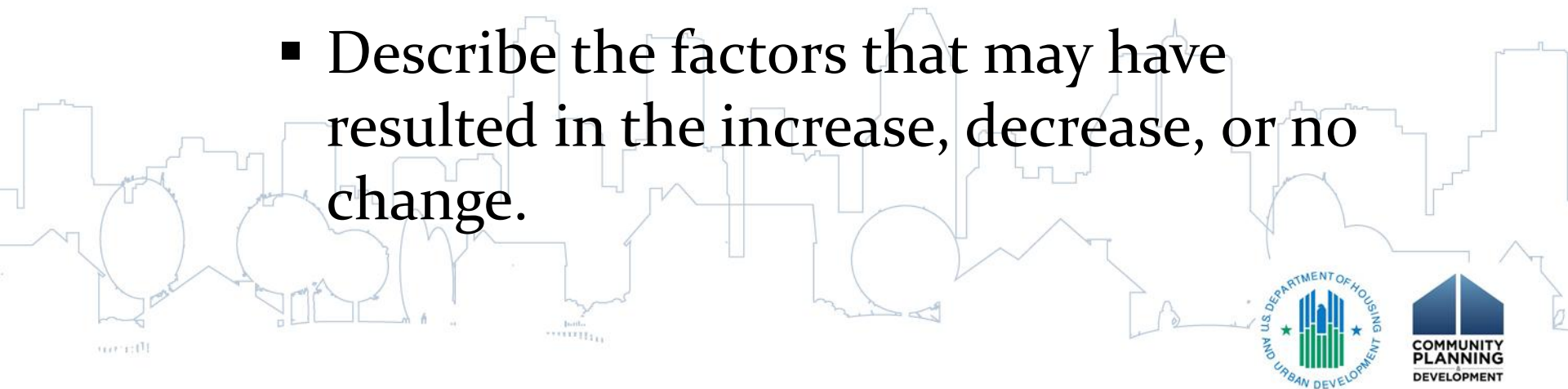


Exhibit 1 – Part III: CoC Strategic Planning (22 Points)

Average score: 17 out of 22 Points

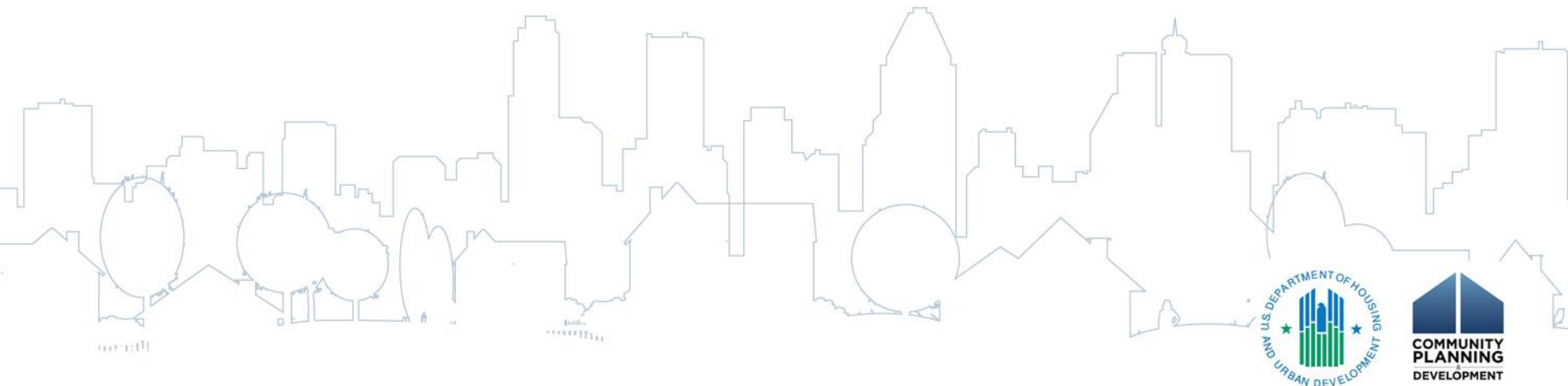


Exhibit 1 – Part

III: CoC Strategic Planning (22 Points)

- 10 Year Plan, Objectives, and Action Steps
 - Each objective had its own form in *e-snaps*
 - CoCs were expected to provide narratives that included specific steps to meeting the goals
 - CoCs were expected to show cumulative increases for each benchmark for Objectives 1-4 and a cumulative decrease for Objective 5



Exhibit 1 – Part

III: CoC Strategic Planning (22 Points)

- Discharge Planning
 - Preventing the routine discharge of persons into homelessness from publicly-funded systems of care:
 - Foster Care
 - Health Care
 - Mental Health
 - Corrections

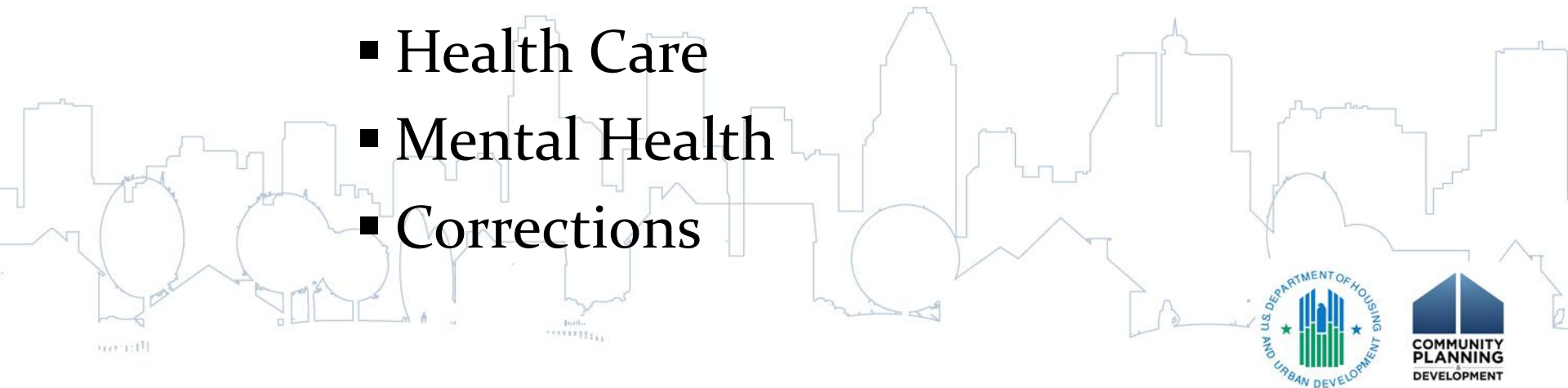


Exhibit 1 – Part

III: CoC Strategic Planning (22 Points)

Discharge Planning

- Identify the following:
 - Stakeholders
 - Who is responsible?
 - The “Where” homeless persons are routinely discharged.
 - Mainstream housing, Section 8 housing, etc.
 - Indicate that homeless persons were not being discharged to the streets, shelters, and/or McKinney-Vento Housing



Exhibit 1 – Part

III: CoC Strategic Planning (22 Points)

- Coordination
 - HPRP
 - Other HUD-managed ARRA Programs
 - HUD-VASH
 - NSP
- Educational Assurances
- Veteran Homelessness
- Youth Homelessness



Exhibit 1 – Part IV: CoC Performance (32 Points)

Average score: 21 out of 32 Points

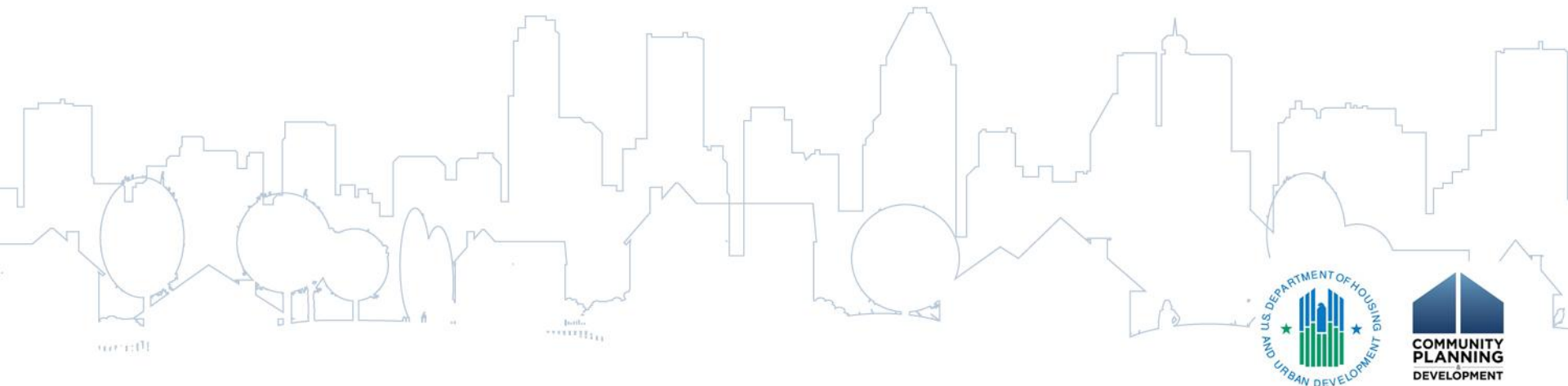


Exhibit 1 – Part

IV: CoC Performance (32 Points)

- CoC Achievements
 - Increase Chronic Homeless Beds
 - Retain Permanent Housing
 - Obtain Permanent Housing
 - Increase Employment and Income
 - Decrease Family Homelessness

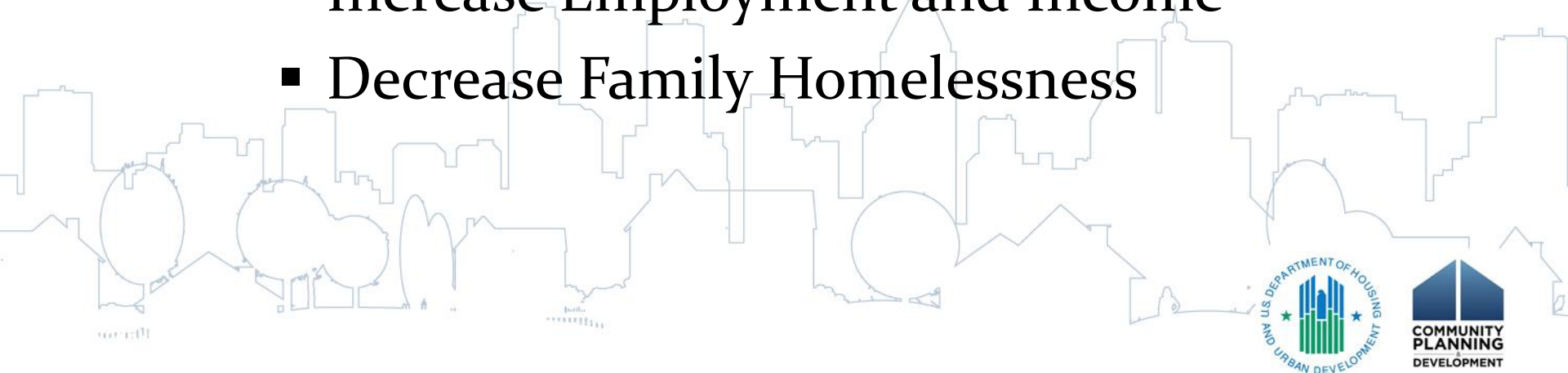


Exhibit 1 – Part

IV: CoC Performance (32 Points)

- CoC Chronic Homeless Progress
 - Number of persons – decrease
 - Number of beds - increase
- CoC Housing Performance
 - Permanent Housing = 77% (National Average)
 - Transitional Housing = 65% (National Average)
- CoC Enrollment in Mainstream Programs and Employment Information
 - Employment Income = 20% (National Average)



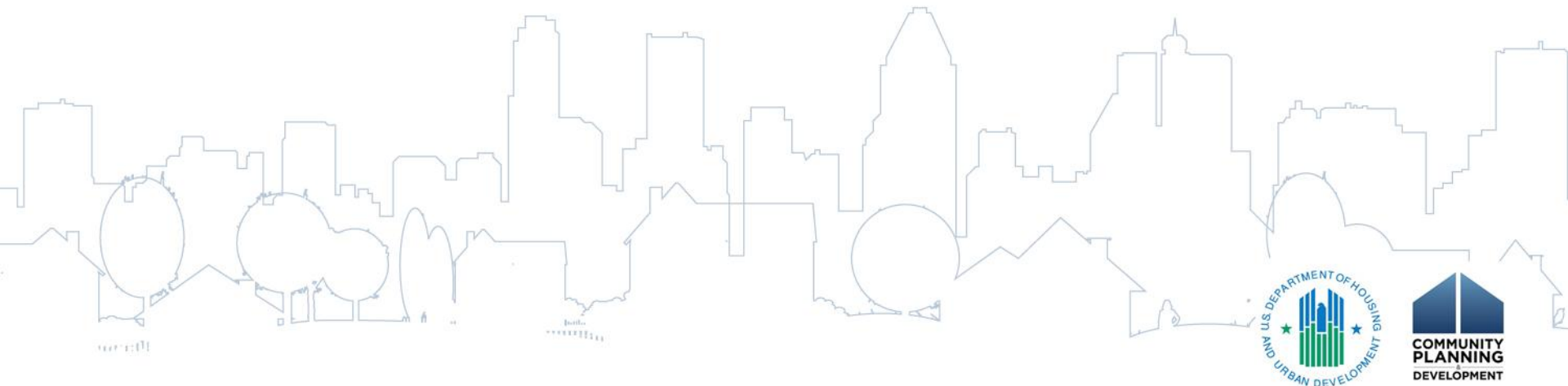
Exhibit 1 – Part V: Housing Emphasis (6 Points)

- Eligible New Projects Only
 - Includes Projects Reallocated under HHN Reallocation
- Housing Activities vs. Supportive Services
- CoCs not required to have 100 percent housing activities to receive full 6 points



Exhibit 1 – Part V: Housing Emphasis (6 Points)

Average score: 4 out of 6 Points



Project Applications (Exhibit 2)



Exhibit 2 – Project Application Overview

- Changes are made to the NOFA on an annual basis
 - Project applicants are expected to thoroughly read:
 - The General Section NOFA
 - CoC NOFA
 - Exhibit 2 Detailed Instructions
 - Exhibit 2 Training Modules



Exhibit 2 – Eligibility and Threshold

- SF-424 and Attachments
- Threshold Review
- Educational Assurances
- New Homeless Definitions
- HHN Reallocation
- Budget Information




Exhibit 2 – SF-424 and Attachments

- SF-424 was to be completed by the applicant, not the sponsor
- All Project Applicants were to attach all required documents
 - HUD-2880
 - Code of Conduct
 - Drug-Free Workplace
 - If applicable, documentation of the applicant's nonprofit status, the Survey for Equal Opportunity, and Disclosure of Lobbying



Exhibit 2 – New Projects

- Applicants were expected to meet eligibility requirements of the specific program as described in the CoC NOFA, and provide evidence of eligibility and capacity.
 - Applicants for S+C SRA projects were required to provide the project location(s) at the time of application.
- To be considered for the rural selection priority, new projects had to serve 100 percent rural counties, or equivalent.



Exhibit 2 – Renewal Projects

- Applicants for renewal projects were expected to meet project eligibility, capacity, timeliness of the expenditure of funds, and performance standards identified in the CoC NOFA, or were otherwise not considered for renewal funding.
- Per the FY2011 NOFA, renewal projects that passed threshold review were awarded 1 year of renewal funding.



Exhibit 2 – Educational Assurances

- Applicants with projects serving families were required to demonstrate consistency with education subtitle of McKinney-Vento and other laws related to the provision of services for homeless families
- Applicants were required to demonstrate programs providing housing or services to families have designated a staff person to ensure that children are enrolled in school and connected to appropriate community services



Exhibit 2 – HHN Reallocation

- Projects included in the CoC's HHN reallocated process were expected to reflect the appropriate budget amounts in the application.
 - Budget amounts were often inconsistent with the amounts identified in the CoC's Exhibit 1 application.

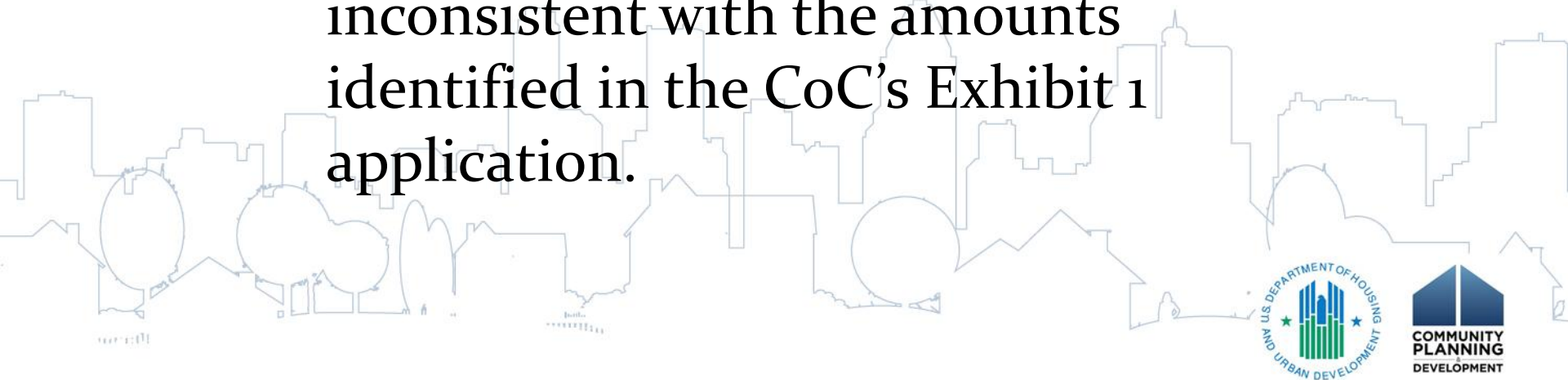


Exhibit 2 – Budget Information

- Renewal project budgets were expected to match the HUD approved 2011 GIWs.
- SHP renewal projects that requested more than the approved Annual Renewal Amount(s), were reduced accordingly.
- S+C renewal projects that requested more units than under grant agreement (per GIW) were also reduced accordingly.




Special Initiatives



Permanent Housing Bonus

- FY2012 Awarded Permanent Housing Bonus projects may only serve:
 - Homeless disabled families
 - Chronically homeless individuals
 - Chronically homeless families
 - Safe Havens did not qualify for the Permanent Housing Bonus



FY2011 Rural Selection Priority

- HUD's FY2011 selection priorities provided preference, up to \$10 million, to applicants requesting new projects within FPRN proposing to serve 100 percent rural counties.
 - To be eligible an applicant was required to propose serving 100 percent rural counties.
 - This did not include PH Bonus projects, as these are not funded out of FPRN.



FY2011 Rural Selection Priority

- 123 new project requests proposed serving only rural counties
 - 60 projects were awarded under the rural selection criteria
 - 41 projects were awarded under regular selection criteria
 - 2 projects were awarded as a result of CoCs using the HHN Reallocation process



FY2011 Rural Selection Priority

- \$18.3 million in new project requests proposed to serve exclusively rural areas
- Total amount of new project funding awarded to projects exclusively serving rural counties was more than \$15.7 million
 - \$9.9 million was awarded under the rural selection priority
 - \$5.7 million was awarded to projects serving exclusively rural areas under regular selection rules



FY2012 Update: Implementation of HEARTH



Status of HEARTH Regulations

Publication Status	Regulation	Stage of Implementation
Proposed	Homeless Management Information Systems	Not Yet Implemented ; comment period closed
Interim	Emergency Solutions Grants with conforming amendments to the Consolidated Plan	Effective Jan. 4 th ; applies to second FY2011 allocation of ESG and beyond
Final	Defining Homeless – amendments to the SHP and S+C regulations	Effective Jan. 4 th ; applies to all awarded FY2011 SHP and S+C new and renewal projects
Pending Publication	Continuum of Care Rural Housing Stability Program	Not Yet Implemented



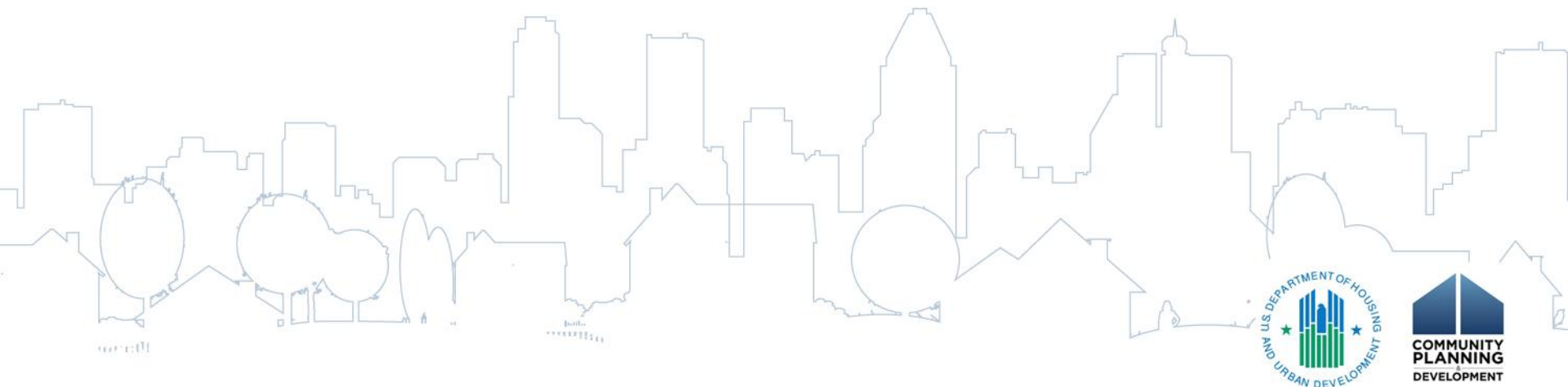
Homeless Definition

- Final Homeless Definition published January 4, 2012
 - Amends current SHP and S+C regulations
 - Affects FY2011 new and renewal project at the beginning of FY2011 operating year
 - FY2011 NOFA requirements also in effect
 - SHP-PH and S+C limited to persons coming from streets, shelters, safe havens, or transitional housing.



HEARTH – CoC and RHSP

- HUD plans to implement HEARTH in FY2012
 - FY2012 NOFA will reflect HEARTH requirements
 - Appropriations for FY2012 \$1.901 billion
- Renewals are the priority
- Limited implementation of additional provisions



Preparing for HEARTH

- Strategic Planning
 - Looking at performance and compliance
 - Reallocation
 - Consider partnerships
 - Improving data



Resources for CoCs

- HUD's website:
 - www.hud.gov
- HUD's HRE website
 - <http://www.hudhre.info>
- Join a listserv
- Ready, Set, GO webinars

