

HUD NSP-1 Reporting

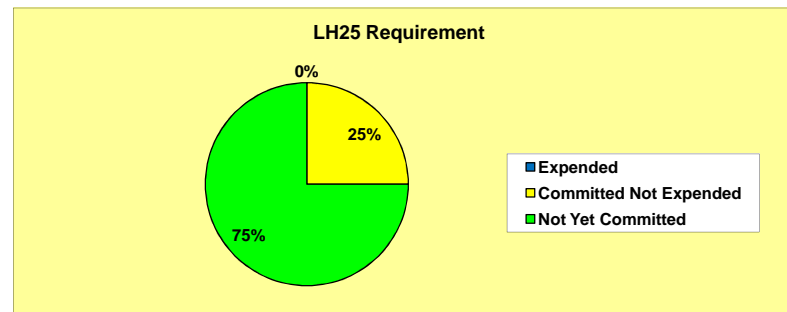
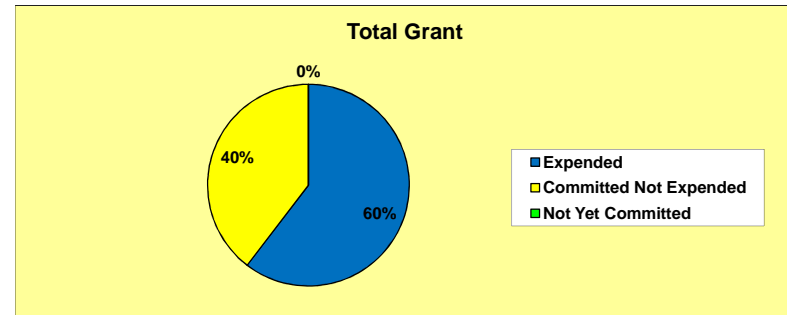
Apr 2010 Grantee Report - York County, PA



York County, PA NSP-1 Grant Amount is \$2,017,253
 \$2,017,253 (100.0%) has been committed
 \$1,218,643 (60.4%) has been expended

Grant Number: B-08-UN-42-0001
 HUD Region: III
 HUD FO: Philadelphia FO
 State: Pennsylvania

	Total Grant		LH25* vs. Total Grant	
	Grantee	National Average	Grantee	National Average
Total NSP Funding	\$2,017,253		\$2,017,253	
Cum. Commitments Through Apr As % of Total Grant	\$2,017,253 100.0%	50.4%	\$504,313 25.0%	13.9%
Commitments During Apr	\$0		\$0	
Monthly Trend Goal for Apr**	\$0		\$0	
% of April Trend Goal Met	N/A	54.5%	N/A	51.2%
Monthly Trend Goal for May - Aug**	\$0		\$0	
As % of April Trend Goal	N/A		N/A	
Expenditures Through Apr As % of Total Grant	\$1,218,643 60.4%	21.7%	\$0 0.0%	5.2%
Program Income Through Apr As % of Total Grant	\$0 0.0%	0.7%	N/A	N/A

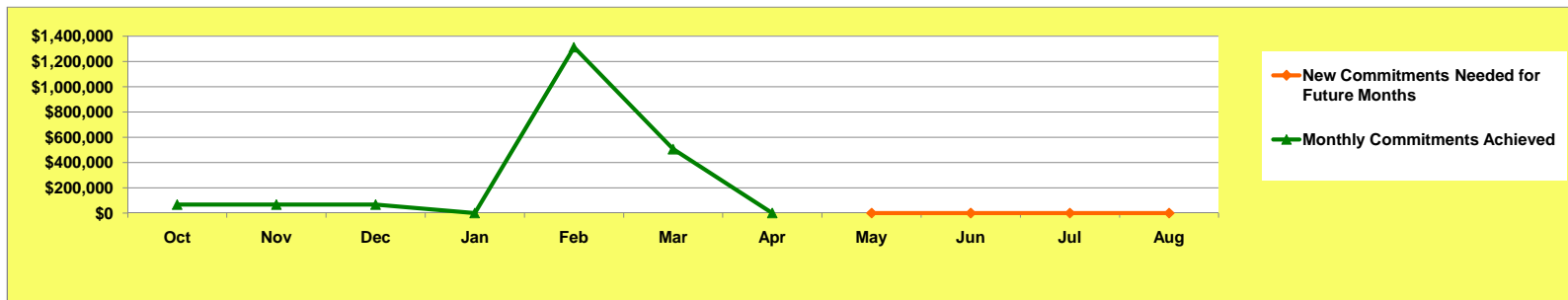


* The LH25 minimum requirement is 25% of the total grant amount, benefitting households with incomes below 50% AMI.

** The trend goal is the average future monthly commitment rate required in order to fully commit the Total Grant (or the LH25 minimum requirement, as applicable) by August 30, 2010

York County, PA committed zero during April and needs to average \$0,000 per month for May through August

York County, PA Commitments Trend (Monthly Commitments)



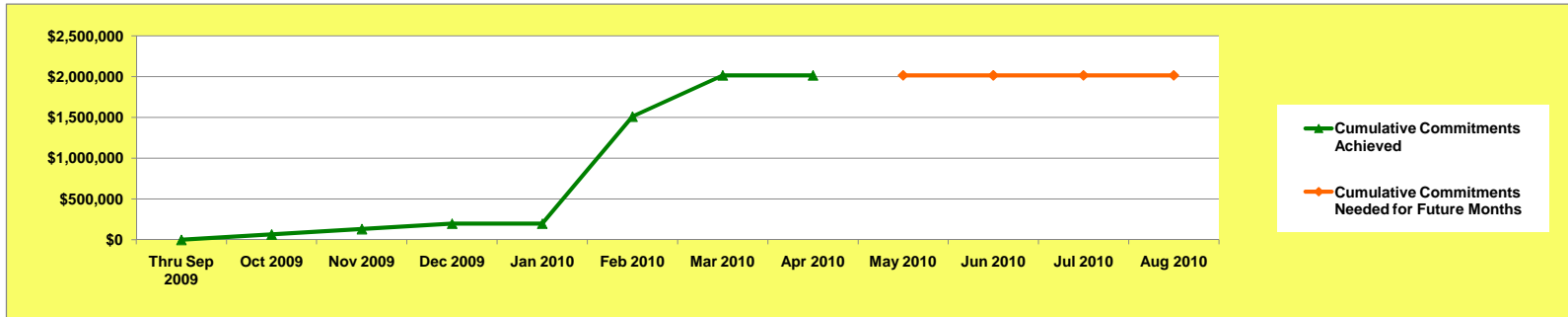
HUD NSP-1 Reporting

Apr 2010 Grantee Report - York County, PA

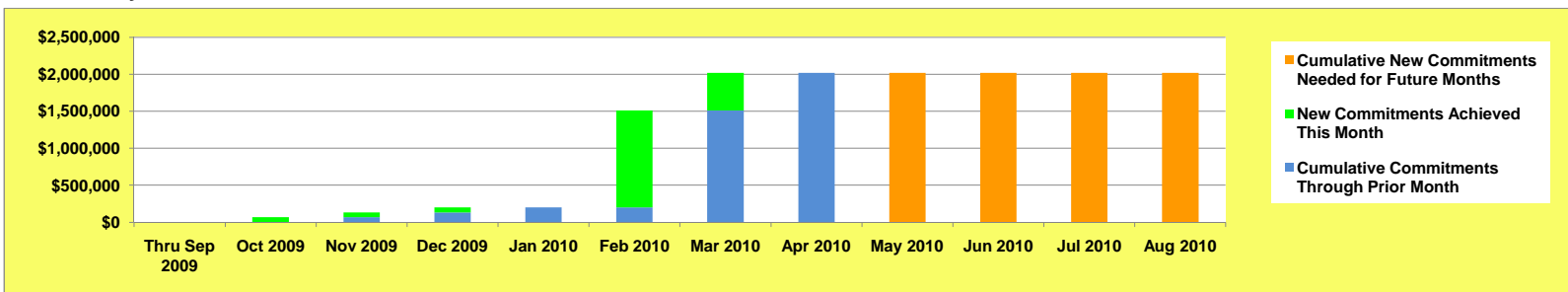


York County, PA NSP-1 Grant Amount is \$2,017,253
 \$2,017,253 (100.0%) has been committed
 \$1,218,643 (60.4%) has been expended

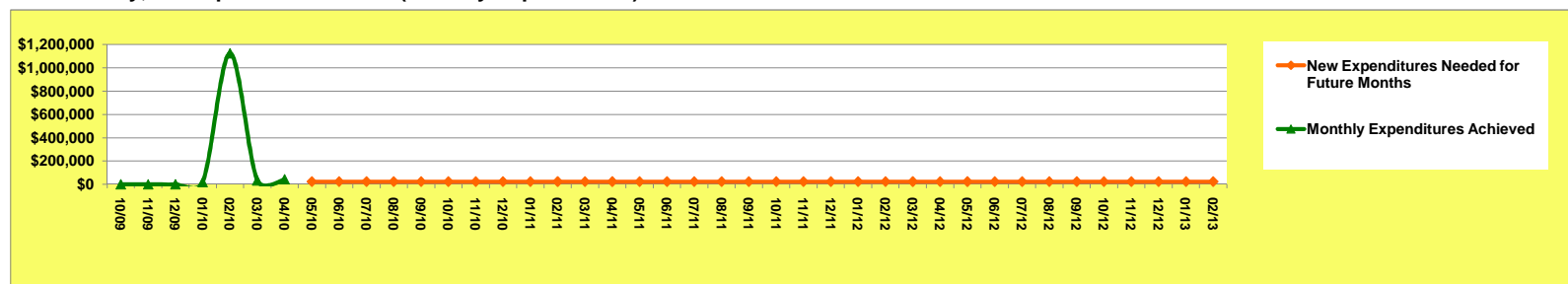
York County, PA Commitments Trend (Cumulative Commitments)



York County, PA Commitments Versus Total Grant Amount



York County, PA Expenditures Trend (Monthly Expenditures)



York County, PA expended \$42,241 during April and needs to average \$23,489 per month for May 2010 through February 2013

HUD NSP-1 Reporting

Apr 2010 Grantee Report - York County, PA

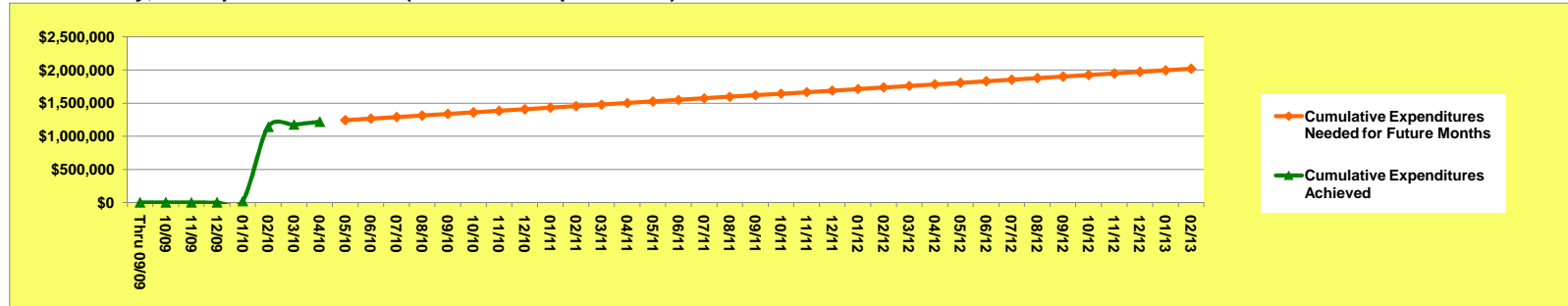


York County, PA NSP-1 Grant Amount is \$2,017,253

\$2,017,253 (100.0%) has been committed

\$1,218,643 (60.4%) has been expended

York County, PA Expenditures Trend (Cumulative Expenditures)



Summary of NSP-1 Reporting Measures and Performance Ratio for York County, PA (Cumulative through 05-01-10)

	(A) Projected Measures	(B) Actual Measures	(C) Percentage (B ÷ A)	(D) % of Grant Expended	(E) Performance Ratio (C ÷ D)
Number of homes / properties	102	1	1.0%	↕	↕
Number of hholds / persons served	4,196	0	0.0%		
	Performance for Grantee:		0.49%	60.41%	0.01
	National Average:		26.58%	21.70%	1.22
	Above / Below National Average:		Below	Above	Below

(A) is the sum of all unit-denominated measures selected by the grantee (for example, "number of foreclosed homes acquired")
 (B) is the sum of all beneficiary-denominated measures selected by the grantee (for example, "number of units rented to beneficiaries")

If the Performance Ratio (E) is 1.00, that indicates that the grantee's achievement of performance measures is in balance with the grantee's expenditure of funds. A ratio above 1.00 indicates better performance (relatively more performance measures achieved in relation to funds expended). A ratio below 1.00 indicates relatively poorer performance.

York County, PA NSP-1 Program and Beneficiary Characteristics

BENEFICIARY INCOME RANGE:	Projected Measures	Actual Measures
Below 50% AMI	53.3%	0.0%
50% AMI to 80% AMI	0.0%	0.0%
80% AMI to 120% AMI	46.7%	0.0%

York County, PA NSP-1 Unit and Beneficiary Goals and Achievements

NSP-1 ACTIVITY TYPE	Units Goal	Units Achieved	Beneficiary Goal	Beneficiaries Served
Acquisition	87	1	4,196	0
Clearance	10	0	0	0
Homeownership	5	0	0	0
Land Banking	0	0	0	0
Public Facilities / Economic Development	0	0	0	0
Residential New Construction	0	0	0	0
Residential Rehab	0	0	0	0
Other	0	0	0	0
Total	102	1	4,196	0

HUD NSP-1 Reporting

Apr 2010 Grantee Report - York County, PA



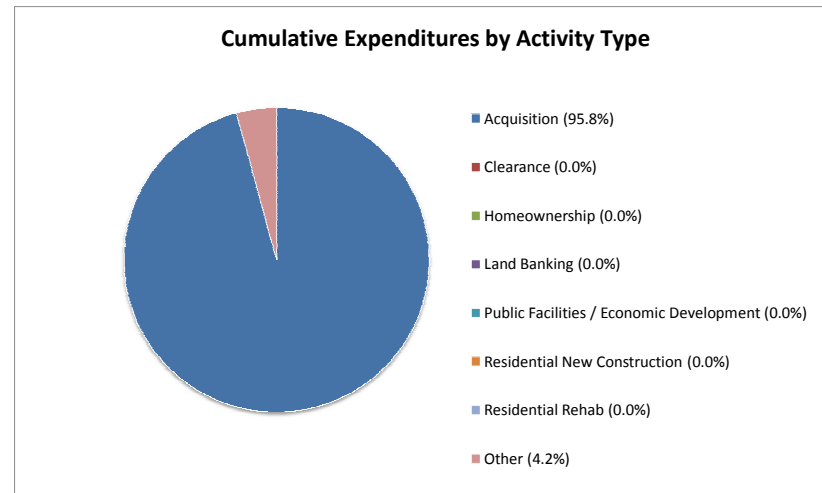
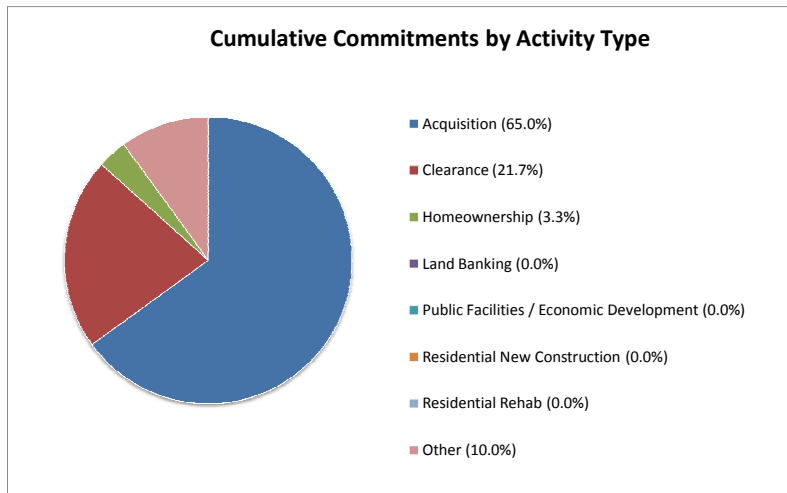
York County, PA NSP-1 Grant Amount is \$2,017,253
 \$2,017,253 (100.0%) has been committed
 \$1,218,643 (60.4%) has been expended

Commitments by Activity Type for York County, PA (Cumulative Through 05-01-10)

Acquisition	\$1,311,214	65.0%
Clearance	\$437,060	21.7%
Homeownership	\$67,253	3.3%
Land Banking	\$0	0.0%
Public Facilities / Economic Development	\$0	0.0%
Residential New Construction	\$0	0.0%
Residential Rehab	\$0	0.0%
Other	\$201,725	10.0%
Cumulative Commitments	\$2,017,253	100.0%

Expenditures by Activity Type for York County, PA (Cumulative Through 05-01-10)

Acquisition	\$1,167,168	95.8%
Clearance	\$0	0.0%
Homeownership	\$0	0.0%
Land Banking	\$0	0.0%
Public Facilities / Economic Development	\$0	0.0%
Residential New Construction	\$0	0.0%
Residential Rehab	\$0	0.0%
Other	\$51,475	4.2%
Cumulative Expenditures	\$1,218,643	100.0%



York County, PA
 April 2010 Grantee Report (current data are as of 05-01-2010, prior data are as of 04-05-2010)

Region III
 Philadelphia FO
 Pennsylvania

—

—

|

|

|

—
—
|
|
|
|

—

—

|

