

# HUD NSP-1 Reporting

Apr 2010 Grantee Report - Will County, IL



Will County, IL NSP-1 Grant Amount is \$5,160,424

\$4,180,043 (81.0%) has been committed

\$3,471,274 (67.3%) has been expended

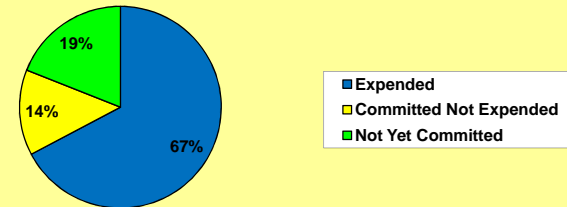
Grant Number B-08-UN-17-0007  
HUD Region V  
HUD FO Chicago FO  
State Illinois

	Total Grant		LH25* vs. Total Grant	
	Grantee	National Average	Grantee	National Average
Total NSP Funding	\$5,160,424		\$5,160,424	
Cum. Commitments Through Apr	\$4,180,043		\$794,437	
As % of Total Grant	81.0%	50.4%	15.4%	13.9%
Commitments During Apr	\$0		\$0	
Monthly Trend Goal for Apr**	\$196,076		\$99,134	
% of April Trend Goal Met	0.0%	54.5%	0.0%	51.2%
Monthly Trend Goal for May - Aug**	\$245,095		\$123,917	
As % of April Trend Goal	125.0%		125.0%	
Expenditures Through Apr	\$3,471,274		\$533,437	
As % of Total Grant	67.3%	21.7%	10.3%	5.2%
Program Income Through Apr	\$759,623		N/A	
As % of Total Grant	14.7%	0.7%	N/A	

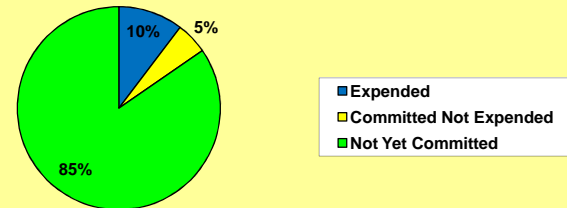
\* The LH25 minimum requirement is 25% of the total grant amount, benefitting households with incomes below 50% AMI.

\*\* The trend goal is the average future monthly commitment rate required in order to fully commit the Total Grant (or the LH25 minimum requirement, as applicable) by August 30, 2010

Total Grant

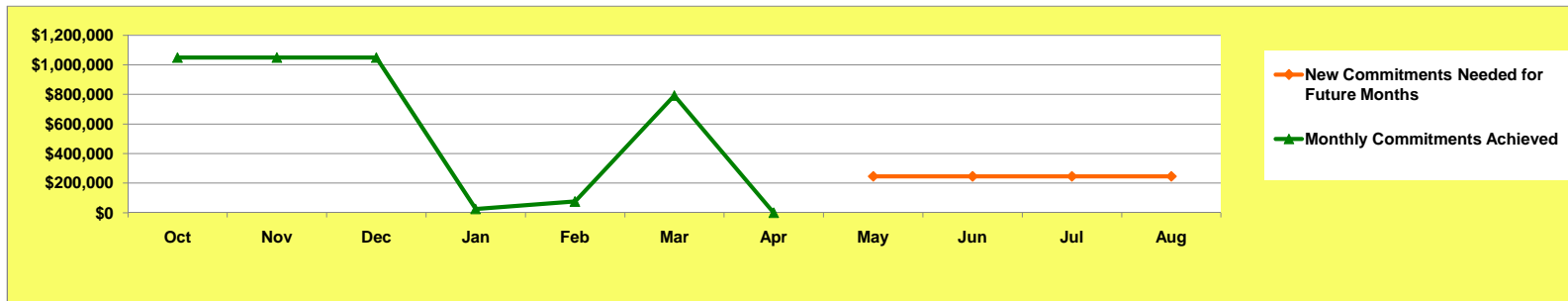


LH25 Requirement



**Will County, IL committed zero during April and needs to average \$245,095 per month for May through August**

Will County, IL Commitments Trend (Monthly Commitments)



Will County, IL  
April 2010 Grantee Report (current data are as of 05-01-2010, prior data are as of 04-05-2010)

Region V  
Chicago FO  
Illinois

# HUD NSP-1 Reporting

Apr 2010 Grantee Report - Will County, IL

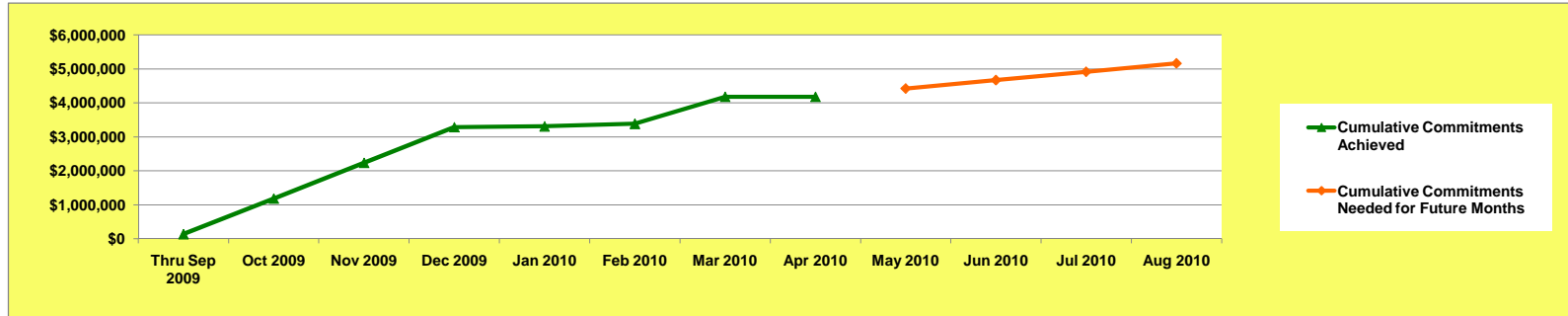


Will County, IL NSP-1 Grant Amount is \$5,160,424

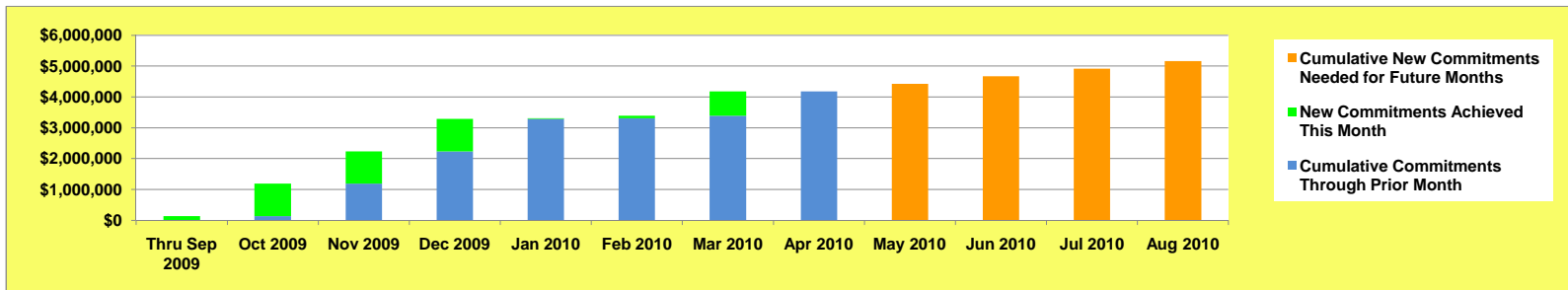
\$4,180,043 (81.0%) has been committed

\$3,471,274 (67.3%) has been expended

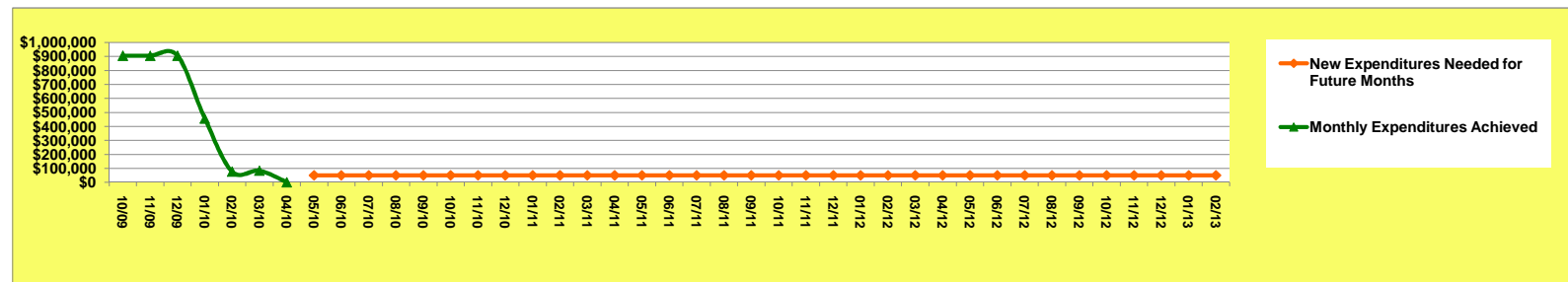
Will County, IL Commitments Trend (Cumulative Commitments)



Will County, IL Commitments Versus Total Grant Amount



Will County, IL Expenditures Trend (Monthly Expenditures)



Will County, IL expended zero during April and needs to average \$49,681 per month for May 2010 through February 2013

# HUD NSP-1 Reporting

Apr 2010 Grantee Report - Will County, IL

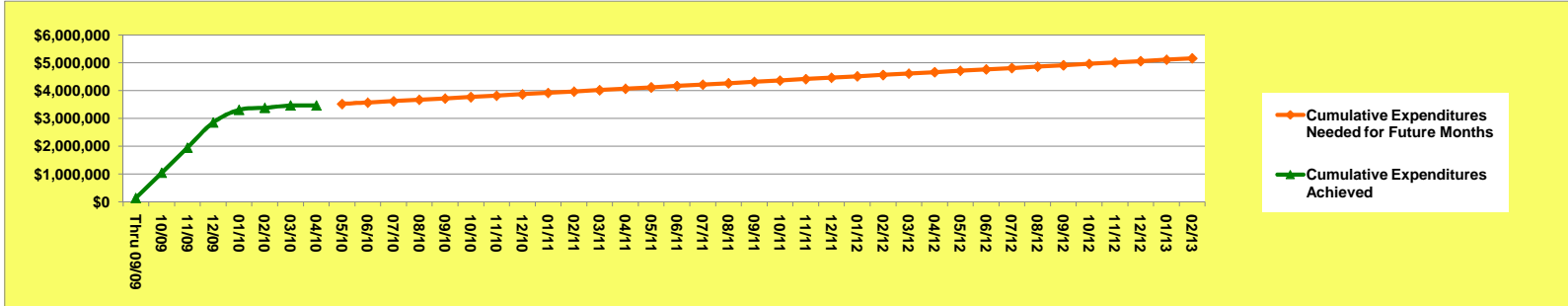


Will County, IL NSP-1 Grant Amount is \$5,160,424

\$4,180,043 (81.0%) has been committed

\$3,471,274 (67.3%) has been expended

Will County, IL Expenditures Trend (Cumulative Expenditures)



Summary of NSP-1 Reporting Measures and Performance Ratio for Will County, IL (Cumulative through 05-01-10)

	(A) Projected Measures	(B) Actual Measures	(C) Percentage (B ÷ A)	(D) % of Grant Expended	(E) Performance Ratio (C ÷ D)
Number of homes / properties	112	132	117.9%	↕	↕
Number of hholds / persons served	56	66	117.9%		
	<b>Performance for Grantee:</b>		<b>117.86%</b>	<b>67.27%</b>	<b>1.75</b>
	<b>National Average:</b>		<b>26.58%</b>	<b>21.70%</b>	<b>1.22</b>
	<b>Above / Below National Average:</b>		<b>Above</b>	<b>Above</b>	<b>Above</b>

(A) is the sum of all unit-denominated measures selected by the grantee (for example, "number of foreclosed homes acquired")

(B) Is the sum of all beneficiary-denominated measures selected by the grantee (for example, "number of units rented to beneficiaries")

If the Performance Ratio (E) is 1.00, that indicates that the grantee's achievement of performance measures is in balance with the grantee's expenditure of funds. A ratio above 1.00 indicates better performance (relatively more performance measures achieved in relation to funds expended). A ratio below 1.00 indicates relatively poorer performance.

Will County, IL NSP-1 Program and Beneficiary Characteristics

BENEFICIARY INCOME RANGE:	Projected Measures	Actual Measures
Below 50% AMI	12.5%	22.7%
50% AMI to 80% AMI	87.5%	77.3%
80% AMI to 120% AMI	0.0%	0.0%

Will County, IL NSP-1 Unit and Beneficiary Goals and Achievements

NSP-1 ACTIVITY TYPE	Units Goal	Units Achieved	Beneficiary Goal	Beneficiaries Served
Acquisition	0	0	0	0
Clearance	8	0	4	0
Homeownership	30	16	15	8
Land Banking	0	0	0	0
Public Facilities / Economic Development	0	0	0	0
Residential New Construction	0	0	0	0
Residential Rehab	74	116	37	58
Other	0	0	0	0
<b>Total</b>	<b>112</b>	<b>132</b>	<b>56</b>	<b>66</b>

# HUD NSP-1 Reporting

Apr 2010 Grantee Report - Will County, IL



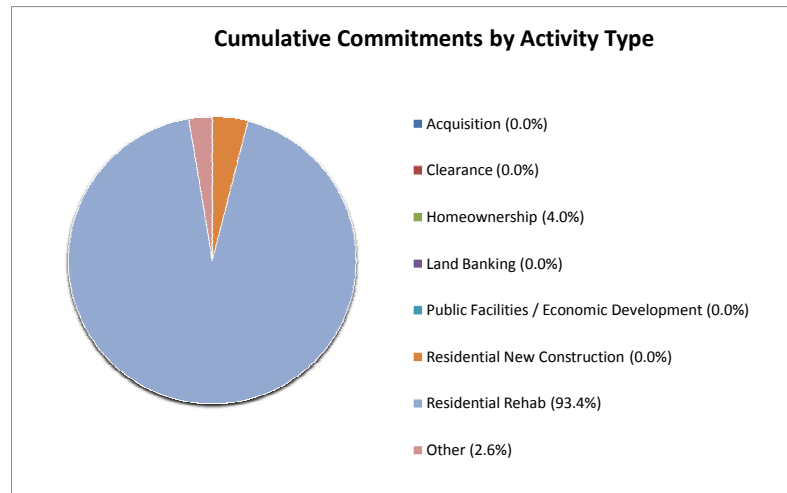
Will County, IL NSP-1 Grant Amount is \$5,160,424

\$4,180,043 (81.0%) has been committed

\$3,471,274 (67.3%) has been expended

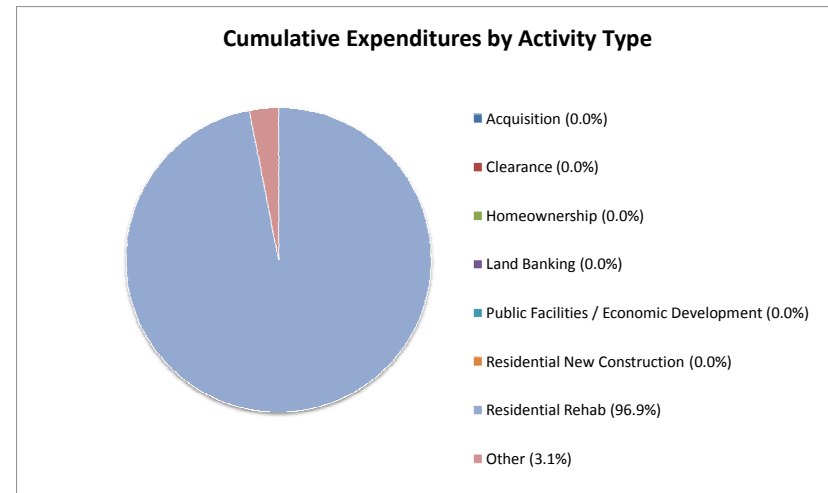
## Commitments by Activity Type for Will County, IL (Cumulative Through 05-01-10)

Acquisition	\$0	0.0%
Clearance	\$0	0.0%
Homeownership	\$160,000	4.0%
Land Banking	\$0	0.0%
Public Facilities / Economic Development	\$0	0.0%
Residential New Construction	\$0	0.0%
Residential Rehab	\$3,773,861	93.4%
Other	\$106,082	2.6%
<b>Cumulative Commitments</b>	<b>\$4,039,943</b>	<b>100.0%</b>



## Expenditures by Activity Type for Will County, IL (Cumulative Through 05-01-10)

Acquisition	\$0	0.0%
Clearance	\$0	0.0%
Homeownership	\$0	0.0%
Land Banking	\$0	0.0%
Public Facilities / Economic Development	\$0	0.0%
Residential New Construction	\$0	0.0%
Residential Rehab	\$3,365,192	96.9%
Other	\$106,082	3.1%
<b>Cumulative Expenditures</b>	<b>\$3,471,274</b>	<b>100.0%</b>



Will County, IL  
April 2010 Grantee Report (current data are as of 05-01-2010, prior data are as of 04-05-2010)

Region V  
Chicago FO  
Illinois

—

—

—

—

—

—

—

|

|

|



