

HUD NSP-1 Reporting

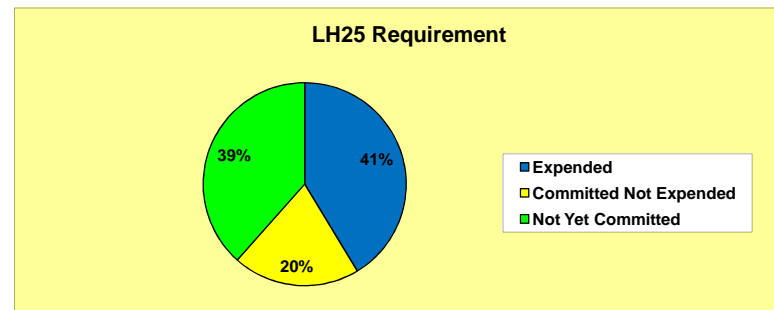
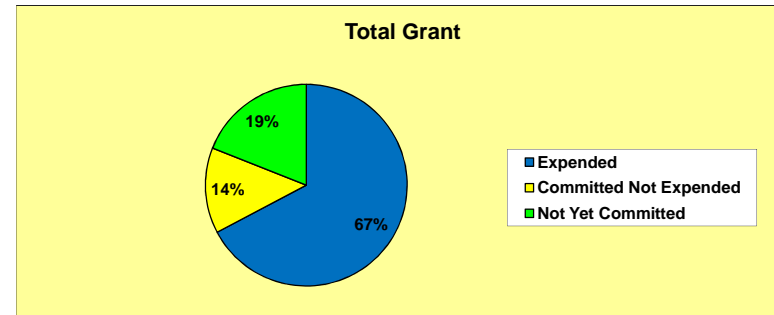


Will County, IL NSP-1 Grant Amount is \$5,160,424
 \$4,180,043 (81.0%) has been committed
 \$3,471,274 (67.3%) has been expended

Mar 2010 Grantee Report - Will County, IL

Grant Number B-08-UN-17-0007
 HUD Region V
 HUD FO Chicago FO
 State Illinois

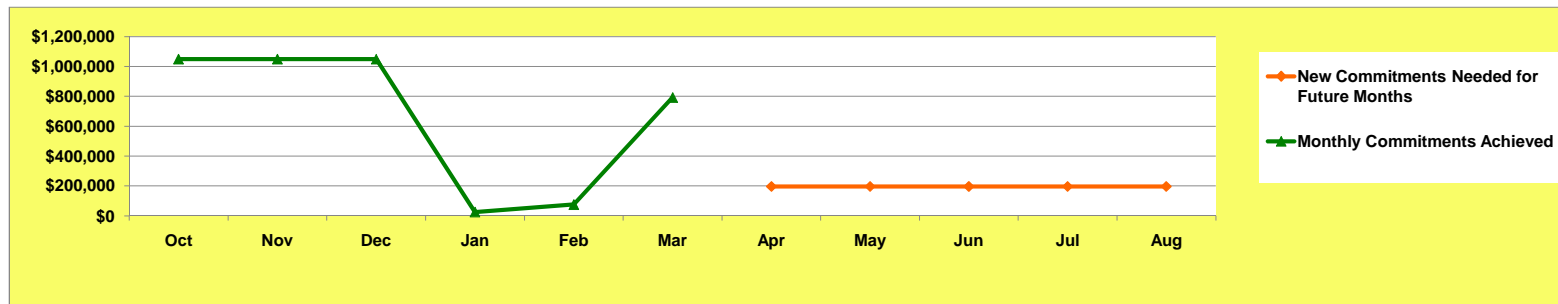
	Total Grant		LH25 Requirement	
	Grantee	National Average	Grantee	National Average
Total NSP Funding	\$5,160,424		\$1,290,106 *	
Cum. Commitments Through Mar As % of Total Amount	\$4,180,043 81.0%	44.3%	\$794,437 61.6%	49.8%
Commitments During Mar	\$791,892		\$332,831	
Monthly Trend Goal for Mar**	\$295,379		\$138,083	
% of March Trend Goal Met	268.1%	77.9%	241.0%	104.3%
Monthly Trend Goal for Apr - Aug** As % of March Trend Goal	\$196,076 66.4%		\$99,134 71.8%	
Expenditures Through Mar As % of Total Amount	\$3,471,274 67.3%	19.1%	\$533,437 41.3%	18.5%
Program Income Through Mar As % of Total Amount	\$759,623 14.7%	0.4%	N/A N/A	



* The LH25 minimum requirement is 25% of the total grant amount, benefitting households with incomes below 50% AMI.
 ** The trend goal is the average future monthly commitment rate required in order to fully commit the Total NSP Funding by August 30, 2010

Will County, IL committed \$791,892 during March and needs to average \$196,076 per month for April through August

Will County, IL Commitments Trend (Monthly Commitments)



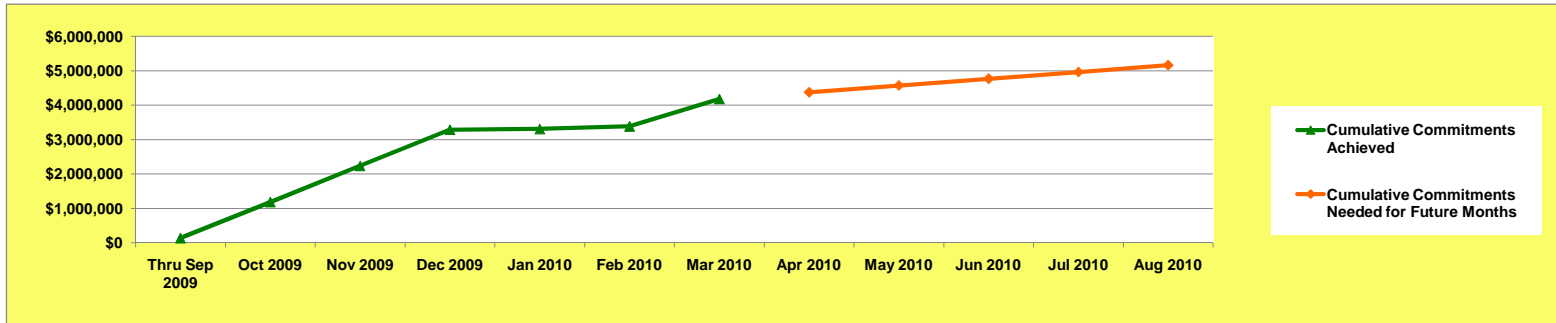
HUD NSP-1 Reporting

Mar 2010 Grantee Report - Will County, IL

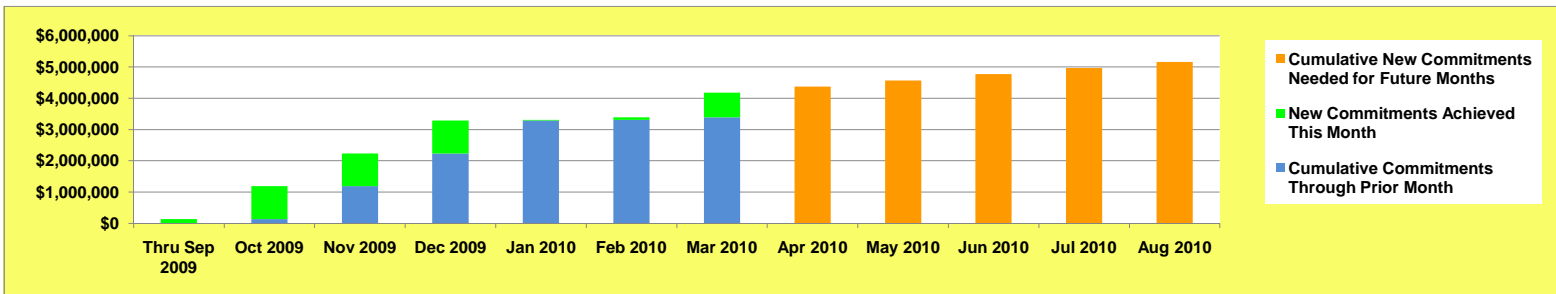


Will County, IL NSP-1 Grant Amount is \$5,160,424
 \$4,180,043 (81.0%) has been committed
 \$3,471,274 (67.3%) has been expended

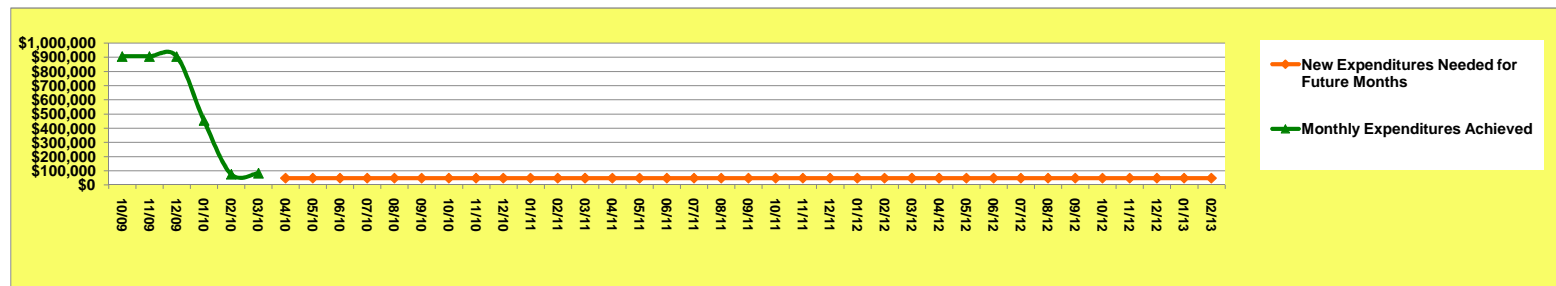
Will County, IL Commitments Trend (Cumulative Commitments)



Will County, IL Commitments Versus Total Grant Amount



Will County, IL Expenditures Trend (Monthly Expenditures)



Will County, IL expended \$83,123 during March and needs to average \$48,261 per month for April 2010 through February 2013

HUD NSP-1 Reporting

Mar 2010 Grantee Report - Will County, IL

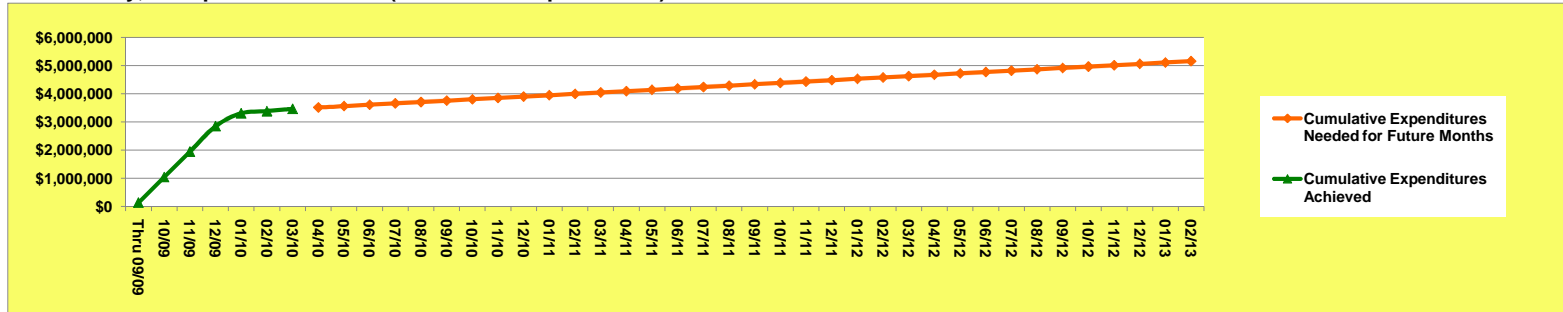


Will County, IL NSP-1 Grant Amount is \$5,160,424

\$4,180,043 (81.0%) has been committed

\$3,471,274 (67.3%) has been expended

Will County, IL Expenditures Trend (Cumulative Expenditures)



Summary of NSP-1 Reporting Measures and Performance Ratio for Will County, IL (Cumulative through 04-06-10)

	(A) Projected Measures	(B) Actual Measures	(C) Percentage (B ÷ A)	(D) % of Grant Expended	(E) Performance Ratio (C ÷ D)	
Number of homes / properties	112	60	53.6%	↕	↕	<p>(A) is the sum of all unit-denominated measures selected by the grantee (for example, "number of foreclosed homes acquired")</p> <p>(B) is the sum of all beneficiary-denominated measures selected by the grantee (for example, "number of units rented to beneficiaries")</p> <p>If the Performance Ratio (E) is 1.00, that indicates that the grantee's achievement of performance measures is in balance with the grantee's expenditure of funds. A ratio above 1.00 indicates better performance (relatively more performance measures achieved in relation to funds expended). A ratio below 1.00 indicates relatively poorer performance.</p>
Number of hholds / persons served	56	30	53.6%			
Performance for Grantee:			53.57%	67.27%	0.80	
National Average:			21.99%	19.06%	1.15	
Above / Below National Average:			Above	Above	Below	

Will County, IL NSP-1 Program and Beneficiary Characteristics

BENEFICIARY INCOME RANGE:	Projected Measures	Actual Measures
Below 50% AMI	12.5%	20.0%
50% AMI to 80% AMI	87.5%	80.0%
80% AMI to 120% AMI	0.0%	0.0%

Will County, IL NSP-1 Unit and Beneficiary Goals and Achievements

NSP-1 ACTIVITY TYPE	Units Goal	Units Achieved	Beneficiary Goal	Beneficiaries Served
Acquisition	0	0	0	0
Clearance	8	0	4	0
Homeownership	30	0	15	0
Land Banking	0	0	0	0
Public Facilities / Economic Development	0	0	0	0
Residential New Construction	0	0	0	0
Residential Rehab	74	60	37	30
Other	0	0	0	0
Total	112	60	56	30

HUD NSP-1 Reporting

Mar 2010 Grantee Report - Will County, IL



Will County, IL NSP-1 Grant Amount is \$5,160,424

\$4,180,043 (81.0%) has been committed

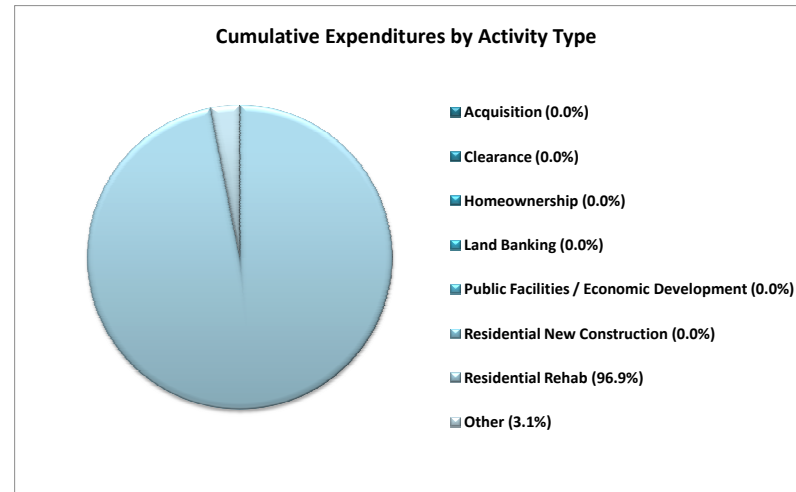
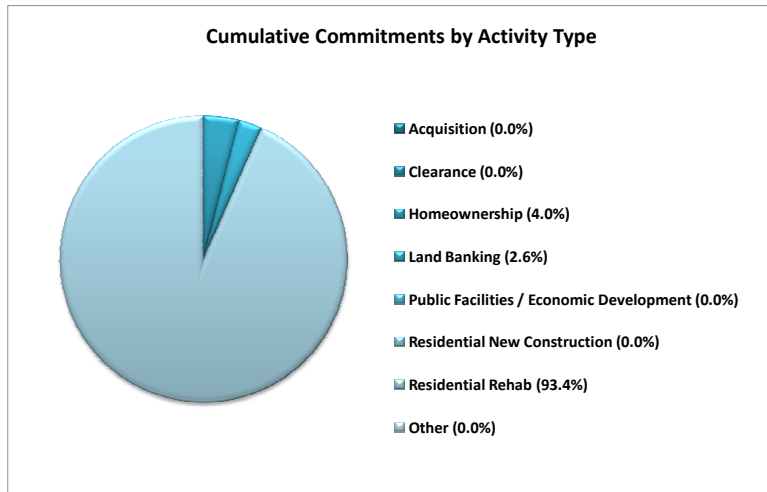
\$3,471,274 (67.3%) has been expended

Commitments by Activity Type for Will County, IL (Cumulative Through 04-02-10)

Acquisition	\$0	0.0%
Clearance	\$0	0.0%
Homeownership	\$160,000	4.0%
Land Banking	\$106,082	2.6%
Public Facilities / Economic Development	\$0	0.0%
Residential New Construction	\$0	0.0%
Residential Rehab	\$3,773,861	93.4%
Other	\$0	0.0%
Cumulative Commitments	\$4,039,943	100.0%

Expenditures by Activity Type for Will County, IL (Cumulative Through 04-02-10)

Acquisition	\$0	0.0%
Clearance	\$0	0.0%
Homeownership	\$0	0.0%
Land Banking	\$0	0.0%
Public Facilities / Economic Development	\$0	0.0%
Residential New Construction	\$0	0.0%
Residential Rehab	\$3,365,192	96.9%
Other	\$106,082	3.1%
Cumulative Expenditures	\$3,471,274	100.0%



Will County, IL
March 2010 Grantee Report (current data are as of 04-05-2010, prior data are as of 03-02-2010)

Region V
Chicago FO
Illinois