

HUD NSP-1 Reporting

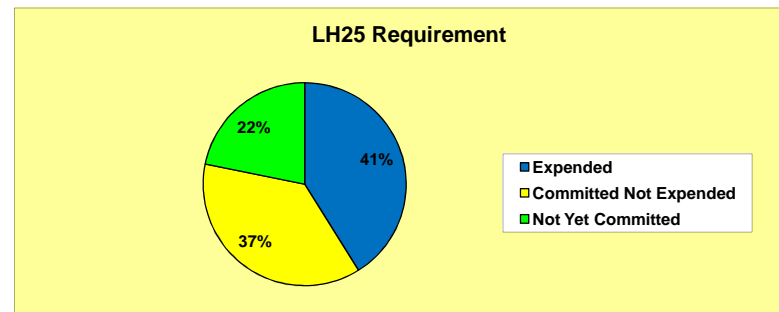
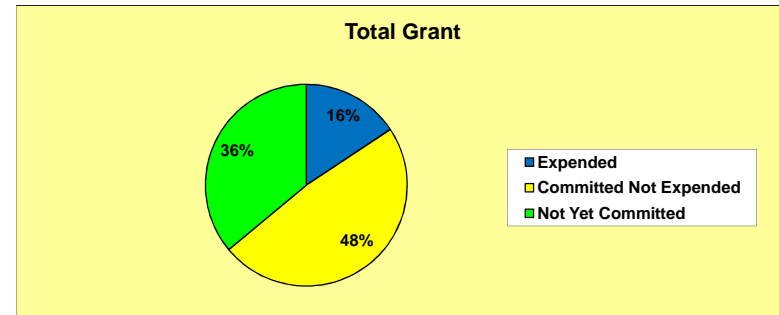


Washtenaw County, MI NSP-1 Grant Amount is \$3,024,719
 \$1,934,719 (64.0%) has been committed
 \$474,527 (15.7%) has been expended

Mar 2010 Grantee Report - Washtenaw County, MI

Grant Number B-08-UN-26-0005
 HUD Region V
 HUD FO Detroit FO
 State Michigan

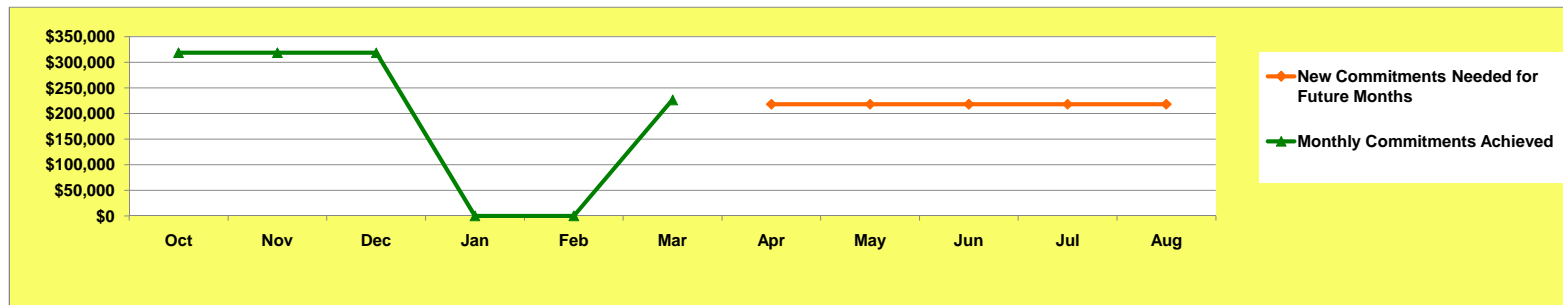
	Total Grant		LH25 Requirement	
	Grantee	National Average	Grantee	National Average
Total NSP Funding	\$3,024,719		\$756,180 *	
Cum. Commitments Through Mar As % of Total Amount	\$1,934,719 64.0%	44.3%	\$591,124 78.2%	49.8%
Commitments During Mar	\$226,437		-\$364,687	
Monthly Trend Goal for Mar**	\$219,406		\$0	
% of March Trend Goal Met	103.2%	77.9%	N/A	104.3%
Monthly Trend Goal for Apr - Aug** As % of March Trend Goal	\$218,000 99.4%		\$33,011 N/A	
Expenditures Through Mar As % of Total Amount	\$474,527 15.7%	19.1%	\$310,812 41.1%	18.5%
Program Income Through Mar As % of Total Amount	\$0 0.0%	0.4%	N/A N/A	



* The LH25 minimum requirement is 25% of the total grant amount, benefitting households with incomes below 50% AMI.
 ** The trend goal is the average future monthly commitment rate required in order to fully commit the Total NSP Funding by August 30, 2010

Washtenaw County, MI committed \$226,437 during March and needs to average \$218,000 per month for April through August

Washtenaw County, MI Commitments Trend (Monthly Commitments)



HUD NSP-1 Reporting

Mar 2010 Grantee Report - Washtenaw County, MI

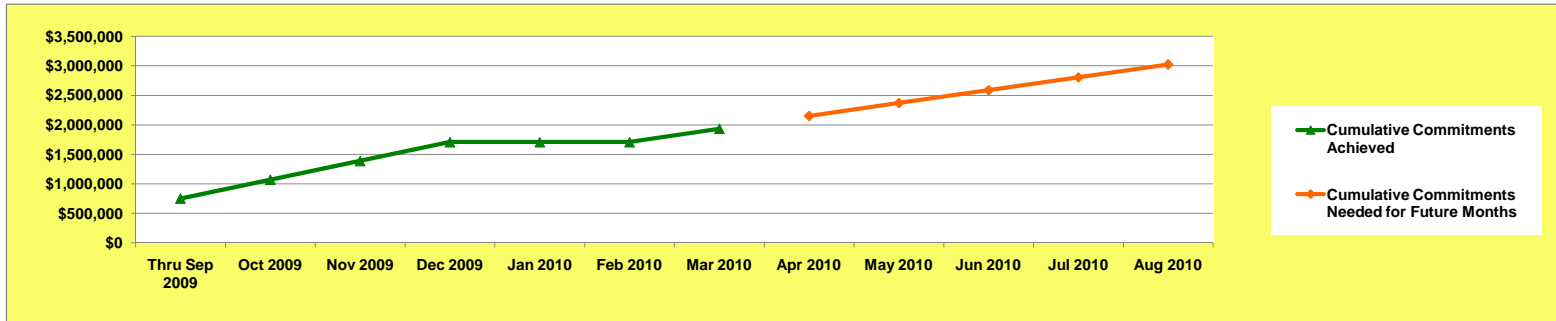


Washtenaw County, MI NSP-1 Grant Amount is \$3,024,719

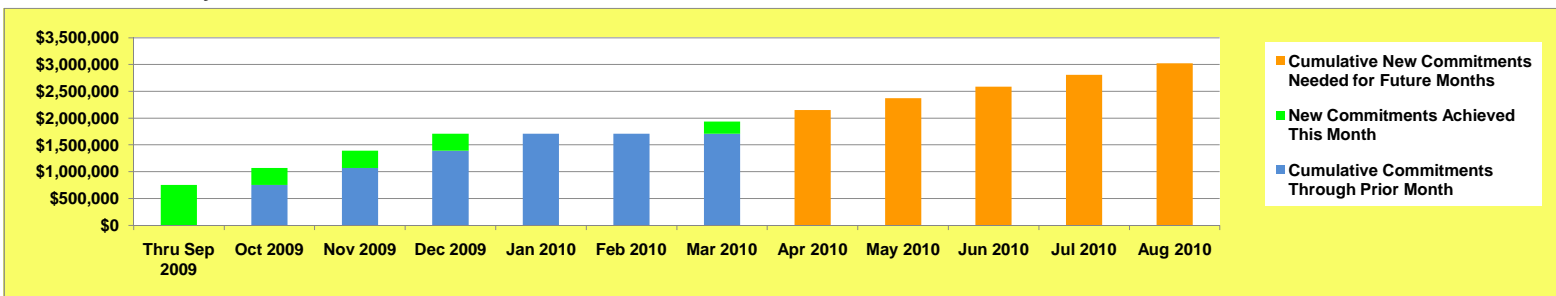
\$1,934,719 (64.0%) has been committed

\$474,527 (15.7%) has been expended

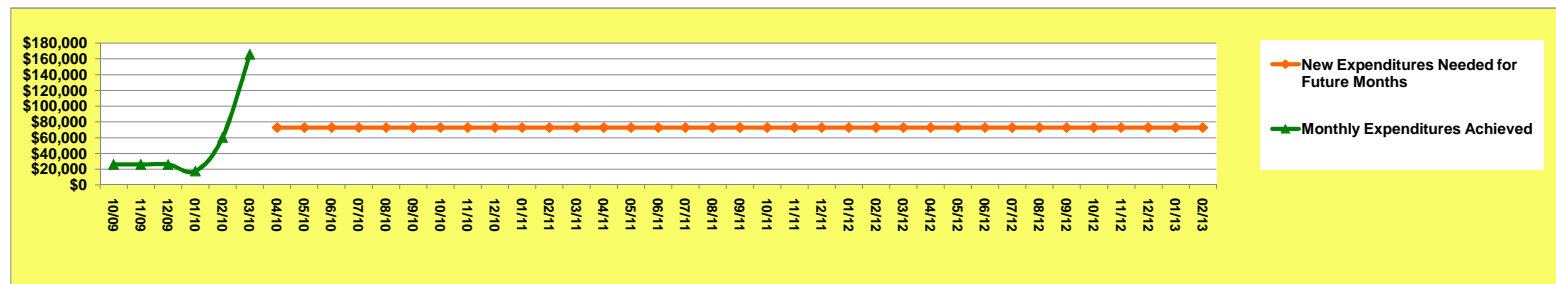
Washtenaw County, MI Commitments Trend (Cumulative Commitments)



Washtenaw County, MI Commitments Versus Total Grant Amount



Washtenaw County, MI Expenditures Trend (Monthly Expenditures)



Washtenaw County, MI expended \$165,804 during March and needs to average \$72,863 per month for April 2010 through February 2013

HUD NSP-1 Reporting

Mar 2010 Grantee Report - Washtenaw County, MI

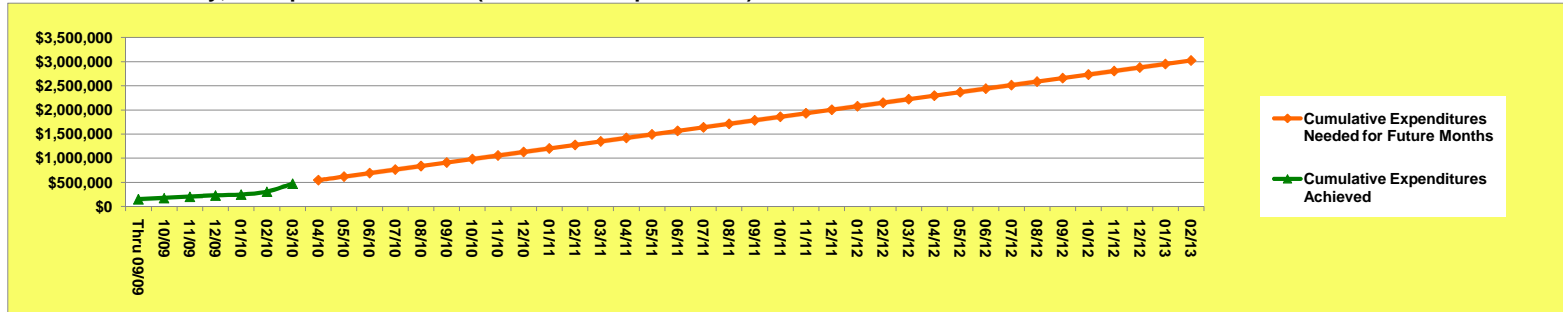


Washtenaw County, MI NSP-1 Grant Amount is \$3,024,719

\$1,934,719 (64.0%) has been committed

\$474,527 (15.7%) has been expended

Washtenaw County, MI Expenditures Trend (Cumulative Expenditures)



Summary of NSP-1 Reporting Measures and Performance Ratio for Washtenaw County, MI (Cumulative through 04-06-10)

	(A) Projected Measures	(B) Actual Measures	(C) Percentage (B ÷ A)	(D) % of Grant Expended	(E) Performance Ratio (C ÷ D)
Number of homes / properties	277	67	24.2%	↕	↕
Number of hholds / persons served	94	50	53.2%		
Performance for Grantee:			38.69%	15.69%	2.47
National Average:			21.99%	19.06%	1.15
Above / Below National Average:			Above	Below	Above

(A) is the sum of all unit-denominated measures selected by the grantee (for example, "number of foreclosed homes acquired")
 (B) is the sum of all beneficiary-denominated measures selected by the grantee (for example, "number of units rented to beneficiaries")

If the Performance Ratio (E) is 1.00, that indicates that the grantee's achievement of performance measures is in balance with the grantee's expenditure of funds. A ratio above 1.00 indicates better performance (relatively more performance measures achieved in relation to funds expended). A ratio below 1.00 indicates relatively poorer performance.

Washtenaw County, MI NSP-1 Program and Beneficiary Characteristics

BENEFICIARY INCOME RANGE:	Projected Measures	Actual Measures
Below 50% AMI	93.6%	100.0%
50% AMI to 80% AMI	6.4%	0.0%
80% AMI to 120% AMI	0.0%	0.0%

Washtenaw County, MI NSP-1 Unit and Beneficiary Goals and Achievements

NSP-1 ACTIVITY TYPE	Units Goal	Units Achieved	Beneficiary Goal	Beneficiaries Served
Acquisition	0	0	0	0
Clearance	113	7	0	0
Homeownership	0	0	0	0
Land Banking	40	0	0	0
Public Facilities / Economic Development	0	0	0	0
Residential New Construction	0	0	0	0
Residential Rehab	124	60	94	50
Other	0	0	0	0
Total	277	67	94	50

HUD NSP-1 Reporting

Mar 2010 Grantee Report - Washtenaw County, MI



Washtenaw County, MI NSP-1 Grant Amount is \$3,024,719

\$1,934,719 (64.0%) has been committed

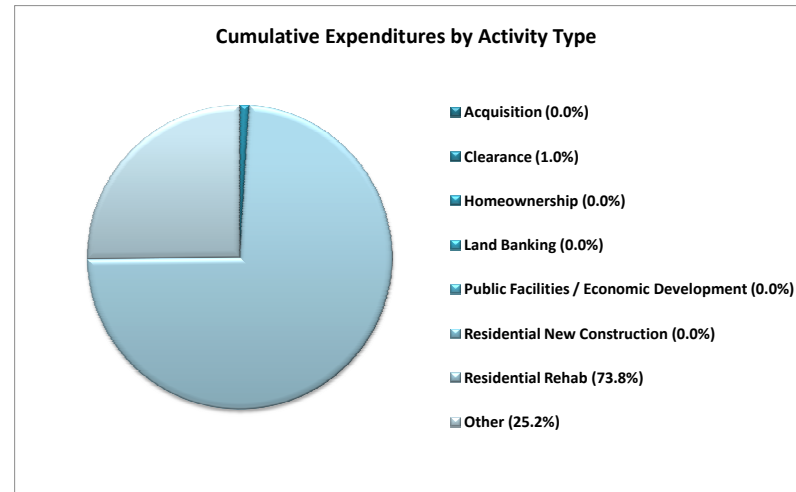
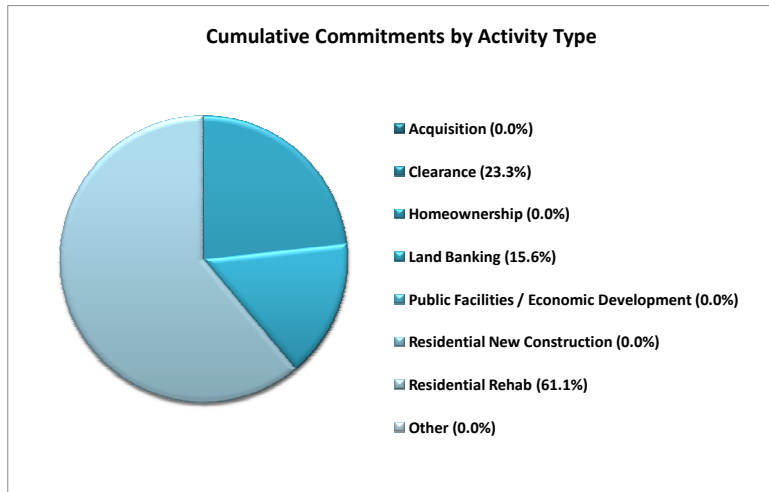
\$474,527 (15.7%) has been expended

Commitments by Activity Type for Washtenaw County, MI (Cumulative Through 04-02-10)

Acquisition	\$0	0.0%
Clearance	\$450,000	23.3%
Homeownership	\$0	0.0%
Land Banking	\$302,471	15.6%
Public Facilities / Economic Development	\$0	0.0%
Residential New Construction	\$0	0.0%
Residential Rehab	\$1,182,248	61.1%
Other	\$0	0.0%
Cumulative Commitments	\$1,934,719	100.0%

Expenditures by Activity Type for Washtenaw County, MI (Cumulative Through 04-02-10)

Acquisition	\$0	0.0%
Clearance	\$4,650	1.0%
Homeownership	\$0	0.0%
Land Banking	\$0	0.0%
Public Facilities / Economic Development	\$0	0.0%
Residential New Construction	\$0	0.0%
Residential Rehab	\$350,325	73.8%
Other	\$119,553	25.2%
Cumulative Expenditures	\$474,527	100.0%



Washtenaw County, MI
 March 2010 Grantee Report (current data are as of 04-05-2010, prior data are as of 03-02-2010)

Region V
 Detroit FO
 Michigan