

# HUD NSP-1 Reporting



Warren, MI NSP-1 Grant Amount is \$5,829,447

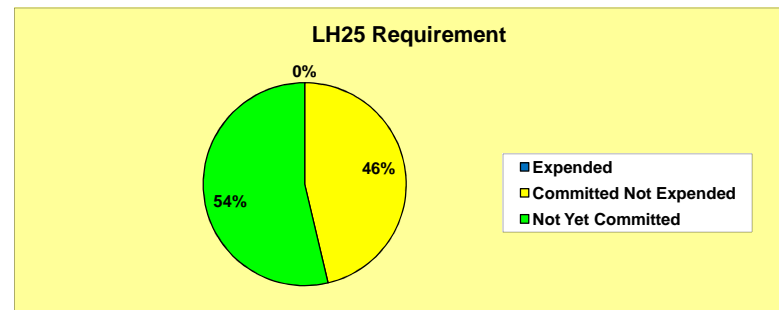
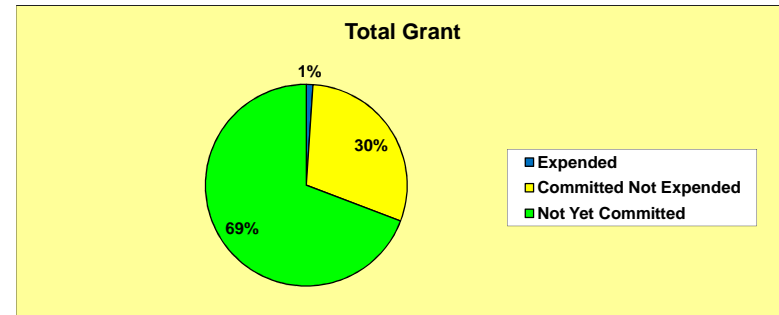
\$1,793,837 (30.8%) has been committed

\$62,878 (1.1%) has been expended

Mar 2010 Grantee Report - Warren, MI

Grant Number B-08-MN-26-0014  
 HUD Region V  
 HUD FO Detroit FO  
 State Michigan

	Total Grant		LH25 Requirement	
	Grantee	National Average	Grantee	National Average
Total NSP Funding	\$5,829,447		\$1,457,362 *	
Cum. Commitments Through Mar As % of Total Amount	\$1,793,837 30.8%	44.3%	\$675,000 46.3%	49.8%
Commitments During Mar	\$1,693,806		\$675,000	
Monthly Trend Goal for Mar**	\$954,903		\$242,894	
% of March Trend Goal Met	177.4%	77.9%	277.9%	104.3%
Monthly Trend Goal for Apr - Aug**	\$807,122		\$156,472	
As % of March Trend Goal	84.5%		64.4%	
Expenditures Through Mar As % of Total Amount	\$62,878 1.1%	19.1%	\$340 0.0%	18.5%
Program Income Through Mar As % of Total Amount	\$0 0.0%	0.4%	N/A N/A	

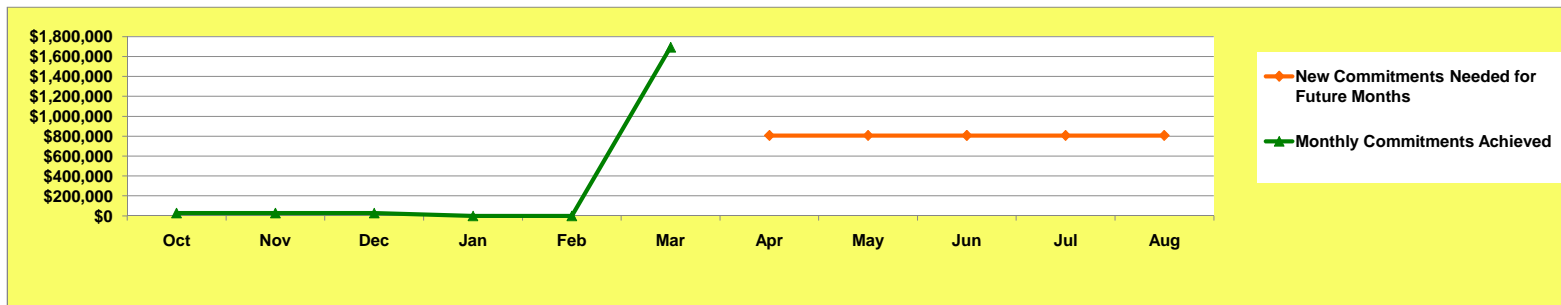


\* The LH25 minimum requirement is 25% of the total grant amount, benefitting households with incomes below 50% AMI.

\*\* The trend goal is the average future monthly commitment rate required in order to fully commit the Total NSP Funding by August 30, 2010

**Warren, MI committed \$1,693,806 during March and needs to average \$807,122 per month for April through August**

Warren, MI Commitments Trend (Monthly Commitments)



# HUD NSP-1 Reporting

Mar 2010 Grantee Report - Warren, MI

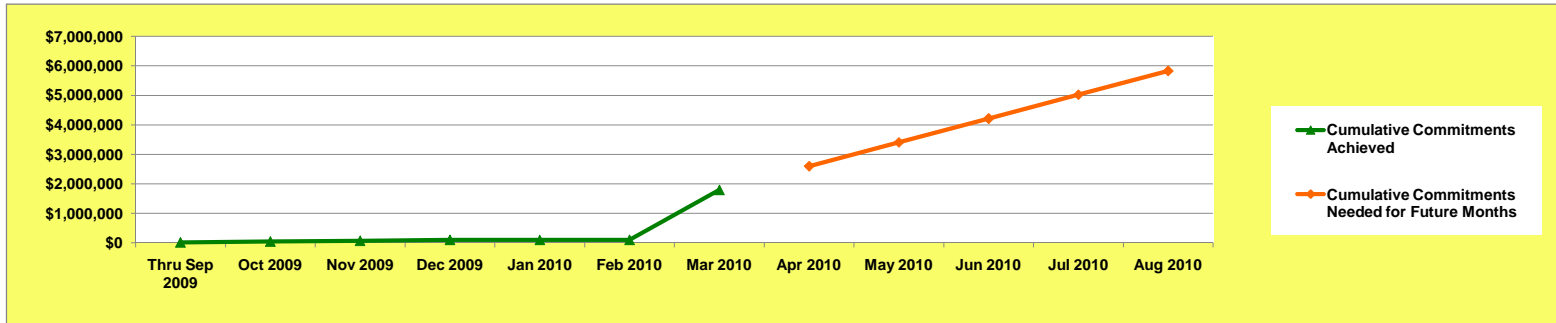


Warren, MI NSP-1 Grant Amount is \$5,829,447

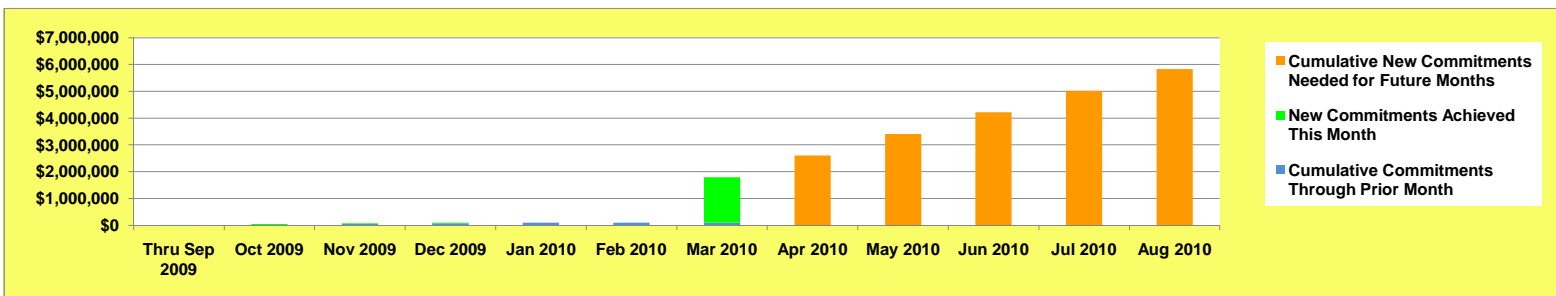
\$1,793,837 (30.8%) has been committed

\$62,878 (1.1%) has been expended

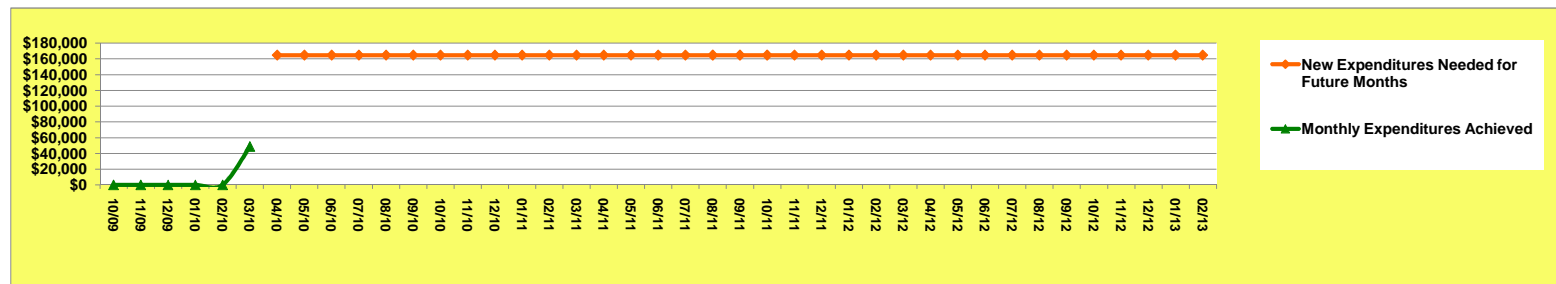
Warren, MI Commitments Trend (Cumulative Commitments)



Warren, MI Commitments Versus Total Grant Amount



Warren, MI Expenditures Trend (Monthly Expenditures)



Warren, MI expended \$48,845 during March and needs to average \$164,759 per month for April 2010 through February 2013

# HUD NSP-1 Reporting

Mar 2010 Grantee Report - Warren, MI

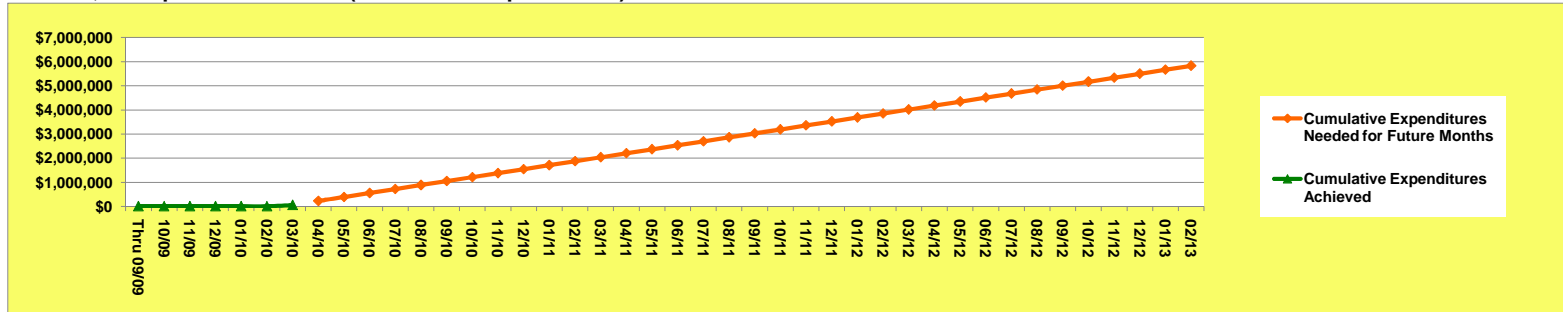


Warren, MI NSP-1 Grant Amount is \$5,829,447

\$1,793,837 (30.8%) has been committed

\$62,878 (1.1%) has been expended

Warren, MI Expenditures Trend (Cumulative Expenditures)



**Summary of NSP-1 Reporting Measures and Performance Ratio for Warren, MI (Cumulative through 04-06-10)**

	(A) Projected Measures	(B) Actual Measures	(C) Percentage (B ÷ A)	(D) % of Grant Expended	(E) Performance Ratio (C ÷ D)	
Number of homes / properties	301	2	0.7%	↕	↕	<p>(A) is the sum of all unit-denominated measures selected by the grantee (for example, "number of foreclosed homes acquired")</p> <p>(B) is the sum of all beneficiary-denominated measures selected by the grantee (for example, "number of units rented to beneficiaries")</p> <p>If the Performance Ratio (E) is 1.00, that indicates that the grantee's achievement of performance measures is in balance with the grantee's expenditure of funds. A ratio above 1.00 indicates better performance (relatively more performance measures achieved in relation to funds expended). A ratio below 1.00 indicates relatively poorer performance.</p>
Number of hholds / persons served	183	0	0.0%			
	<b>Performance for Grantee:</b>		<b>0.33%</b>	<b>1.08%</b>	<b>0.31</b>	
	<b>National Average:</b>		<b>21.99%</b>	<b>19.06%</b>	<b>1.15</b>	
	<b>Above / Below National Average:</b>		<b>Below</b>	<b>Below</b>	<b>Below</b>	

**Warren, MI NSP-1 Program and Beneficiary Characteristics**

BENEFICIARY INCOME RANGE:	Projected Measures	Actual Measures
Below 50% AMI	32.2%	0.0%
50% AMI to 80% AMI	67.8%	0.0%
80% AMI to 120% AMI	0.0%	0.0%

**Warren, MI NSP-1 Unit and Beneficiary Goals and Achievements**

NSP-1 ACTIVITY TYPE	Units Goal	Units Achieved	Beneficiary Goal	Beneficiaries Served
Acquisition	0	0	0	0
Clearance	126	2	0	0
Homeownership	24	0	24	0
Land Banking	0	0	0	0
Public Facilities / Economic Development	0	0	0	0
Residential New Construction	7	0	7	0
Residential Rehab	144	0	72	0
Other	0	0	80	0
<b>Total</b>	<b>301</b>	<b>2</b>	<b>183</b>	<b>0</b>

# HUD NSP-1 Reporting

Mar 2010 Grantee Report - Warren, MI



Warren, MI NSP-1 Grant Amount is \$5,829,447

\$1,793,837 (30.8%) has been committed

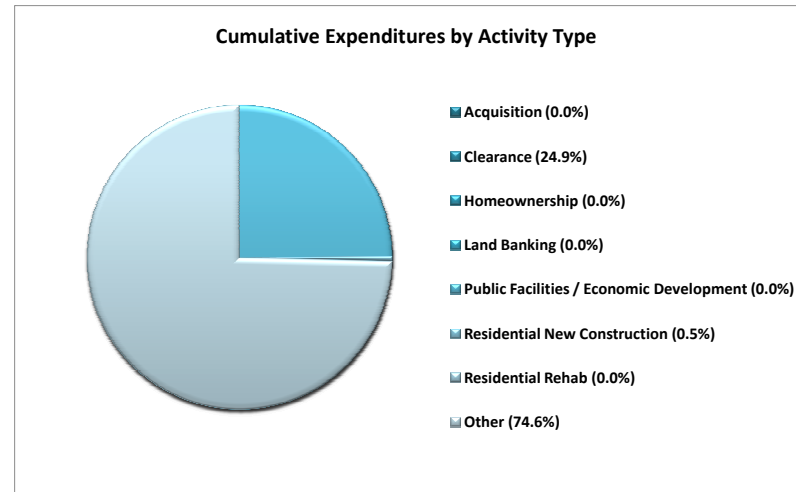
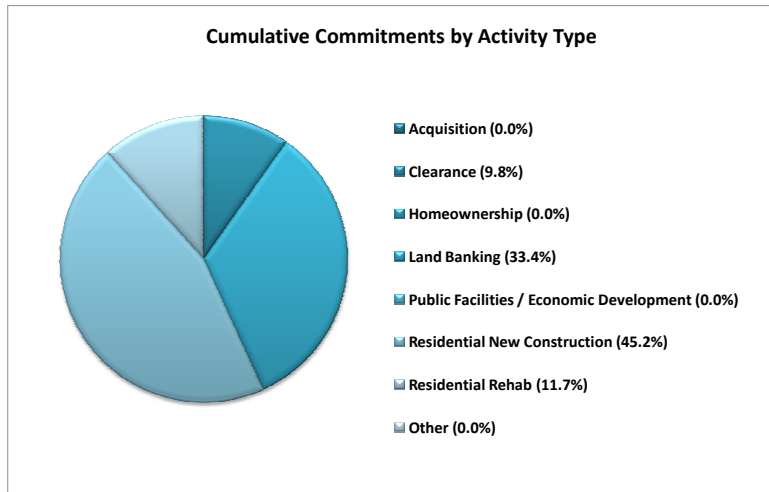
\$62,878 (1.1%) has been expended

## Commitments by Activity Type for Warren, MI (Cumulative Through 04-02-10)

Acquisition	\$0	0.0%
Clearance	\$175,000	9.8%
Homeownership	\$0	0.0%
Land Banking	\$599,697	33.4%
Public Facilities / Economic Development	\$0	0.0%
Residential New Construction	\$810,000	45.2%
Residential Rehab	\$209,140	11.7%
Other	\$0	0.0%
<b>Cumulative Commitments</b>	<b>\$1,793,837</b>	<b>100.0%</b>

## Expenditures by Activity Type for Warren, MI (Cumulative Through 04-02-10)

Acquisition	\$0	0.0%
Clearance	\$15,628	24.9%
Homeownership	\$0	0.0%
Land Banking	\$0	0.0%
Public Facilities / Economic Development	\$0	0.0%
Residential New Construction	\$340	0.5%
Residential Rehab	\$0	0.0%
Other	\$46,911	74.6%
<b>Cumulative Expenditures</b>	<b>\$62,878</b>	<b>100.0%</b>



Warren, MI  
March 2010 Grantee Report (current data are as of 04-05-2010, prior data are as of 03-02-2010)

Region V  
Detroit FO  
Michigan