

# HUD NSP-1 Reporting

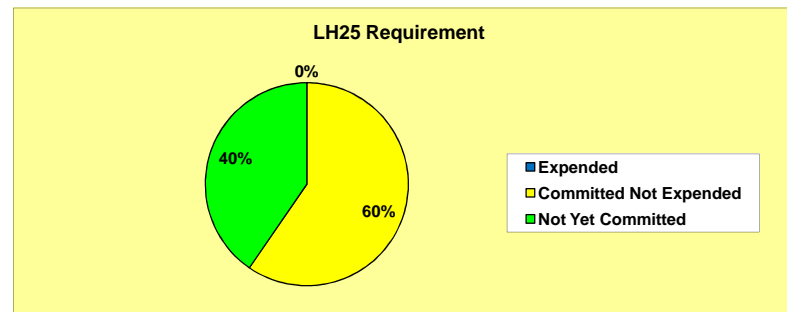
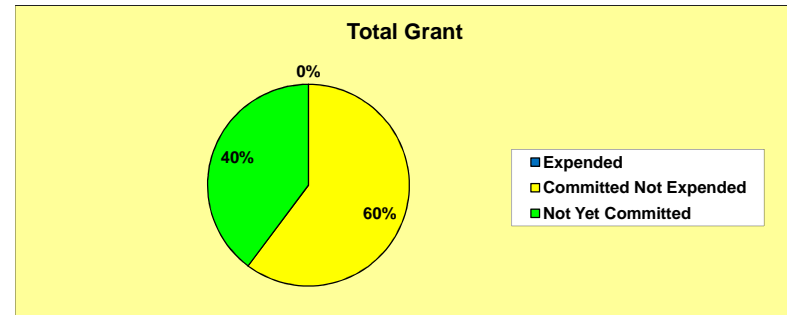
Apr 2010 Grantee Report - Union County, NJ



Union County, NJ NSP-1 Grant Amount is \$2,601,755  
 \$1,566,755 (60.2%) has been committed  
 \$0,000 (0.0%) has been expended

Grant Number B-08-UN-34-0102  
 HUD Region II  
 HUD FO Newark FO  
 State New Jersey

	Total Grant		LH25* vs. Total Grant	
	Grantee	National Average	Grantee	National Average
Total NSP Funding	\$2,601,755		\$2,601,755	
Cum. Commitments Through Apr	\$1,566,755		\$1,550,000	
As % of Total Grant	60.2%	50.4%	59.6%	13.9%
Commitments During Apr	\$978,421		\$978,421	
Monthly Trend Goal for Apr**	\$402,684		\$15,772	
% of April Trend Goal Met	243.0%	54.5%	6203.6%	51.2%
Monthly Trend Goal for May - Aug**	\$258,750		\$0	
As % of April Trend Goal	64.3%		0.0%	
Expenditures Through Apr	\$0		\$0	
As % of Total Grant	0.0%	21.7%	0.0%	5.2%
Program Income Through Apr	\$0		N/A	
As % of Total Grant	0.0%	0.7%	N/A	

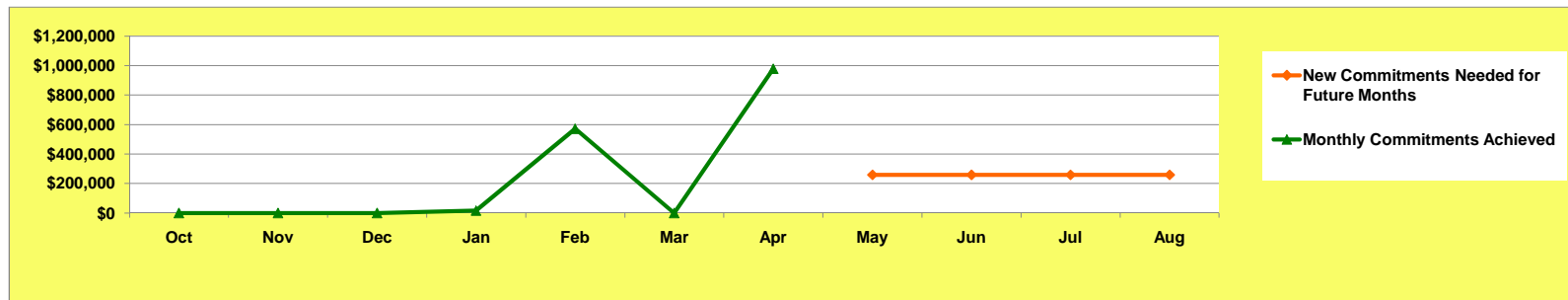


\* The LH25 minimum requirement is 25% of the total grant amount, benefitting households with incomes below 50% AMI.

\*\* The trend goal is the average future monthly commitment rate required in order to fully commit the Total Grant (or the LH25 minimum requirement, as applicable) by August 30, 2010

**Union County, NJ committed \$978,421 during April and needs to average \$258,750 per month for May through August**

Union County, NJ Commitments Trend (Monthly Commitments)



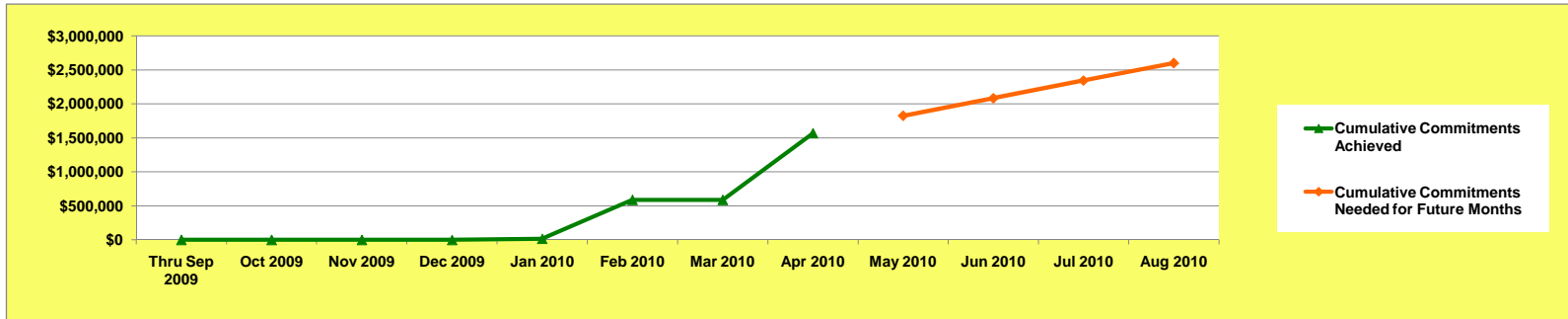
# HUD NSP-1 Reporting

Apr 2010 Grantee Report - Union County, NJ

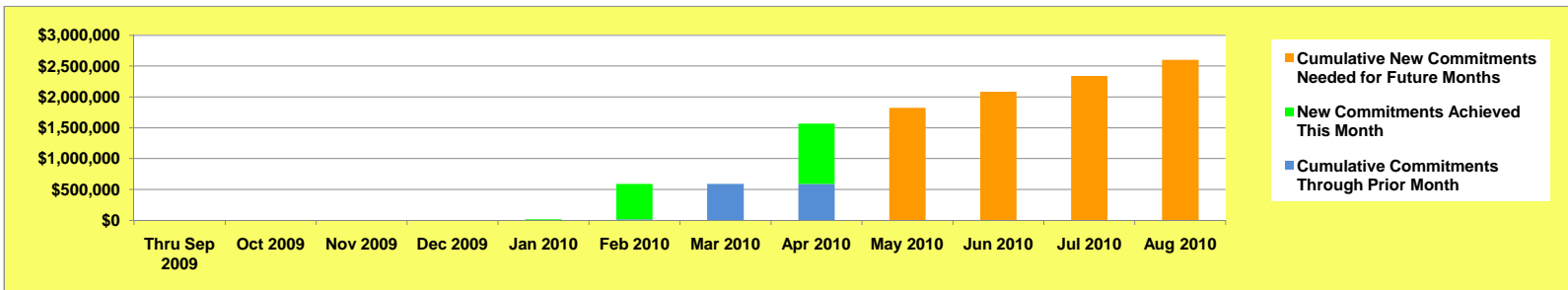


Union County, NJ NSP-1 Grant Amount is \$2,601,755  
 \$1,566,755 (60.2%) has been committed  
 \$0,000 (0.0%) has been expended

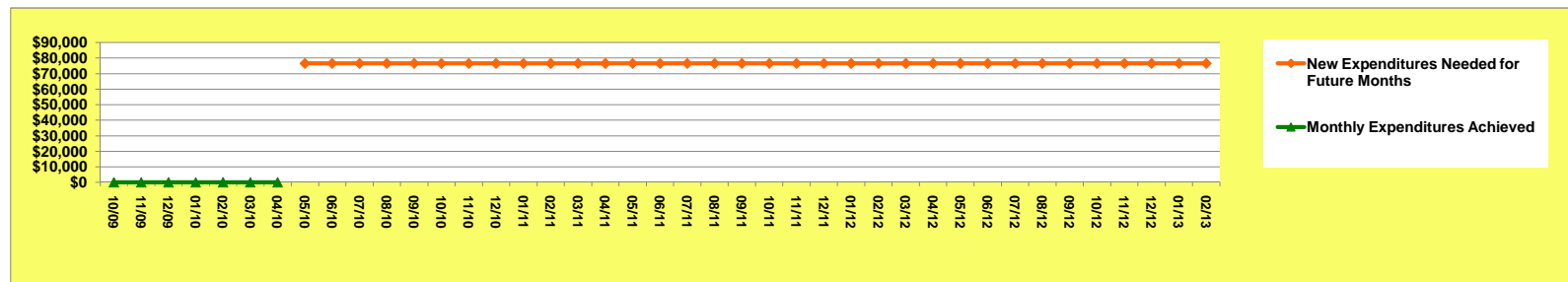
Union County, NJ Commitments Trend (Cumulative Commitments)



Union County, NJ Commitments Versus Total Grant Amount



Union County, NJ Expenditures Trend (Monthly Expenditures)



Union County, NJ expended zero during April and needs to average \$76,522 per month for May 2010 through February 2013

# HUD NSP-1 Reporting

Apr 2010 Grantee Report - Union County, NJ

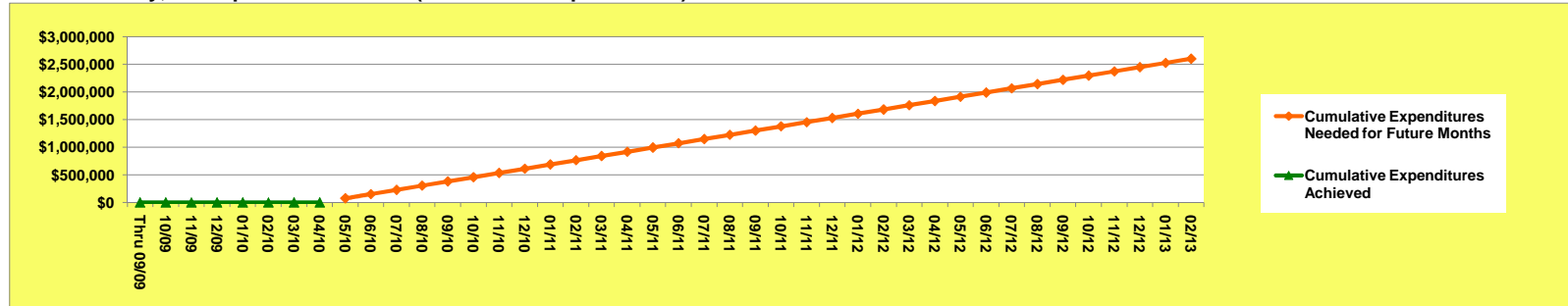


Union County, NJ NSP-1 Grant Amount is \$2,601,755

\$1,566,755 (60.2%) has been committed

\$0,000 (0.0%) has been expended

Union County, NJ Expenditures Trend (Cumulative Expenditures)



**Summary of NSP-1 Reporting Measures and Performance Ratio for Union County, NJ (Cumulative through 05-01-10)**

	(A) Projected Measures	(B) Actual Measures	(C) Percentage (B ÷ A)	(D) % of Grant Expended	(E) Performance Ratio (C ÷ D)
Number of homes / properties	105	0	0.0%	↕	↕
Number of hholds / persons served	99	0	0.0%		
	<b>Performance for Grantee:</b>		<b>0.00%</b>	<b>0.00%</b>	<b>0.00</b>
	<b>National Average:</b>		<b>26.58%</b>	<b>21.70%</b>	<b>1.22</b>
	<b>Above / Below National Average:</b>		<b>Below</b>	<b>Below</b>	<b>Below</b>

(A) is the sum of all unit-denominated measures selected by the grantee (for example, "number of foreclosed homes acquired")  
 (B) is the sum of all beneficiary-denominated measures selected by the grantee (for example, "number of units rented to beneficiaries")

If the Performance Ratio (E) is 1.00, that indicates that the grantee's achievement of performance measures is in balance with the grantee's expenditure of funds. A ratio above 1.00 indicates better performance (relatively more performance measures achieved in relation to funds expended). A ratio below 1.00 indicates relatively poorer performance.

**Union County, NJ NSP-1 Program and Beneficiary Characteristics**

BENEFICIARY INCOME RANGE:	Projected Measures	Actual Measures
Below 50% AMI	83.8%	0.0%
50% AMI to 80% AMI	0.0%	0.0%
80% AMI to 120% AMI	16.2%	0.0%

**Union County, NJ NSP-1 Unit and Beneficiary Goals and Achievements**

NSP-1 ACTIVITY TYPE	Units Goal	Units Achieved	Beneficiary Goal	Beneficiaries Served
Acquisition	78	0	78	0
Clearance	6	0	0	0
Homeownership	0	0	0	0
Land Banking	0	0	0	0
Public Facilities / Economic Development	0	0	0	0
Residential New Construction	21	0	21	0
Residential Rehab	0	0	0	0
Other	0	0	0	0
<b>Total</b>	<b>105</b>	<b>0</b>	<b>99</b>	<b>0</b>

# HUD NSP-1 Reporting

Apr 2010 Grantee Report - Union County, NJ



Union County, NJ NSP-1 Grant Amount is \$2,601,755

\$1,566,755 (60.2%) has been committed

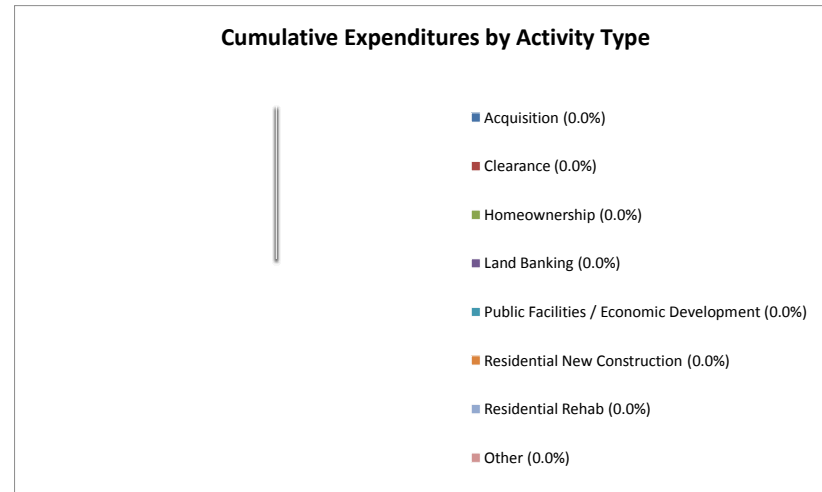
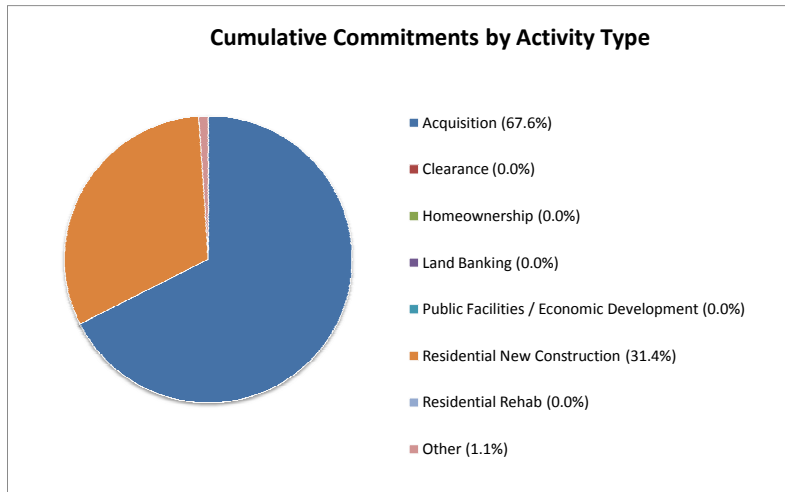
\$0,000 (0.0%) has been expended

## Commitments by Activity Type for Union County, NJ (Cumulative Through 05-01-10)

Acquisition	\$1,058,421	67.6%
Clearance	\$0	0.0%
Homeownership	\$0	0.0%
Land Banking	\$0	0.0%
Public Facilities / Economic Development	\$0	0.0%
Residential New Construction	\$491,579	31.4%
Residential Rehab	\$0	0.0%
Other	\$16,755	1.1%
<b>Cumulative Commitments</b>	<b>\$1,566,755</b>	<b>100.0%</b>

## Expenditures by Activity Type for Union County, NJ (Cumulative Through 05-01-10)

Acquisition	\$0	0.0%
Clearance	\$0	0.0%
Homeownership	\$0	0.0%
Land Banking	\$0	0.0%
Public Facilities / Economic Development	\$0	0.0%
Residential New Construction	\$0	0.0%
Residential Rehab	\$0	0.0%
Other	\$0	0.0%
<b>Cumulative Expenditures</b>	<b>\$0</b>	<b>100.0%</b>



Union County, NJ  
April 2010 Grantee Report (current data are as of 05-01-2010, prior data are as of 04-05-2010)

Region II  
Newark FO  
New Jersey

—

—

|

|

|

—

—

|

|

|

—

—

|

