

HUD NSP-1 Reporting



Union County, NJ NSP-1 Grant Amount is \$2,601,755

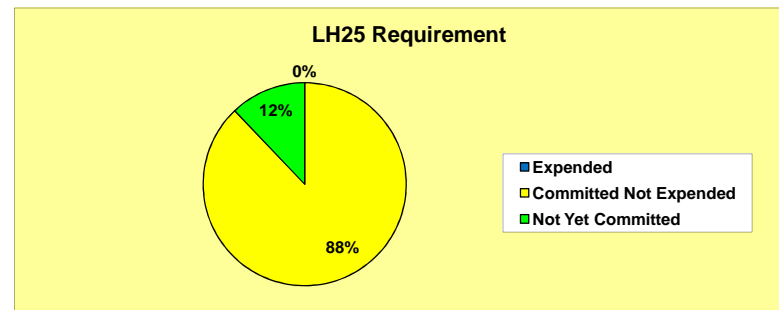
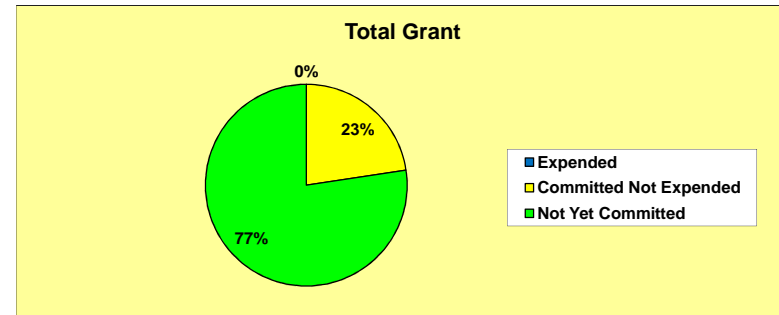
\$588,334 (22.6%) has been committed

\$0,000 (0.0%) has been expended

Mar 2010 Grantee Report - Union County, NJ

Grant Number B-08-UN-34-0102
 HUD Region II
 HUD FO Newark FO
 State New Jersey

	Total Grant		LH25 Requirement	
	Grantee	National Average	Grantee	National Average
Total NSP Funding	\$2,601,755		\$650,439 *	
Cum. Commitments Through Mar As % of Total Amount	\$588,334 22.6%	44.3%	\$571,579 87.9%	49.8%
Commitments During Mar	\$0		\$0	
Monthly Trend Goal for Mar**	\$335,570		\$13,143	
% of March Trend Goal Met	0.0%	77.9%	0.0%	104.3%
Monthly Trend Goal for Apr - Aug** As % of March Trend Goal	\$402,684 120.0%		\$15,772 120.0%	
Expenditures Through Mar As % of Total Amount	\$0 0.0%	19.1%	\$0 0.0%	18.5%
Program Income Through Mar As % of Total Amount	\$0 0.0%	0.4%	N/A N/A	

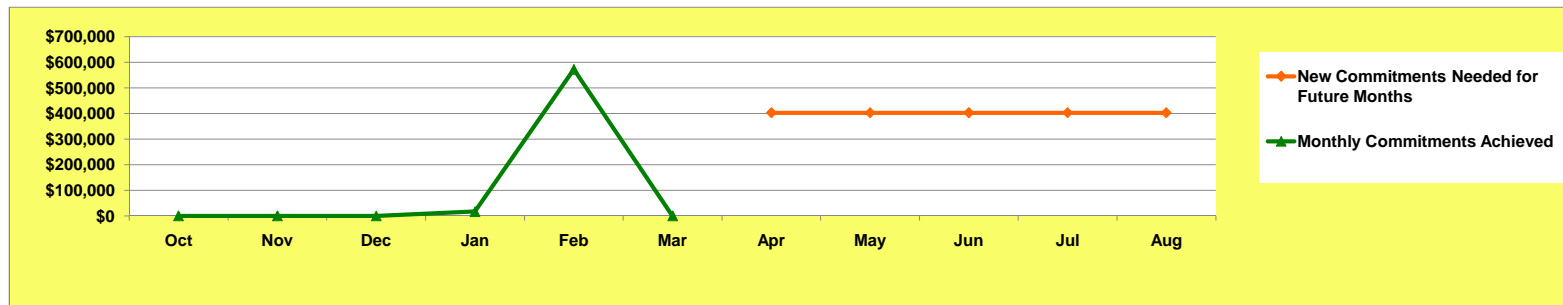


* The LH25 minimum requirement is 25% of the total grant amount, benefitting households with incomes below 50% AMI.

** The trend goal is the average future monthly commitment rate required in order to fully commit the Total NSP Funding by August 30, 2010

Union County, NJ committed zero during March and needs to average \$402,684 per month for April through August

Union County, NJ Commitments Trend (Monthly Commitments)



HUD NSP-1 Reporting

Mar 2010 Grantee Report - Union County, NJ

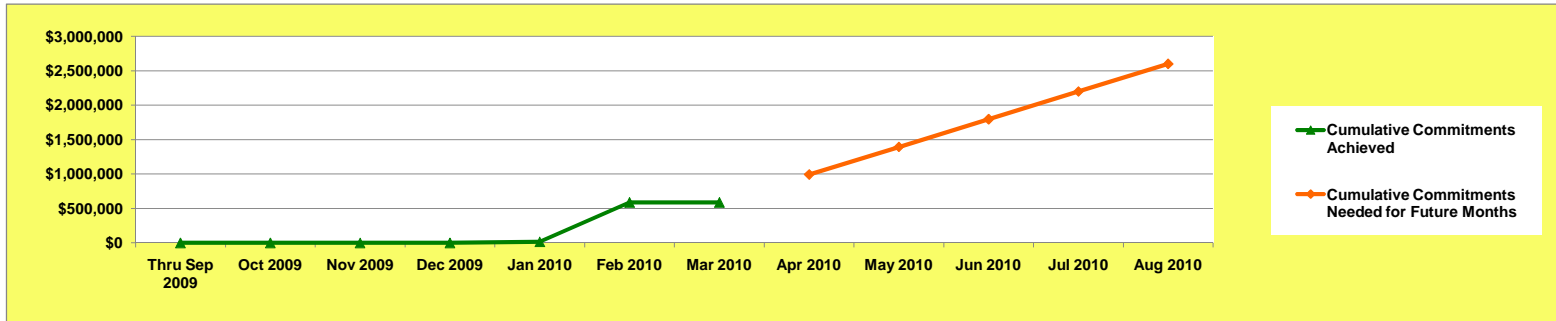


Union County, NJ NSP-1 Grant Amount is \$2,601,755

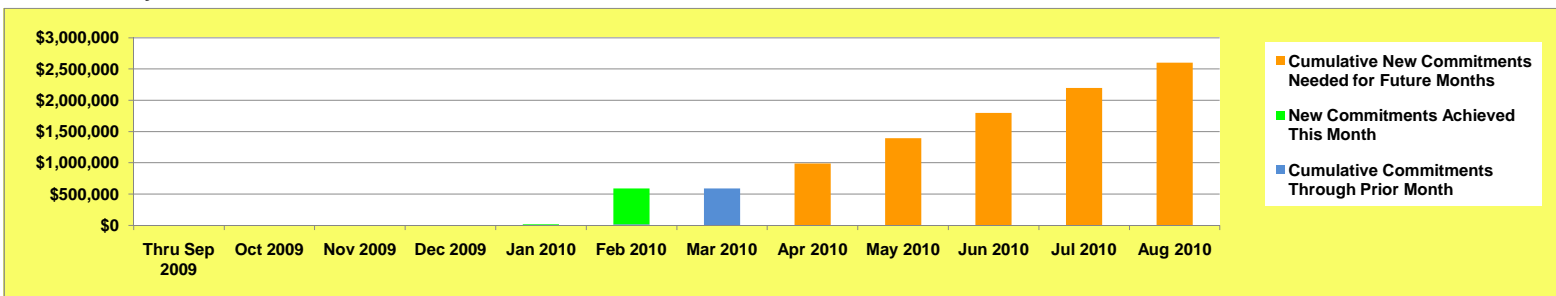
\$588,334 (22.6%) has been committed

\$0,000 (0.0%) has been expended

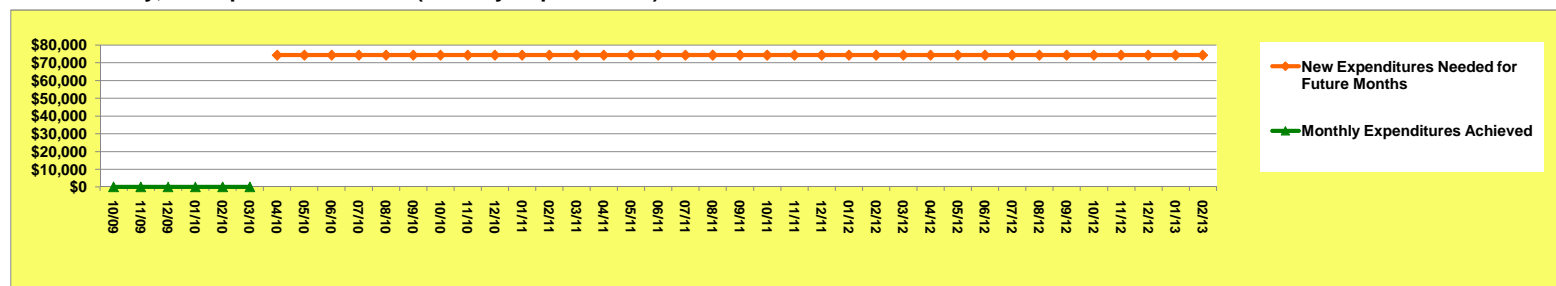
Union County, NJ Commitments Trend (Cumulative Commitments)



Union County, NJ Commitments Versus Total Grant Amount



Union County, NJ Expenditures Trend (Monthly Expenditures)



Union County, NJ expended zero during March and needs to average \$74,336 per month for April 2010 through February 2013

HUD NSP-1 Reporting

Mar 2010 Grantee Report - Union County, NJ

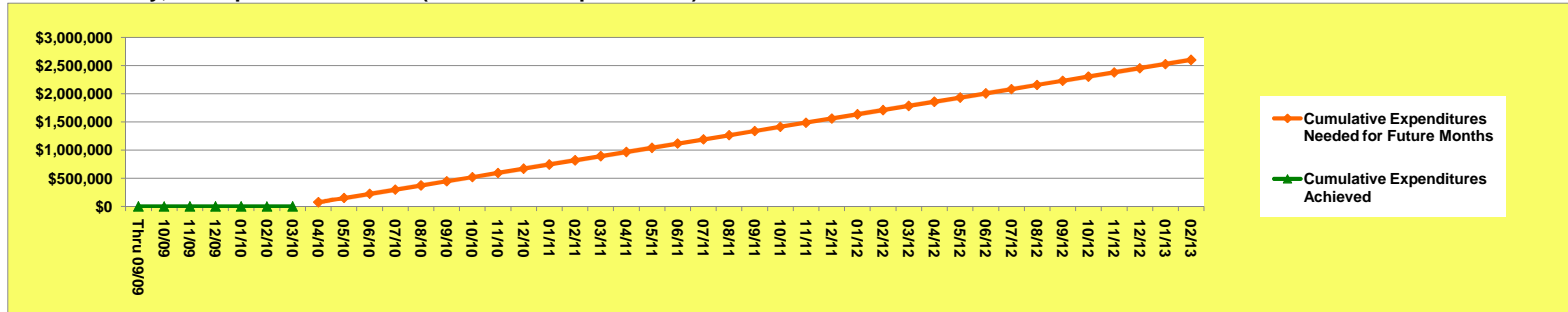


Union County, NJ NSP-1 Grant Amount is \$2,601,755

\$588,334 (22.6%) has been committed

\$0,000 (0.0%) has been expended

Union County, NJ Expenditures Trend (Cumulative Expenditures)



Summary of NSP-1 Reporting Measures and Performance Ratio for Union County, NJ (Cumulative through 04-06-10)

	(A) Projected Measures	(B) Actual Measures	(C) Percentage (B ÷ A)	(D) % of Grant Expended	(E) Performance Ratio (C ÷ D)
Number of homes / properties	105	0	0.0%	↕	↕
Number of hholds / persons served	99	0	0.0%		
Performance for Grantee:			0.00%	0.00%	#DIV/0!
National Average:			21.99%	19.06%	1.15
Above / Below National Average:			Below	Below	#DIV/0!

(A) is the sum of all unit-denominated measures selected by the grantee (for example, "number of foreclosed homes acquired")
 (B) is the sum of all beneficiary-denominated measures selected by the grantee (for example, "number of units rented to beneficiaries")

If the Performance Ratio (E) is 1.00, that indicates that the grantee's achievement of performance measures is in balance with the grantee's expenditure of funds. A ratio above 1.00 indicates better performance (relatively more performance measures achieved in relation to funds expended). A ratio below 1.00 indicates relatively poorer performance.

Union County, NJ NSP-1 Program and Beneficiary Characteristics

BENEFICIARY INCOME RANGE:	Projected Measures	Actual Measures
Below 50% AMI	83.8%	0.0%
50% AMI to 80% AMI	0.0%	0.0%
80% AMI to 120% AMI	16.2%	0.0%

Union County, NJ NSP-1 Unit and Beneficiary Goals and Achievements

NSP-1 ACTIVITY TYPE	Units Goal	Units Achieved	Beneficiary Goal	Beneficiaries Served
Acquisition	78	0	78	0
Clearance	6	0	0	0
Homeownership	0	0	0	0
Land Banking	0	0	0	0
Public Facilities / Economic Development	0	0	0	0
Residential New Construction	21	0	21	0
Residential Rehab	0	0	0	0
Other	0	0	0	0
Total	105	0	99	0

HUD NSP-1 Reporting

Mar 2010 Grantee Report - Union County, NJ



Union County, NJ NSP-1 Grant Amount is \$2,601,755

\$588,334 (22.6%) has been committed

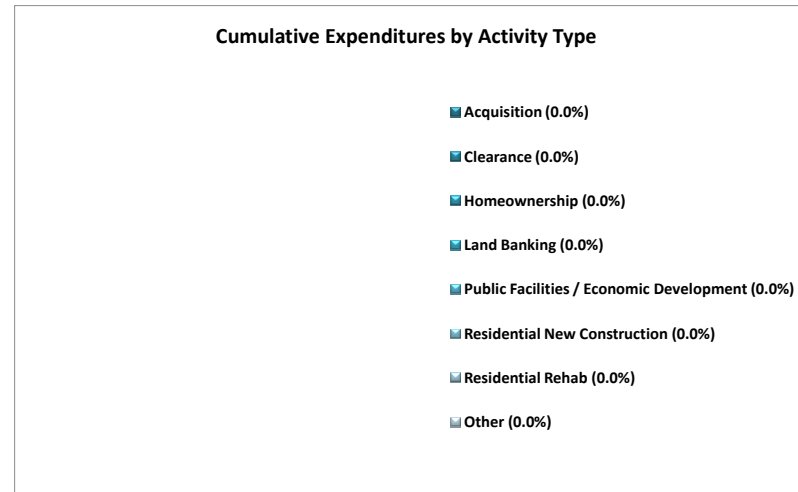
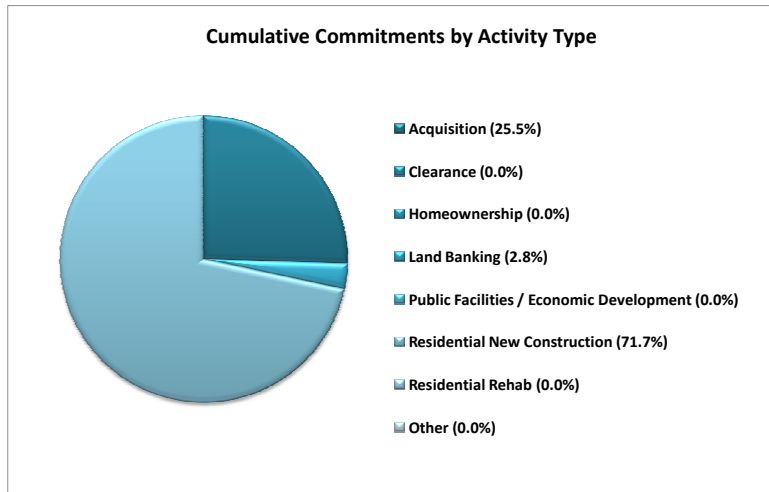
\$0,000 (0.0%) has been expended

Commitments by Activity Type for Union County, NJ (Cumulative Through 04-02-10)

Acquisition	\$150,000	25.5%
Clearance	\$0	0.0%
Homeownership	\$0	0.0%
Land Banking	\$16,755	2.8%
Public Facilities / Economic Development	\$0	0.0%
Residential New Construction	\$421,579	71.7%
Residential Rehab	\$0	0.0%
Other	\$0	0.0%
Cumulative Commitments	\$588,334	100.0%

Expenditures by Activity Type for Union County, NJ (Cumulative Through 04-02-10)

Acquisition	\$0	0.0%
Clearance	\$0	0.0%
Homeownership	\$0	0.0%
Land Banking	\$0	0.0%
Public Facilities / Economic Development	\$0	0.0%
Residential New Construction	\$0	0.0%
Residential Rehab	\$0	0.0%
Other	\$0	0.0%
Cumulative Expenditures	\$0	100.0%



Union County, NJ
March 2010 Grantee Report (current data are as of 04-05-2010, prior data are as of 03-02-2010)

Region II
Newark FO
New Jersey