

# HUD NSP-1 Reporting

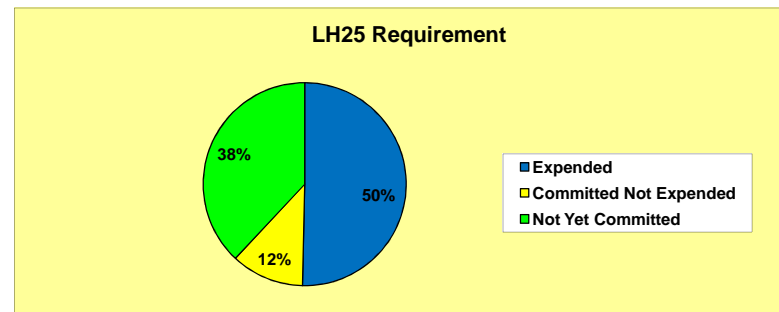
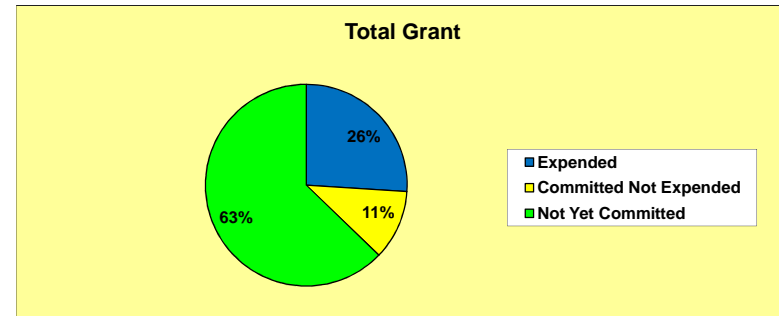


Summit County, OH NSP-1 Grant Amount is \$3,767,144  
 \$1,401,865 (37.2%) has been committed  
 \$979,723 (26.0%) has been expended

## Mar 2010 Grantee Report - Summit County, OH

Grant Number B-08-UN-39-0008  
 HUD Region V  
 HUD FO Columbus FO  
 State Ohio

	Total Grant		LH25 Requirement	
	Grantee	National Average	Grantee	National Average
Total NSP Funding	\$3,767,144		\$941,786 *	
Cum. Commitments Through Mar As % of Total Amount	\$1,401,865 37.2%	44.3%	\$583,500 62.0%	49.8%
Commitments During Mar	\$0		\$0	
Monthly Trend Goal for Mar**	\$394,213		\$59,714	
% of March Trend Goal Met	0.0%	77.9%	0.0%	104.3%
Monthly Trend Goal for Apr - Aug**	\$473,056		\$71,657	
As % of March Trend Goal	120.0%		120.0%	
Expenditures Through Mar As % of Total Amount	\$979,723 26.0%	19.1%	\$474,167 50.3%	18.5%
Program Income Through Mar As % of Total Amount	\$0 0.0%	0.4%	N/A N/A	

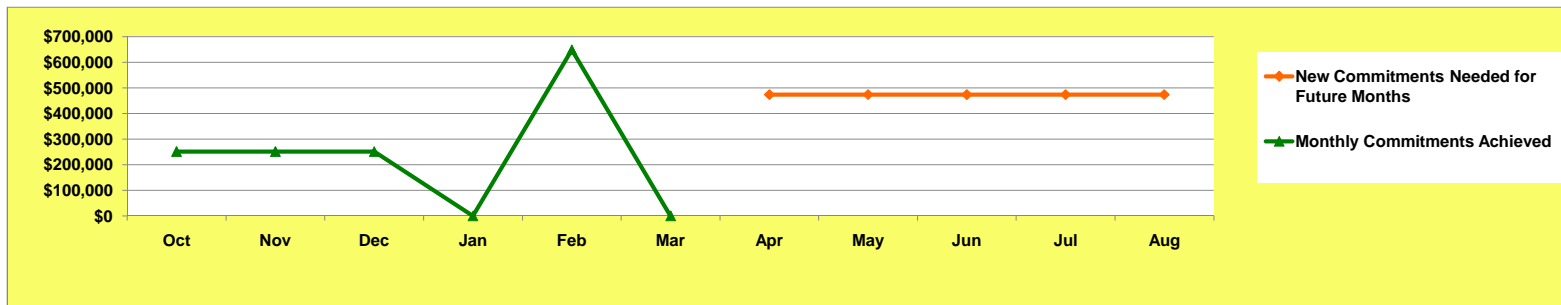


\* The LH25 minimum requirement is 25% of the total grant amount, benefitting households with incomes below 50% AMI.

\*\* The trend goal is the average future monthly commitment rate required in order to fully commit the Total NSP Funding by August 30, 2010

**Summit County, OH committed zero during March and needs to average \$473,056 per month for April through August**

Summit County, OH Commitments Trend (Monthly Commitments)



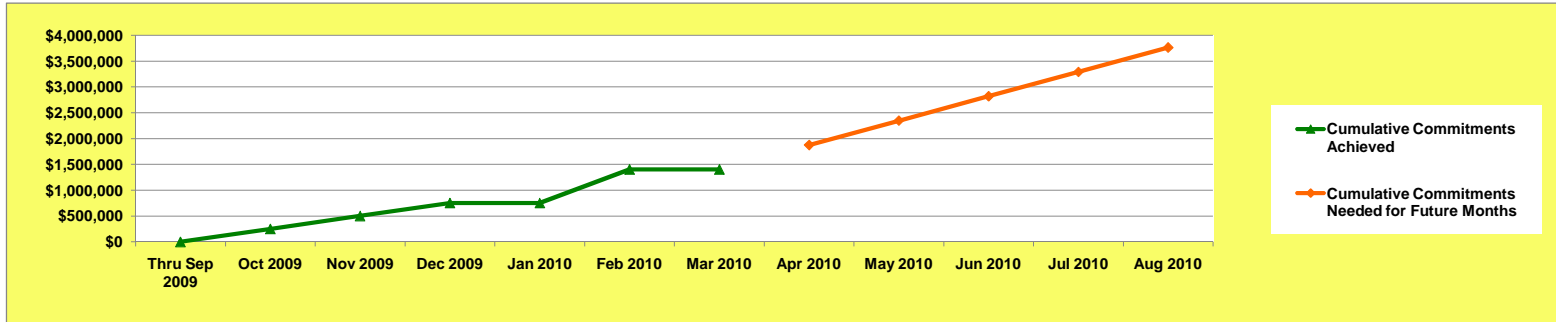
# HUD NSP-1 Reporting

Mar 2010 Grantee Report - Summit County, OH

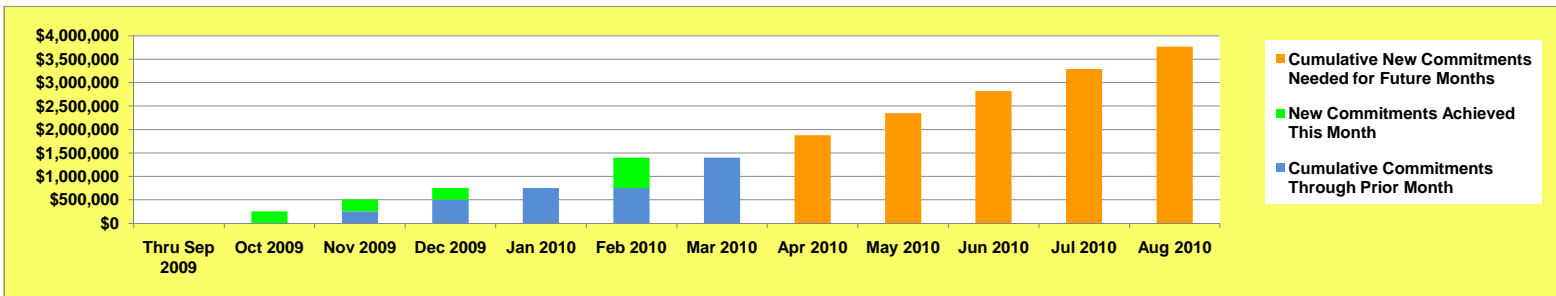


Summit County, OH NSP-1 Grant Amount is \$3,767,144  
 \$1,401,865 (37.2%) has been committed  
 \$979,723 (26.0%) has been expended

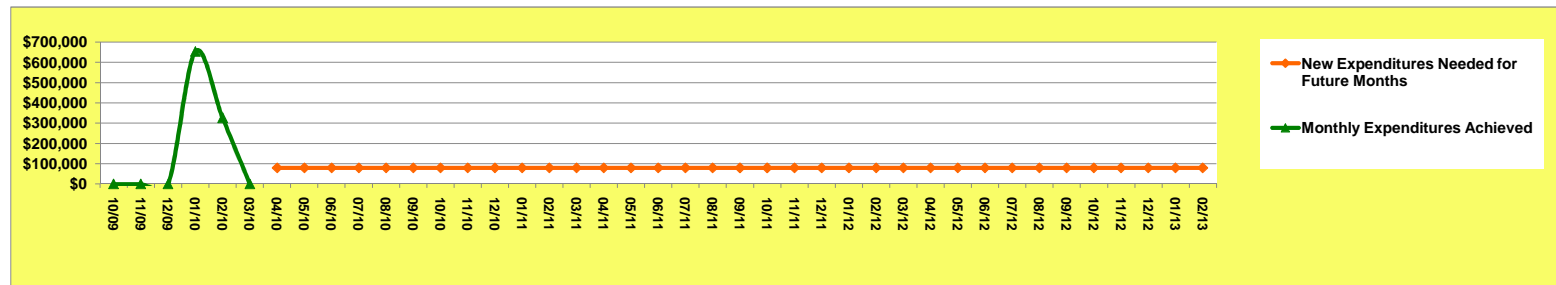
Summit County, OH Commitments Trend (Cumulative Commitments)



Summit County, OH Commitments Versus Total Grant Amount



Summit County, OH Expenditures Trend (Monthly Expenditures)



Summit County, OH expended zero during March and needs to average \$79,641 per month for April 2010 through February 2013

# HUD NSP-1 Reporting

Mar 2010 Grantee Report - Summit County, OH

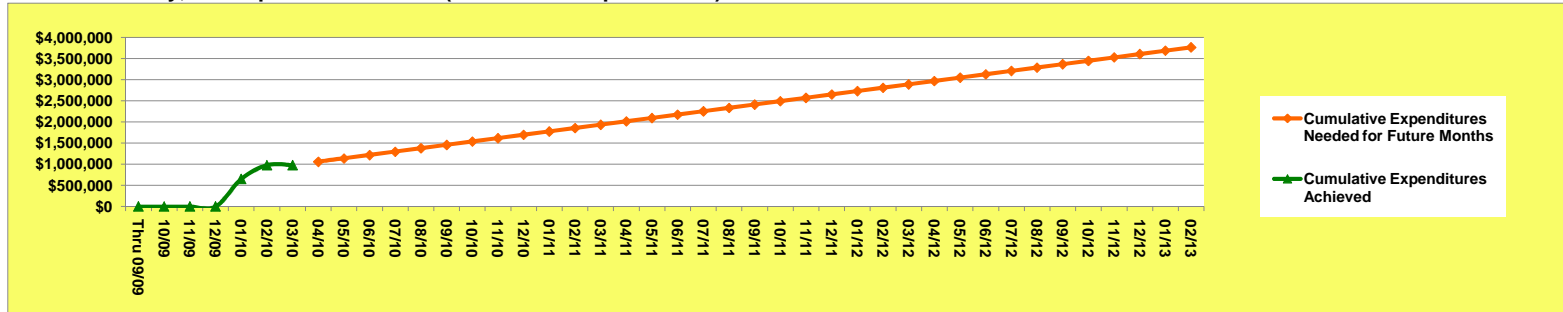


Summit County, OH NSP-1 Grant Amount is \$3,767,144

\$1,401,865 (37.2%) has been committed

\$979,723 (26.0%) has been expended

Summit County, OH Expenditures Trend (Cumulative Expenditures)



**Summary of NSP-1 Reporting Measures and Performance Ratio for Summit County, OH (Cumulative through 04-06-10)**

	(A) Projected Measures	(B) Actual Measures	(C) Percentage (B ÷ A)	(D) % of Grant Expended	(E) Performance Ratio (C ÷ D)
Number of homes / properties	125	2	1.6%	↕	↕
Number of hholds / persons served	76	1	1.3%		
<b>Performance for Grantee:</b>			<b>1.46%</b>	<b>26.01%</b>	<b>0.06</b>
<b>National Average:</b>			<b>21.99%</b>	<b>19.06%</b>	<b>1.15</b>
<b>Above / Below National Average:</b>			<b>Below</b>	<b>Above</b>	<b>Below</b>

(A) is the sum of all unit-denominated measures selected by the grantee (for example, "number of foreclosed homes acquired")  
 (B) is the sum of all beneficiary-denominated measures selected by the grantee (for example, "number of units rented to beneficiaries")

If the Performance Ratio (E) is 1.00, that indicates that the grantee's achievement of performance measures is in balance with the grantee's expenditure of funds. A ratio above 1.00 indicates better performance (relatively more performance measures achieved in relation to funds expended). A ratio below 1.00 indicates relatively poorer performance.

**Summit County, OH NSP-1 Program and Beneficiary Characteristics**

BENEFICIARY INCOME RANGE:	Projected Measures	Actual Measures
Below 50% AMI	30.3%	0.0%
50% AMI to 80% AMI	25.0%	100.0%
80% AMI to 120% AMI	44.7%	0.0%

**Summit County, OH NSP-1 Unit and Beneficiary Goals and Achievements**

NSP-1 ACTIVITY TYPE	Units Goal	Units Achieved	Beneficiary Goal	Beneficiaries Served
Acquisition	0	0	0	0
Clearance	13	0	9	0
Homeownership	0	0	0	0
Land Banking	16	0	0	0
Public Facilities / Economic Development	0	0	0	0
Residential New Construction	9	0	12	0
Residential Rehab	87	2	55	1
Other	0	0	0	0
<b>Total</b>	<b>125</b>	<b>2</b>	<b>76</b>	<b>1</b>

# HUD NSP-1 Reporting

Mar 2010 Grantee Report - Summit County, OH



Summit County, OH NSP-1 Grant Amount is \$3,767,144

\$1,401,865 (37.2%) has been committed

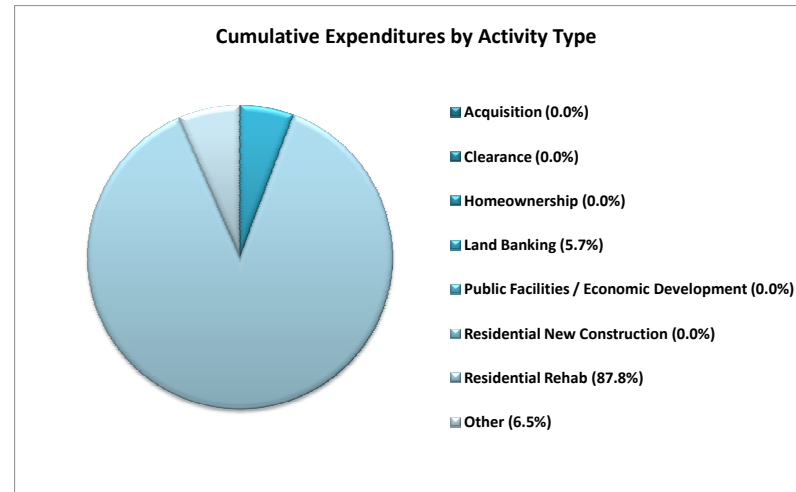
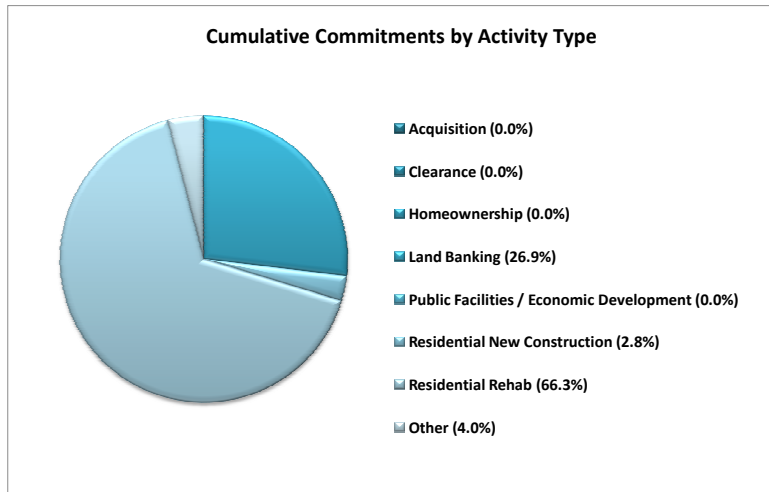
\$979,723 (26.0%) has been expended

## Commitments by Activity Type for Summit County, OH (Cumulative Through 04-02-10)

Acquisition	\$0	0.0%
Clearance	\$0	0.0%
Homeownership	\$0	0.0%
Land Banking	\$376,714	26.9%
Public Facilities / Economic Development	\$0	0.0%
Residential New Construction	\$39,500	2.8%
Residential Rehab	\$929,651	66.3%
Other	\$56,000	4.0%
<b>Cumulative Commitments</b>	<b>\$1,401,865</b>	<b>100.0%</b>

## Expenditures by Activity Type for Summit County, OH (Cumulative Through 04-02-10)

Acquisition	\$0	0.0%
Clearance	\$0	0.0%
Homeownership	\$0	0.0%
Land Banking	\$56,000	5.7%
Public Facilities / Economic Development	\$0	0.0%
Residential New Construction	\$0	0.0%
Residential Rehab	\$859,818	87.8%
Other	\$63,905	6.5%
<b>Cumulative Expenditures</b>	<b>\$979,723</b>	<b>100.0%</b>



Summit County, OH  
 March 2010 Grantee Report (current data are as of 04-05-2010, prior data are as of 03-02-2010)

Region V  
 Columbus FO  
 Ohio