

HUD NSP-1 Reporting

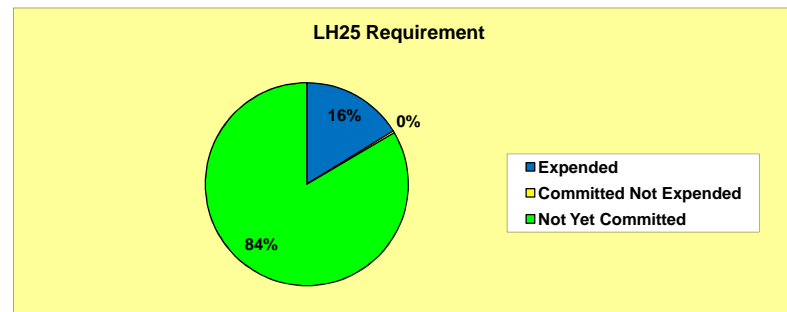
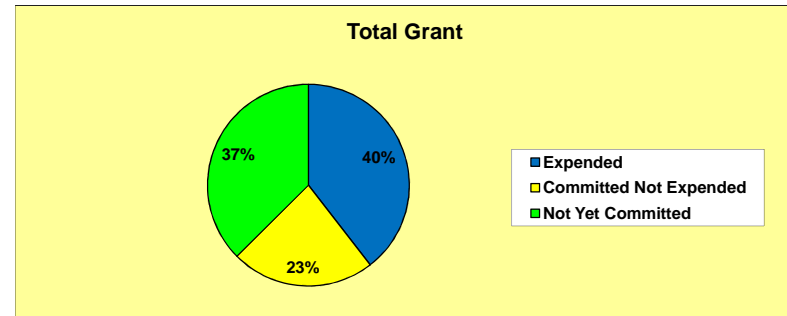
Apr 2010 Grantee Report - Stark County, OH



Stark County, OH NSP-1 Grant Amount is \$4,181,673
 \$2,615,821 (62.6%) has been committed
 \$1,651,842 (39.5%) has been expended

Grant Number: B-08-UN-39-0007
 HUD Region: V
 HUD FO: Columbus FO
 State: Ohio

	Total Grant		LH25* vs. Total Grant	
	Grantee	National Average	Grantee	National Average
Total NSP Funding	\$4,181,673		\$4,181,673	
Cum. Commitments Through Apr	\$2,615,821		\$691,536	
As % of Total Grant	62.6%	50.4%	16.5%	13.9%
Commitments During Apr	\$421,843		\$0	
Monthly Trend Goal for Apr**	\$397,539		\$70,776	
% of April Trend Goal Met	106.1%	54.5%	0.0%	51.2%
Monthly Trend Goal for May - Aug**	\$391,463		\$88,470	
As % of April Trend Goal	98.5%		125.0%	
Expenditures Through Apr	\$1,651,842		\$677,025	
As % of Total Grant	39.5%	21.7%	16.2%	5.2%
Program Income Through Apr	\$0		N/A	
As % of Total Grant	0.0%	0.7%	N/A	

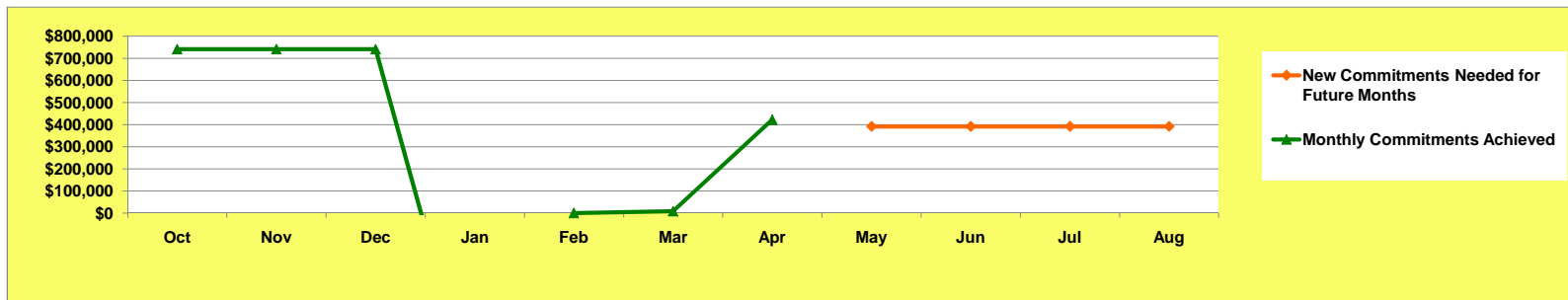


* The LH25 minimum requirement is 25% of the total grant amount, benefitting households with incomes below 50% AMI.

** The trend goal is the average future monthly commitment rate required in order to fully commit the Total Grant (or the LH25 minimum requirement, as applicable) by August 30, 2010

Stark County, OH committed \$421,843 during April and needs to average \$391,463 per month for May through August

Stark County, OH Commitments Trend (Monthly Commitments)



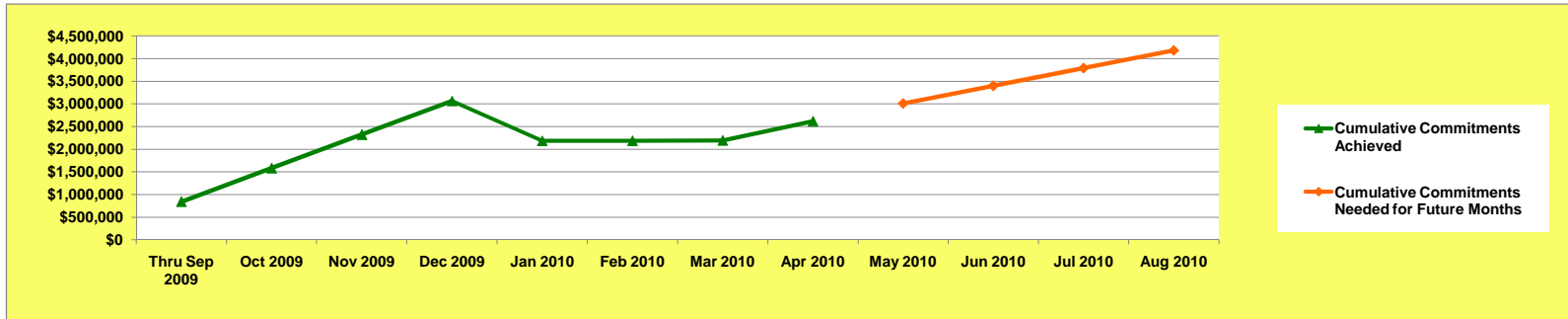
HUD NSP-1 Reporting

Apr 2010 Grantee Report - Stark County, OH

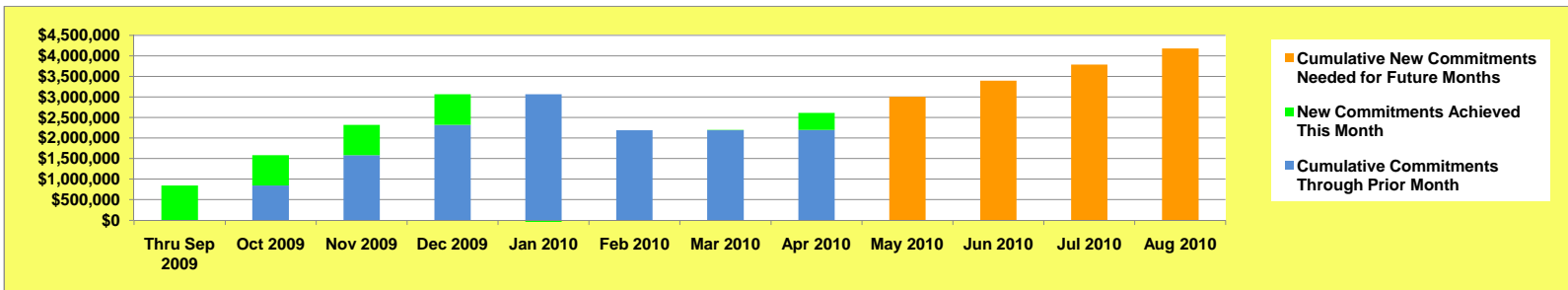


Stark County, OH NSP-1 Grant Amount is \$4,181,673
 \$2,615,821 (62.6%) has been committed
 \$1,651,842 (39.5%) has been expended

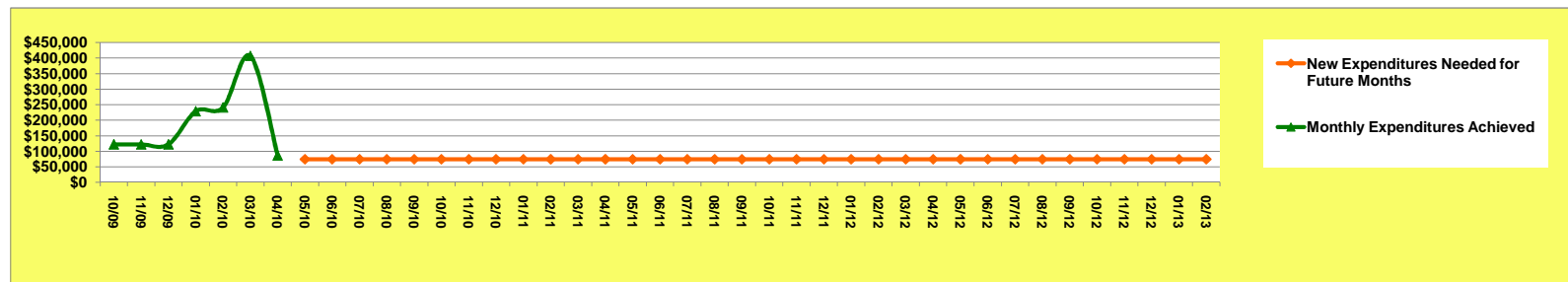
Stark County, OH Commitments Trend (Cumulative Commitments)



Stark County, OH Commitments Versus Total Grant Amount



Stark County, OH Expenditures Trend (Monthly Expenditures)



Stark County, OH expended \$87,095 during April and needs to average \$74,407 per month for May 2010 through February 2013

HUD NSP-1 Reporting

Apr 2010 Grantee Report - Stark County, OH

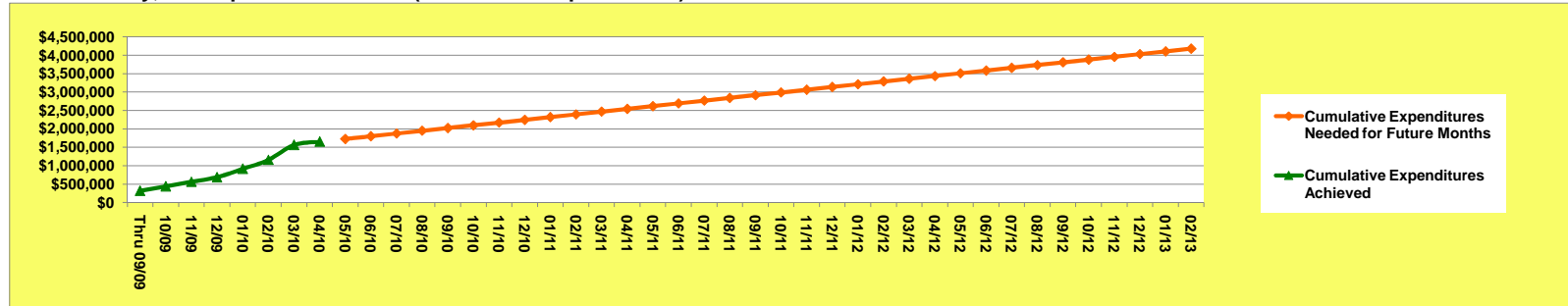


Stark County, OH NSP-1 Grant Amount is \$4,181,673

\$2,615,821 (62.6%) has been committed

\$1,651,842 (39.5%) has been expended

Stark County, OH Expenditures Trend (Cumulative Expenditures)



Summary of NSP-1 Reporting Measures and Performance Ratio for Stark County, OH (Cumulative through 05-01-10)

	(A) Projected Measures	(B) Actual Measures	(C) Percentage (B ÷ A)	(D) % of Grant Expended	(E) Performance Ratio (C ÷ D)
Number of homes / properties	152	10	6.6%	↕	↕
Number of hholds / persons served	77	3	3.9%		
Performance for Grantee:			5.24%	39.50%	0.13
National Average:			26.58%	21.70%	1.22
Above / Below National Average:			Below	Above	Below

(A) is the sum of all unit-denominated measures selected by the grantee (for example, "number of foreclosed homes acquired")
 (B) is the sum of all beneficiary-denominated measures selected by the grantee (for example, "number of units rented to beneficiaries")

If the Performance Ratio (E) is 1.00, that indicates that the grantee's achievement of performance measures is in balance with the grantee's expenditure of funds. A ratio above 1.00 indicates better performance (relatively more performance measures achieved in relation to funds expended). A ratio below 1.00 indicates relatively poorer performance.

Stark County, OH NSP-1 Program and Beneficiary Characteristics

BENEFICIARY INCOME RANGE:	Projected Measures	Actual Measures
Below 50% AMI	15.6%	33.3%
50% AMI to 80% AMI	2.6%	0.0%
80% AMI to 120% AMI	81.8%	66.7%

Stark County, OH NSP-1 Unit and Beneficiary Goals and Achievements

NSP-1 ACTIVITY TYPE	Units Goal	Units Achieved	Beneficiary Goal	Beneficiaries Served
Acquisition	70	8	37	1
Clearance	40	0	0	0
Homeownership	40	2	40	2
Land Banking	0	0	0	0
Public Facilities / Economic Development	0	0	0	0
Residential New Construction	2	0	0	0
Residential Rehab	0	0	0	0
Other	0	0	0	0
Total	152	10	77	3

HUD NSP-1 Reporting

Apr 2010 Grantee Report - Stark County, OH



Stark County, OH NSP-1 Grant Amount is \$4,181,673

\$2,615,821 (62.6%) has been committed

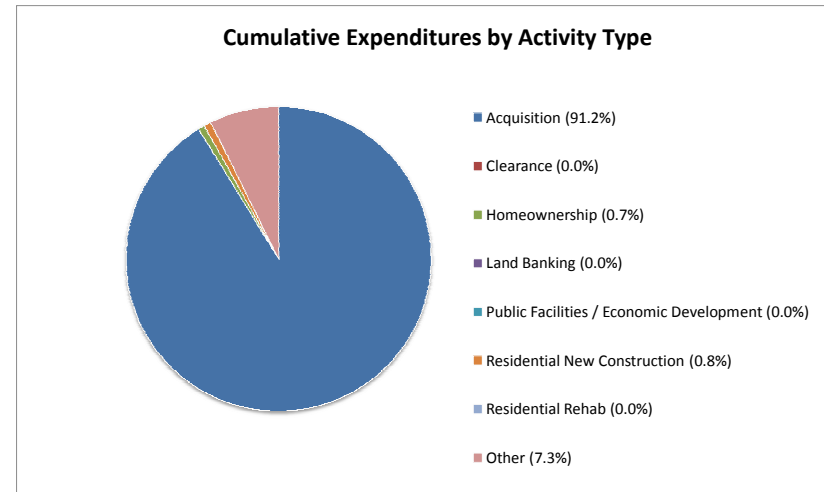
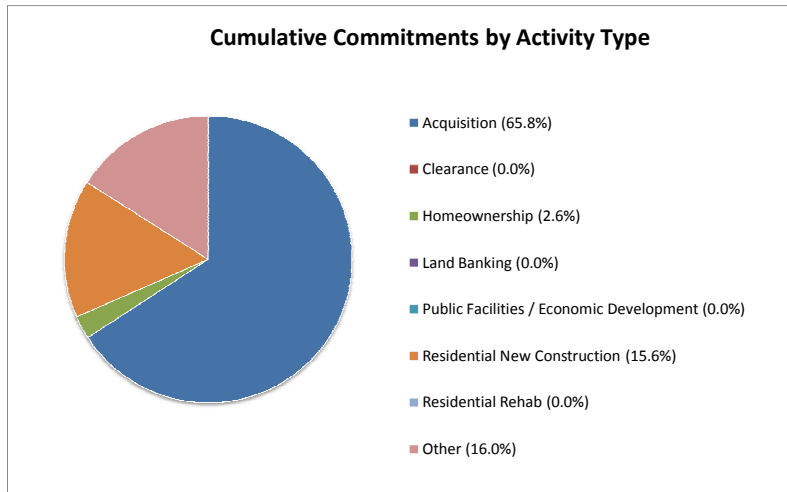
\$1,651,842 (39.5%) has been expended

Commitments by Activity Type for Stark County, OH (Cumulative Through 05-01-10)

Acquisition	\$1,721,449	65.8%
Clearance	\$0	0.0%
Homeownership	\$68,492	2.6%
Land Banking	\$0	0.0%
Public Facilities / Economic Development	\$0	0.0%
Residential New Construction	\$407,713	15.6%
Residential Rehab	\$0	0.0%
Other	\$418,167	16.0%
Cumulative Commitments	\$2,615,821	100.0%

Expenditures by Activity Type for Stark County, OH (Cumulative Through 05-01-10)

Acquisition	\$1,507,300	91.2%
Clearance	\$0	0.0%
Homeownership	\$11,318	0.7%
Land Banking	\$0	0.0%
Public Facilities / Economic Development	\$0	0.0%
Residential New Construction	\$12,500	0.8%
Residential Rehab	\$0	0.0%
Other	\$120,724	7.3%
Cumulative Expenditures	\$1,651,842	100.0%



Stark County, OH
April 2010 Grantee Report (current data are as of 05-01-2010, prior data are as of 04-05-2010)

Region V
Columbus FO
Ohio

—

—

|

|

|

—

—

|

|

|

—

—

|

