

# HUD NSP-1 Reporting

Mar 2010 Grantee Report - Savannah, GA



Savannah, GA NSP-1 Grant Amount is \$2,038,631

\$740,799 (36.3%) has been committed

\$248,544 (12.2%) has been expended

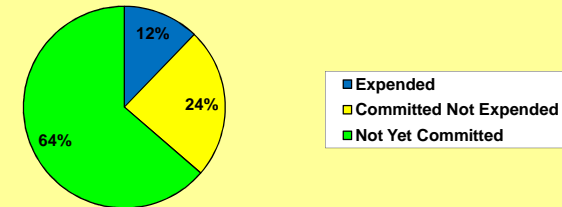
Grant Number B-08-MN-13-0004  
HUD Region IV  
HUD FO Atlanta FO  
State Georgia

	Total Grant		LH25 Requirement	
	Grantee	National Average	Grantee	National Average
Total NSP Funding	\$2,038,631		\$509,658 *	
Cum. Commitments Through Mar	\$740,799		\$216,057	
As % of Total Amount	36.3%	44.3%	42.4%	49.8%
Commitments During Mar	\$21,658		\$216,057	
Monthly Trend Goal for Mar**	\$219,915		\$84,943	
% of March Trend Goal Met	9.8%	77.9%	254.4%	104.3%
Monthly Trend Goal for Apr - Aug**	\$259,566		\$58,720	
As % of March Trend Goal	118.0%		69.1%	
Expenditures Through Mar	\$248,544		\$133,453	
As % of Total Amount	12.2%	19.1%	26.2%	18.5%
Program Income Through Mar	\$0		N/A	
As % of Total Amount	0.0%	0.4%	N/A	

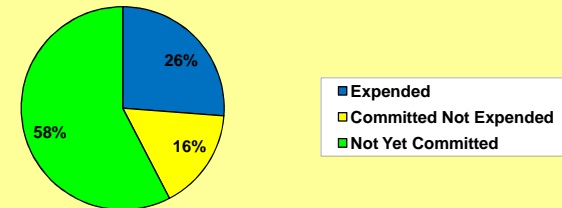
\* The LH25 minimum requirement is 25% of the total grant amount, benefitting households with incomes below 50% AMI.

\*\* The trend goal is the average future monthly commitment rate required in order to fully commit the Total NSP Funding by August 30, 2010

Total Grant

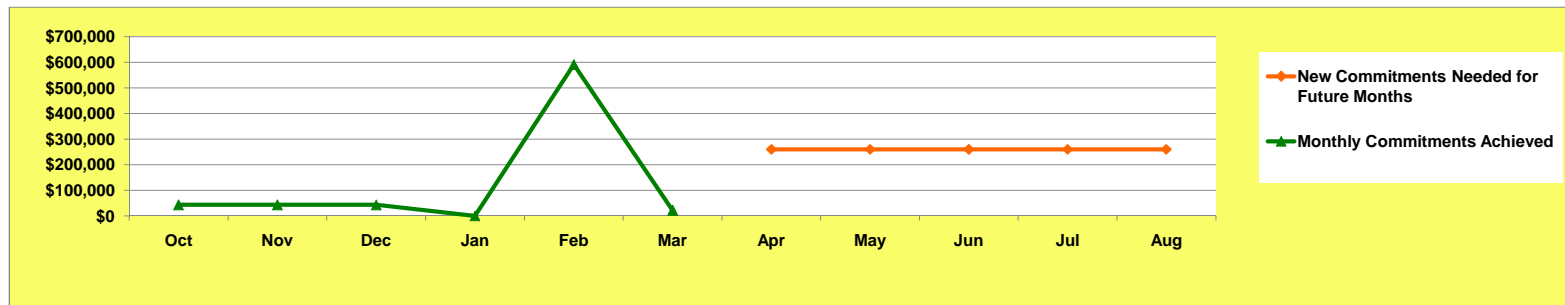


LH25 Requirement



**Savannah, GA committed \$21,658 during March and needs to average \$259,566 per month for April through August**

Savannah, GA Commitments Trend (Monthly Commitments)



Savannah, GA

March 2010 Grantee Report (current data are as of 04-05-2010, prior data are as of 03-02-2010)

Region IV  
Atlanta FO  
Georgia

# HUD NSP-1 Reporting

Mar 2010 Grantee Report - Savannah, GA

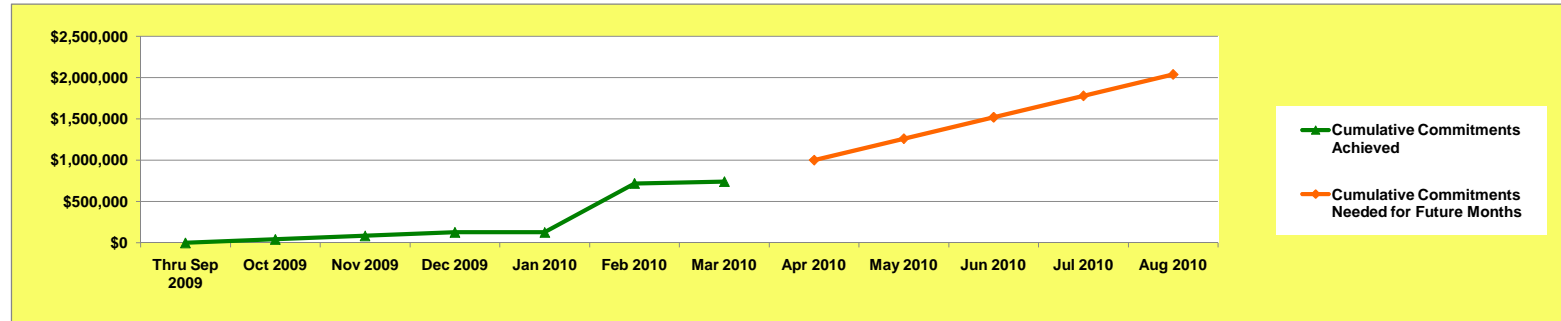


Savannah, GA NSP-1 Grant Amount is \$2,038,631

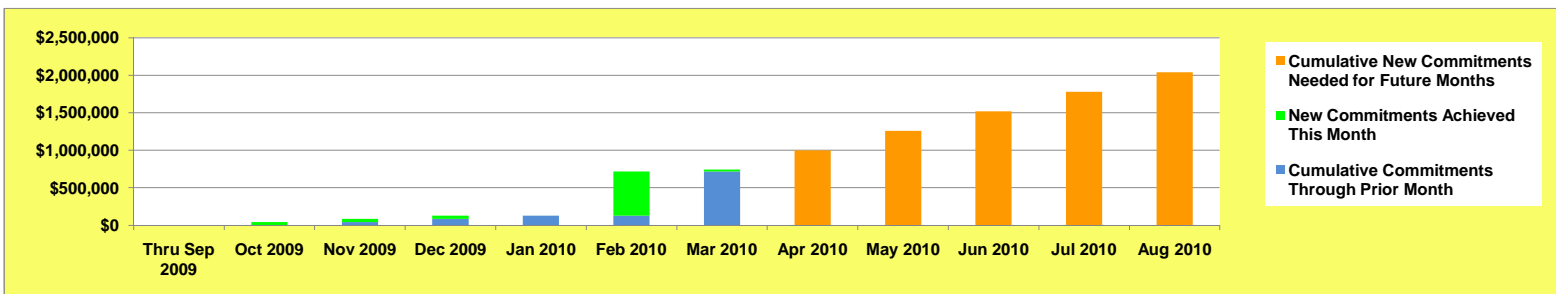
\$740,799 (36.3%) has been committed

\$248,544 (12.2%) has been expended

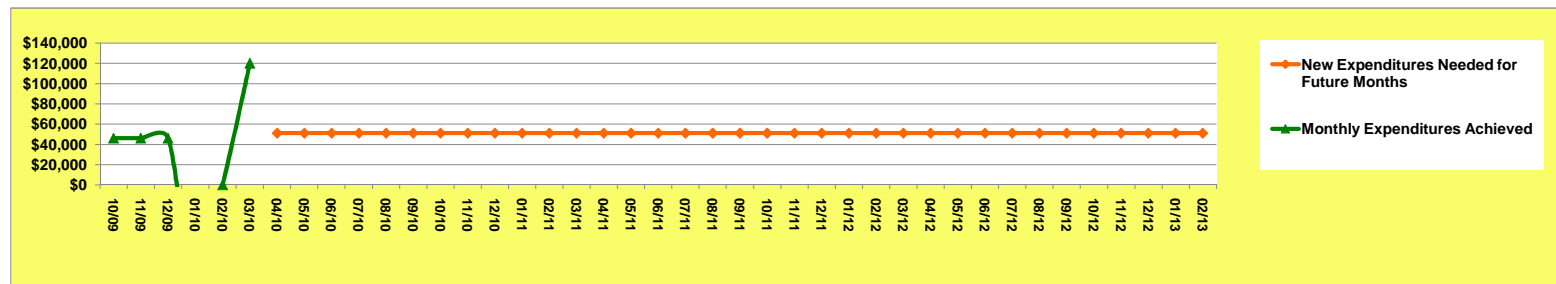
**Savannah, GA Commitments Trend (Cumulative Commitments)**



**Savannah, GA Commitments Versus Total Grant Amount**



**Savannah, GA Expenditures Trend (Monthly Expenditures)**



Savannah, GA expended \$120,194 during March and needs to average \$51,145 per month for April 2010 through February 2013

# HUD NSP-1 Reporting

Mar 2010 Grantee Report - Savannah, GA

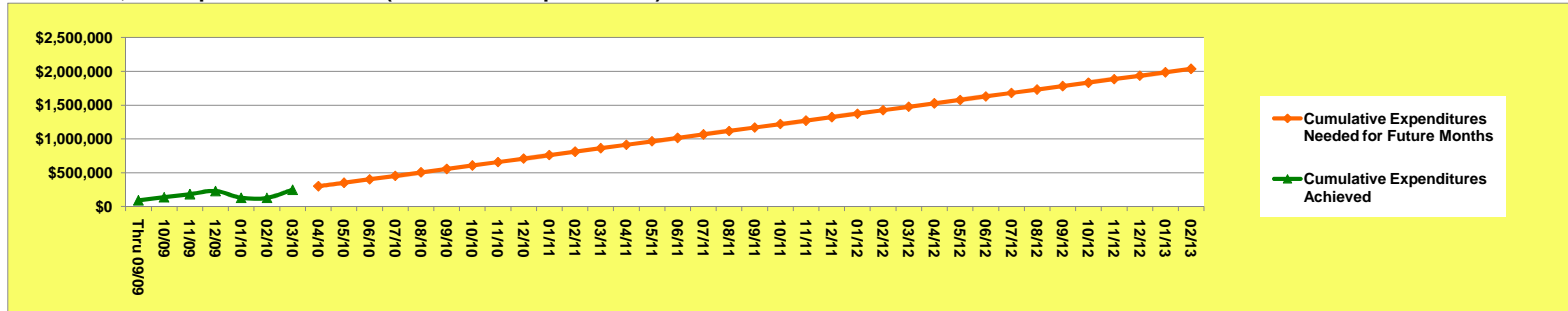


Savannah, GA NSP-1 Grant Amount is \$2,038,631

\$740,799 (36.3%) has been committed

\$248,544 (12.2%) has been expended

Savannah, GA Expenditures Trend (Cumulative Expenditures)



Summary of NSP-1 Reporting Measures and Performance Ratio for Savannah, GA (Cumulative through 04-06-10)

	(A) Projected Measures	(B) Actual Measures	(C) Percentage (B ÷ A)	(D) % of Grant Expended	(E) Performance Ratio (C ÷ D)
Number of homes / properties	75	25	33.3%		
Number of hholds / persons served	63	0	0.0%		
	<b>Performance for Grantee:</b>		<b>16.67%</b>	<b>12.19%</b>	<b>1.37</b>
	<b>National Average:</b>		<b>21.99%</b>	<b>19.06%</b>	<b>1.15</b>
	<b>Above / Below National Average:</b>		<b>Below</b>	<b>Below</b>	<b>Above</b>

(A) is the sum of all unit-denominated measures selected by the grantee (for example, "number of foreclosed homes acquired")

(B) Is the sum of all beneficiary-denominated measures selected by the grantee (for example, "number of units rented to beneficiaries")

If the Performance Ratio (E) is 1.00, that indicates that the grantee's achievement of performance measures is in balance with the grantee's expenditure of funds. A ratio above 1.00 indicates better performance (relatively more performance measures achieved in relation to funds expended). A ratio below 1.00 indicates relatively poorer performance.

Savannah, GA NSP-1 Program and Beneficiary Characteristics

	Projected Measures	Actual Measures
BENEFICIARY INCOME RANGE:		
Below 50% AMI	6.3%	0.0%
50% AMI to 80% AMI	93.7%	0.0%
80% AMI to 120% AMI	0.0%	0.0%

Savannah, GA NSP-1 Unit and Beneficiary Goals and Achievements

NSP-1 ACTIVITY TYPE	Units Goal	Units Achieved	Beneficiary Goal	Beneficiaries Served
Acquisition	20	4	10	0
Clearance	0	0	0	0
Homeownership	0	0	0	0
Land Banking	42	18	40	0
Public Facilities / Economic Development	0	0	0	0
Residential New Construction	0	0	0	0
Residential Rehab	13	3	13	0
Other	0	0	0	0
<b>Total</b>	<b>75</b>	<b>25</b>	<b>63</b>	<b>0</b>

# HUD NSP-1 Reporting

Mar 2010 Grantee Report - Savannah, GA



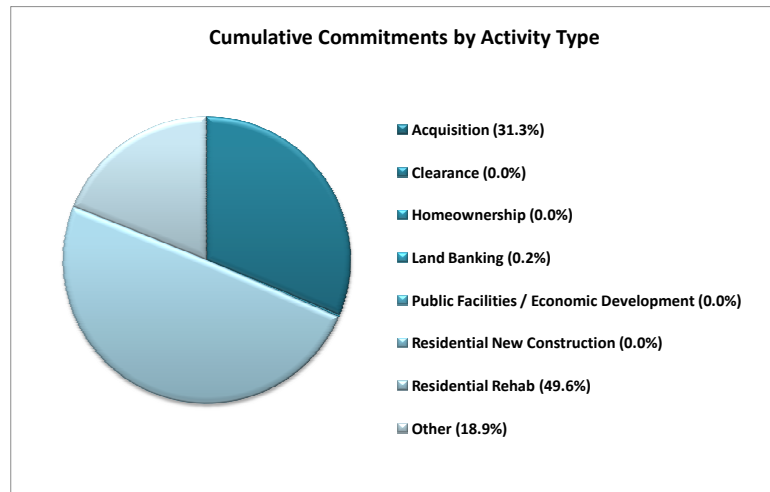
Savannah, GA NSP-1 Grant Amount is \$2,038,631

\$740,799 (36.3%) has been committed

\$248,544 (12.2%) has been expended

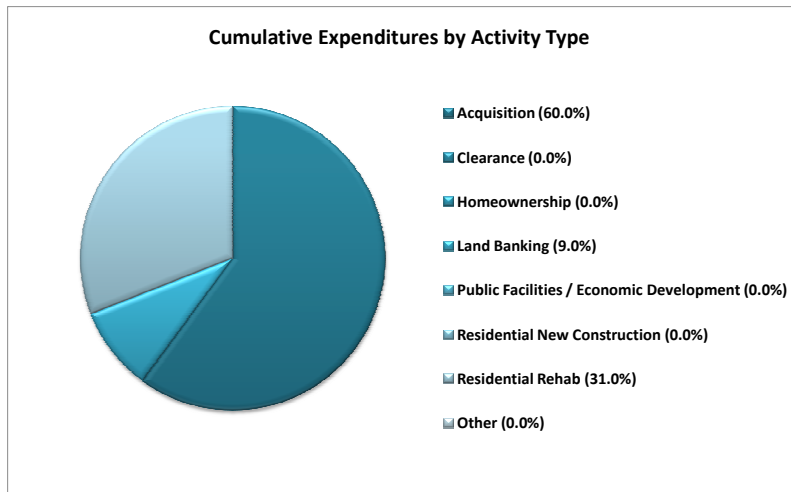
## Commitments by Activity Type for Savannah, GA (Cumulative Through 04-02-10)

Acquisition	\$231,785	31.3%
Clearance	\$0	0.0%
Homeownership	\$0	0.0%
Land Banking	\$1,381	0.2%
Public Facilities / Economic Development	\$0	0.0%
Residential New Construction	\$0	0.0%
Residential Rehab	\$367,633	49.6%
Other	\$140,000	18.9%
<b>Cumulative Commitments</b>	<b>\$740,799</b>	<b>100.0%</b>



## Expenditures by Activity Type for Savannah, GA (Cumulative Through 04-02-10)

Acquisition	\$149,180	60.0%
Clearance	\$0	0.0%
Homeownership	\$0	0.0%
Land Banking	\$22,250	9.0%
Public Facilities / Economic Development	\$0	0.0%
Residential New Construction	\$0	0.0%
Residential Rehab	\$77,114	31.0%
Other	\$0	0.0%
<b>Cumulative Expenditures</b>	<b>\$248,544</b>	<b>100.0%</b>



Savannah, GA  
March 2010 Grantee Report (current data are as of 04-05-2010, prior data are as of 03-02-2010)

Region IV  
Atlanta FO  
Georgia