

HUD NSP-1 Reporting

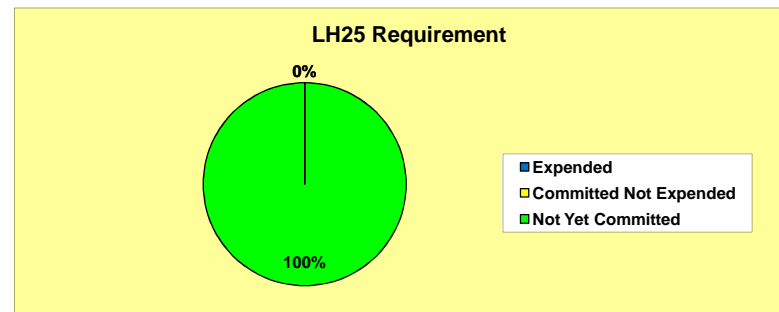
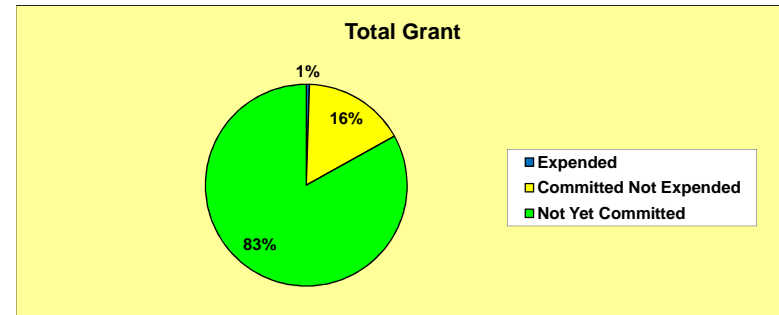


Orange County, NY NSP-1 Grant Amount is \$2,163,744
 \$366,374 (16.9%) has been committed
 \$10,450 (0.5%) has been expended

Mar 2010 Grantee Report - Orange County, NY

Grant Number B-08-UN-36-0102
 HUD Region II
 HUD FO New York FO
 State New York

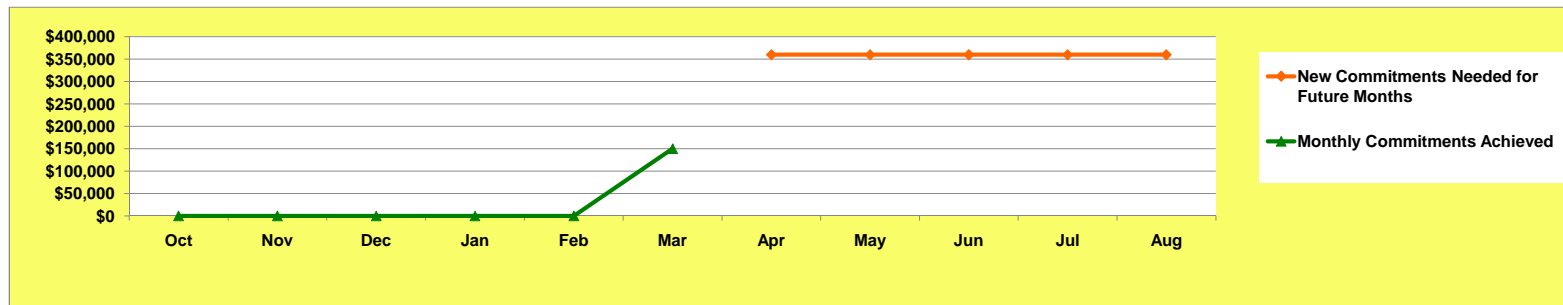
| | Total Grant | | LH25 Requirement | |
|--|--------------------|------------------|------------------|------------------|
| | Grantee | National Average | Grantee | National Average |
| Total NSP Funding | \$2,163,744 | | \$540,936 * | |
| Cum. Commitments Through Mar As % of Total Amount | \$366,374 16.9% | 44.3% | \$0 0.0% | 49.8% |
| Commitments During Mar | \$150,000 | | \$0 | |
| Monthly Trend Goal for Mar** | \$324,562 | | \$90,156 | |
| % of March Trend Goal Met | 46.2% | 77.9% | 0.0% | 104.3% |
| Monthly Trend Goal for Apr - Aug** | \$359,474 | | \$108,187 | |
| As % of March Trend Goal | 110.8% | | 120.0% | |
| Expenditures Through Mar As % of Total Amount | \$10,450 0.5% | 19.1% | \$0 0.0% | 18.5% |
| Program Income Through Mar As % of Total Amount | \$0 0.0% | 0.4% | N/A N/A | |



* The LH25 minimum requirement is 25% of the total grant amount, benefitting households with incomes below 50% AMI.
 ** The trend goal is the average future monthly commitment rate required in order to fully commit the Total NSP Funding by August 30, 2010

Orange County, NY committed \$150,000 during March and needs to average \$359,474 per month for April through August

Orange County, NY Commitments Trend (Monthly Commitments)



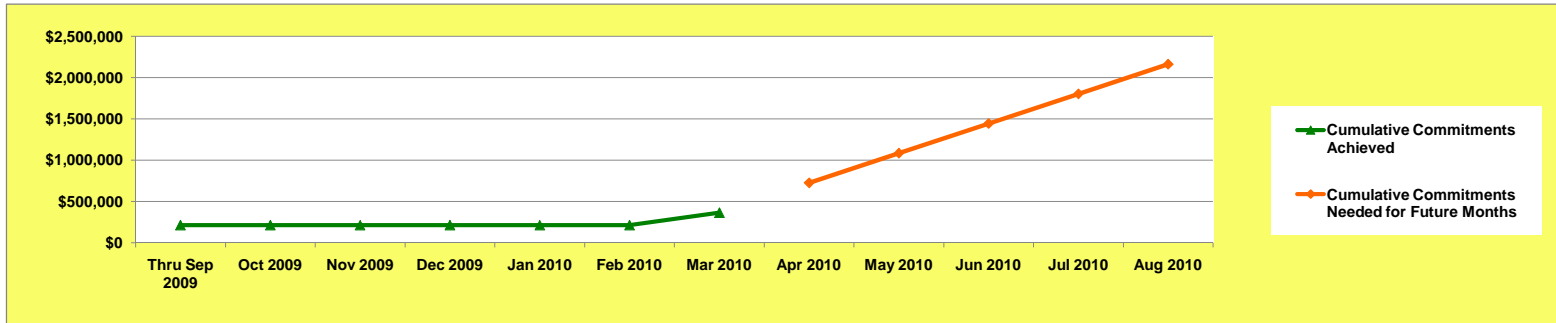
HUD NSP-1 Reporting

Mar 2010 Grantee Report - Orange County, NY

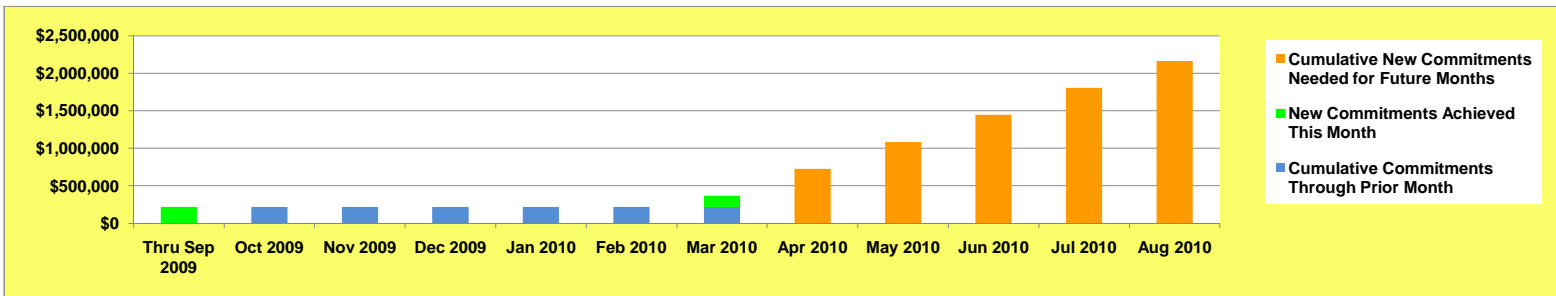


Orange County, NY NSP-1 Grant Amount is \$2,163,744
 \$366,374 (16.9%) has been committed
 \$10,450 (0.5%) has been expended

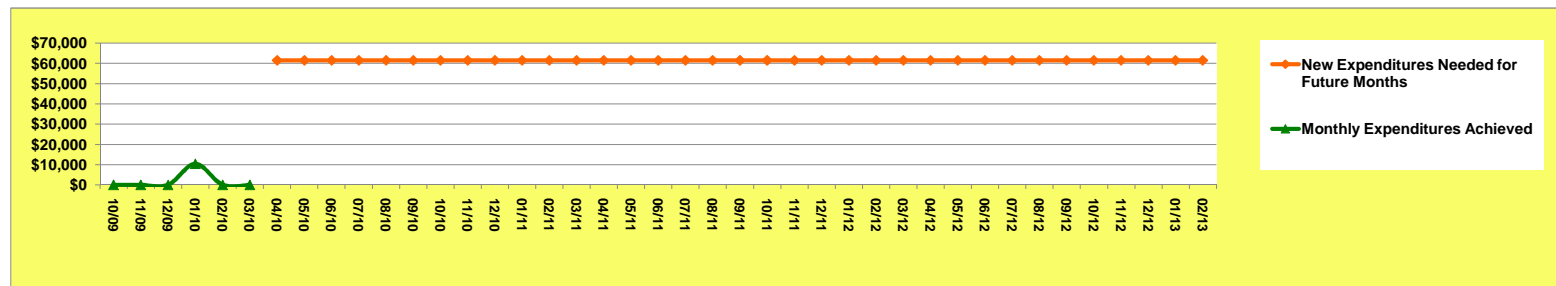
Orange County, NY Commitments Trend (Cumulative Commitments)



Orange County, NY Commitments Versus Total Grant Amount



Orange County, NY Expenditures Trend (Monthly Expenditures)



Orange County, NY expended zero during March and needs to average \$61,523 per month for April 2010 through February 2013

HUD NSP-1 Reporting

Mar 2010 Grantee Report - Orange County, NY

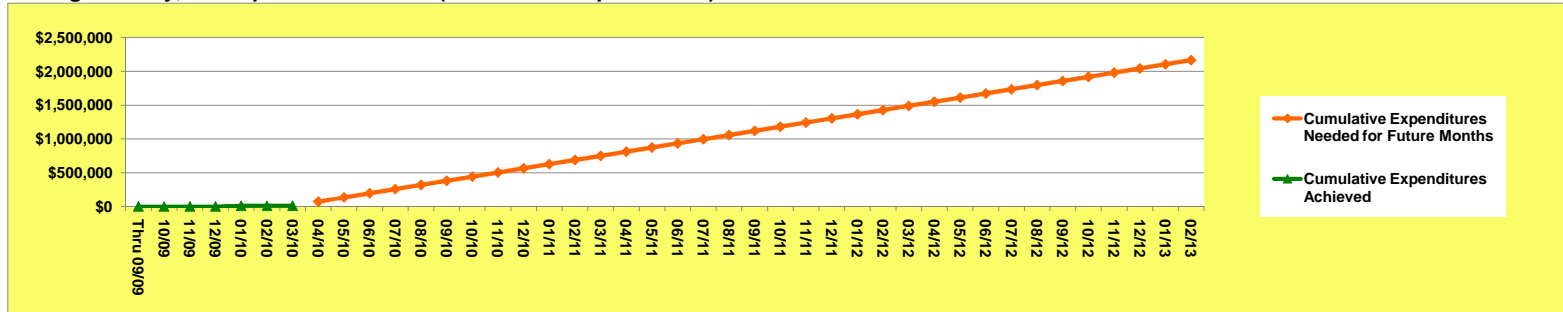


Orange County, NY NSP-1 Grant Amount is \$2,163,744

\$366,374 (16.9%) has been committed

\$10,450 (0.5%) has been expended

Orange County, NY Expenditures Trend (Cumulative Expenditures)



Summary of NSP-1 Reporting Measures and Performance Ratio for Orange County, NY (Cumulative through 04-06-10)

| | (A) Projected Measures | (B) Actual Measures | (C) Percentage (B ÷ A) | (D) % of Grant Expended | (E) Performance Ratio (C ÷ D) | |
|--|------------------------|---------------------|------------------------|-------------------------|-------------------------------|---|
| Number of homes / properties | 18 | 0 | 0.0% | ↕ | ↕ | <p>(A) is the sum of all unit-denominated measures selected by the grantee (for example, "number of foreclosed homes acquired")</p> <p>(B) is the sum of all beneficiary-denominated measures selected by the grantee (for example, "number of units rented to beneficiaries")</p> <p>If the Performance Ratio (E) is 1.00, that indicates that the grantee's achievement of performance measures is in balance with the grantee's expenditure of funds. A ratio above 1.00 indicates better performance (relatively more performance measures achieved in relation to funds expended). A ratio below 1.00 indicates relatively poorer performance.</p> |
| Number of hholds / persons served | 25 | 0 | 0.0% | | | |
| Performance for Grantee: | | | 0.00% | 0.48% | 0.00 | |
| National Average: | | | 21.99% | 19.06% | 1.15 | |
| Above / Below National Average: | | | Below | Below | Below | |

Orange County, NY NSP-1 Program and Beneficiary Characteristics

| BENEFICIARY INCOME RANGE: | Projected Measures | Actual Measures |
|---------------------------|--------------------|-----------------|
| Below 50% AMI | 0.0% | 0.0% |
| 50% AMI to 80% AMI | 0.0% | 0.0% |
| 80% AMI to 120% AMI | 100.0% | 0.0% |

Orange County, NY NSP-1 Unit and Beneficiary Goals and Achievements

| NSP-1 ACTIVITY TYPE | Units Goal | Units Achieved | Beneficiary Goal | Beneficiaries Served |
|--|------------|----------------|------------------|----------------------|
| Acquisition | 18 | 0 | 25 | 0 |
| Clearance | 0 | 0 | 0 | 0 |
| Homeownership | 0 | 0 | 0 | 0 |
| Land Banking | 0 | 0 | 0 | 0 |
| Public Facilities / Economic Development | 0 | 0 | 0 | 0 |
| Residential New Construction | 0 | 0 | 0 | 0 |
| Residential Rehab | 0 | 0 | 0 | 0 |
| Other | 0 | 0 | 0 | 0 |
| Total | 18 | 0 | 25 | 0 |

HUD NSP-1 Reporting

Mar 2010 Grantee Report - Orange County, NY



Orange County, NY NSP-1 Grant Amount is \$2,163,744

\$366,374 (16.9%) has been committed

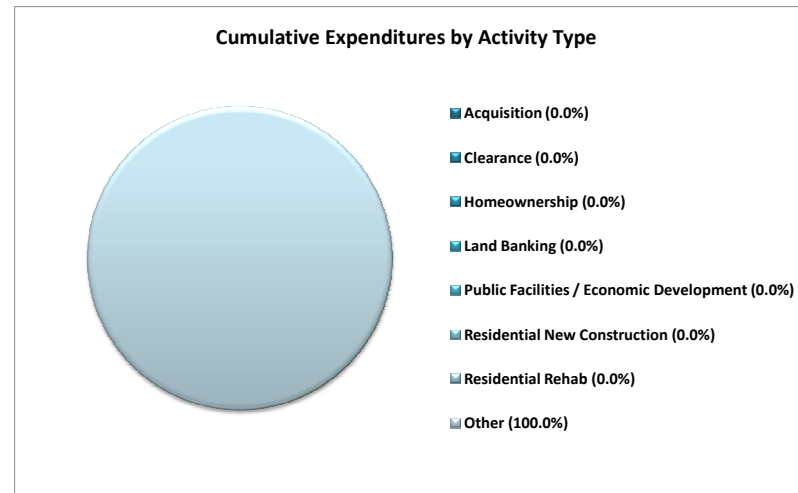
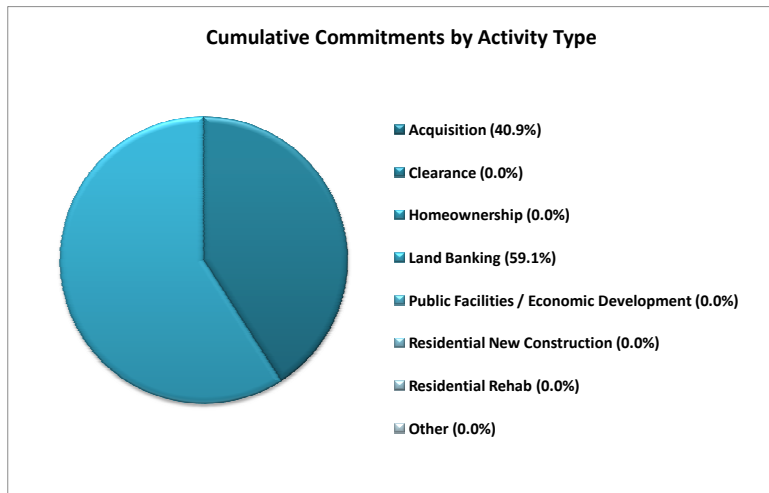
\$10,450 (0.5%) has been expended

Commitments by Activity Type for Orange County, NY (Cumulative Through 04-02-10)

| | | |
|--|------------------|---------------|
| Acquisition | \$150,000 | 40.9% |
| Clearance | \$0 | 0.0% |
| Homeownership | \$0 | 0.0% |
| Land Banking | \$216,374 | 59.1% |
| Public Facilities / Economic Development | \$0 | 0.0% |
| Residential New Construction | \$0 | 0.0% |
| Residential Rehab | \$0 | 0.0% |
| Other | \$0 | 0.0% |
| Cumulative Commitments | \$366,374 | 100.0% |

Expenditures by Activity Type for Orange County, NY (Cumulative Through 04-02-10)

| | | |
|--|-----------------|---------------|
| Acquisition | \$0 | 0.0% |
| Clearance | \$0 | 0.0% |
| Homeownership | \$0 | 0.0% |
| Land Banking | \$0 | 0.0% |
| Public Facilities / Economic Development | \$0 | 0.0% |
| Residential New Construction | \$0 | 0.0% |
| Residential Rehab | \$0 | 0.0% |
| Other | \$10,450 | 100.0% |
| Cumulative Expenditures | \$10,450 | 100.0% |



Orange County, NY
March 2010 Grantee Report (current data are as of 04-05-2010, prior data are as of 03-02-2010)

Region II
New York FO
New York