

HUD NSP-1 Reporting

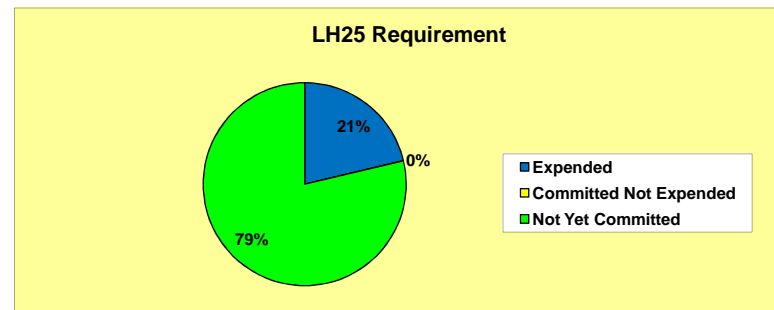
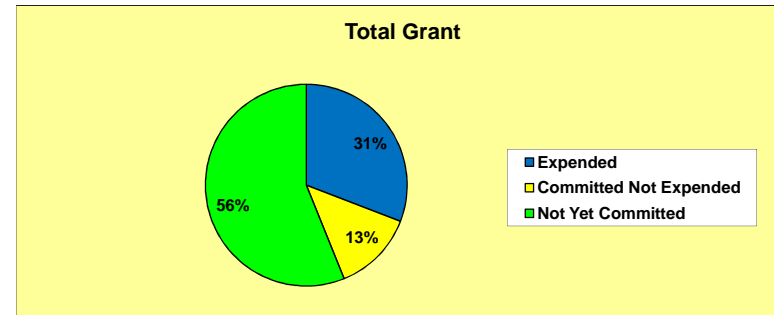


Middletown, OH NSP-1 Grant Amount is \$2,144,379
 \$941,352 (43.9%) has been committed
 \$661,447 (30.8%) has been expended

Mar 2010 Grantee Report - Middletown, OH

Grant Number B-08-MN-39-0011
 HUD Region V
 HUD FO Columbus FO
 State Ohio

	Total Grant		LH25 Requirement	
	Grantee	National Average	Grantee	National Average
Total NSP Funding	\$2,144,379		\$536,095 *	
Cum. Commitments Through Mar As % of Total Amount	\$941,352 43.9%	44.3%	\$114,223 21.3%	49.8%
Commitments During Mar	\$60,869		\$48,798	
Monthly Trend Goal for Mar**	\$210,649		\$78,445	
% of March Trend Goal Met	28.9%	77.9%	62.2%	104.3%
Monthly Trend Goal for Apr - Aug**	\$240,605		\$84,374	
As % of March Trend Goal	114.2%		107.6%	
Expenditures Through Mar As % of Total Amount	\$661,447 30.8%	19.1%	\$114,051 21.3%	18.5%
Program Income Through Mar As % of Total Amount	\$3,679 0.2%	0.4%	N/A N/A	

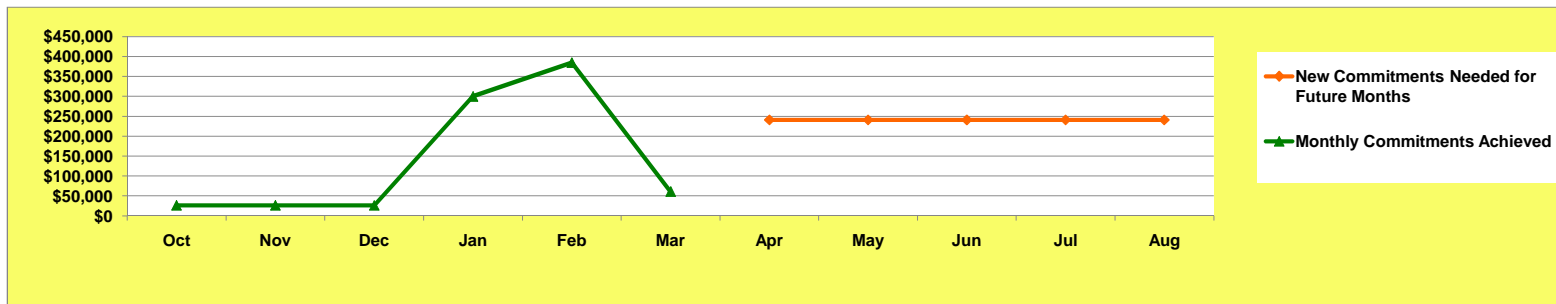


* The LH25 minimum requirement is 25% of the total grant amount, benefitting households with incomes below 50% AMI.

** The trend goal is the average future monthly commitment rate required in order to fully commit the Total NSP Funding by August 30, 2010

Middletown, OH committed \$60,869 during March and needs to average \$240,605 per month for April through August

Middletown, OH Commitments Trend (Monthly Commitments)



HUD NSP-1 Reporting

Mar 2010 Grantee Report - Middletown, OH

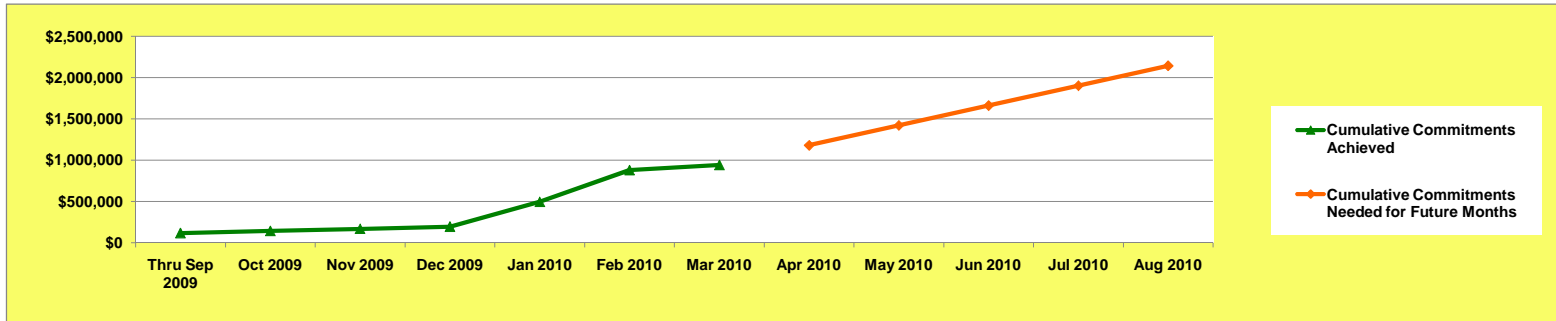


Middletown, OH NSP-1 Grant Amount is \$2,144,379

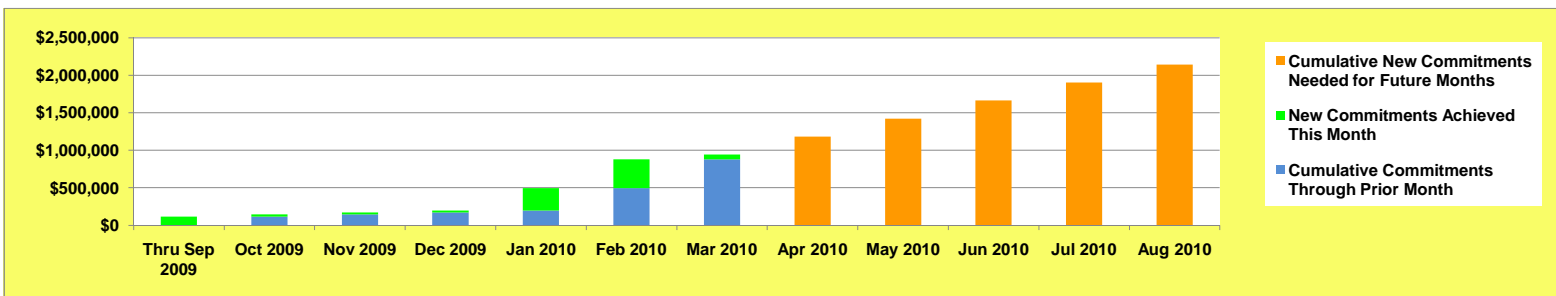
\$941,352 (43.9%) has been committed

\$661,447 (30.8%) has been expended

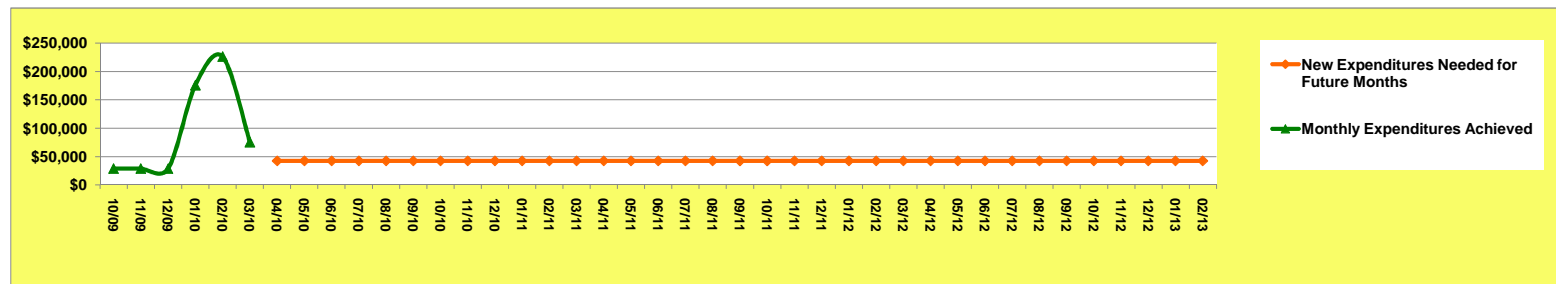
Middletown, OH Commitments Trend (Cumulative Commitments)



Middletown, OH Commitments Versus Total Grant Amount



Middletown, OH Expenditures Trend (Monthly Expenditures)



Middletown, OH expended \$75,511 during March and needs to average \$42,369 per month for April 2010 through February 2013

HUD NSP-1 Reporting

Mar 2010 Grantee Report - Middletown, OH

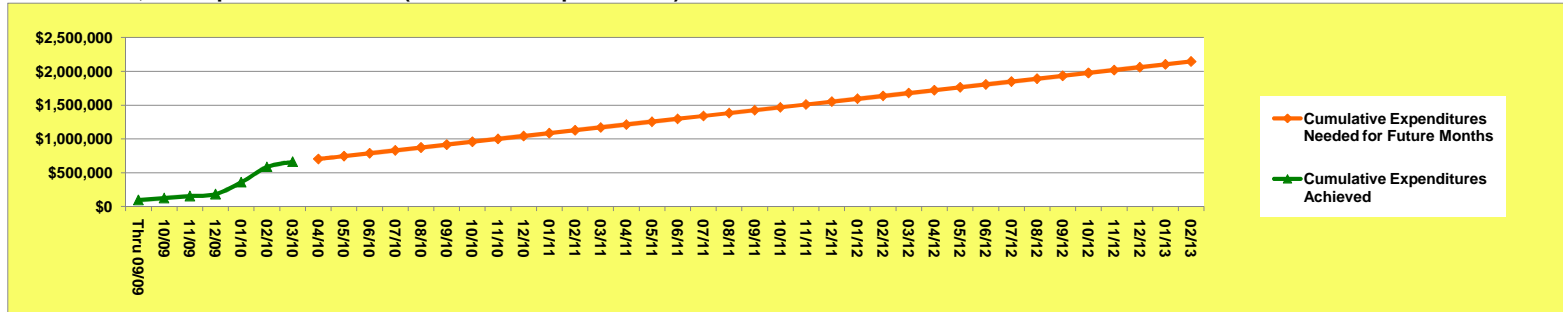


Middletown, OH NSP-1 Grant Amount is \$2,144,379

\$941,352 (43.9%) has been committed

\$661,447 (30.8%) has been expended

Middletown, OH Expenditures Trend (Cumulative Expenditures)



Summary of NSP-1 Reporting Measures and Performance Ratio for Middletown, OH (Cumulative through 04-06-10)

	(A) Projected Measures	(B) Actual Measures	(C) Percentage (B ÷ A)	(D) % of Grant Expended	(E) Performance Ratio (C ÷ D)	
Number of homes / properties	175	78	44.6%	↕	↕	<p>(A) is the sum of all unit-denominated measures selected by the grantee (for example, "number of foreclosed homes acquired")</p> <p>(B) is the sum of all beneficiary-denominated measures selected by the grantee (for example, "number of units rented to beneficiaries")</p> <p>If the Performance Ratio (E) is 1.00, that indicates that the grantee's achievement of performance measures is in balance with the grantee's expenditure of funds. A ratio above 1.00 indicates better performance (relatively more performance measures achieved in relation to funds expended). A ratio below 1.00 indicates relatively poorer performance.</p>
Number of hholds / persons served	214	79	36.9%			
Performance for Grantee:			40.74%	30.85%	1.32	
National Average:			21.99%	19.06%	1.15	
Above / Below National Average:			Above	Above	Above	

Middletown, OH NSP-1 Program and Beneficiary Characteristics

BENEFICIARY INCOME RANGE:	Projected Measures	Actual Measures
Below 50% AMI	5.1%	0.0%
50% AMI to 80% AMI	93.9%	100.0%
80% AMI to 120% AMI	0.9%	0.0%

Middletown, OH NSP-1 Unit and Beneficiary Goals and Achievements

NSP-1 ACTIVITY TYPE	Units Goal	Units Achieved	Beneficiary Goal	Beneficiaries Served
Acquisition	0	0	0	0
Clearance	125	78	180	79
Homeownership	0	0	0	0
Land Banking	0	0	0	0
Public Facilities / Economic Development	0	0	0	0
Residential New Construction	0	0	0	0
Residential Rehab	50	0	34	0
Other	0	0	0	0
Total	175	78	214	79

HUD NSP-1 Reporting

Mar 2010 Grantee Report - Middletown, OH



Middletown, OH NSP-1 Grant Amount is \$2,144,379

\$941,352 (43.9%) has been committed

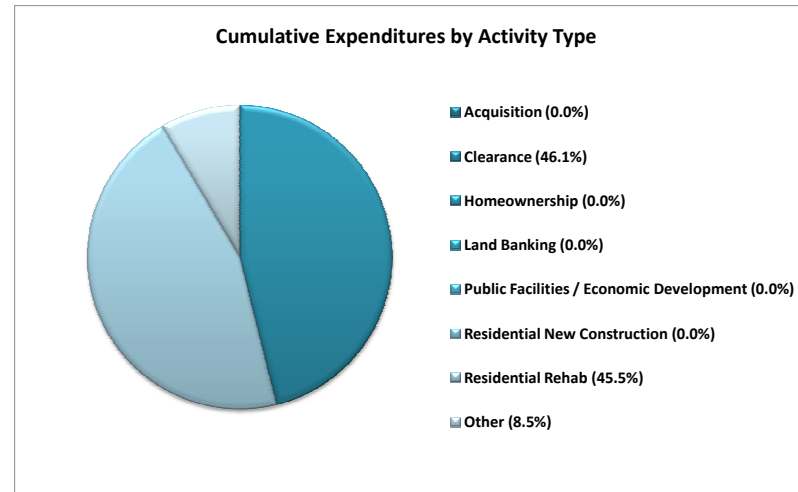
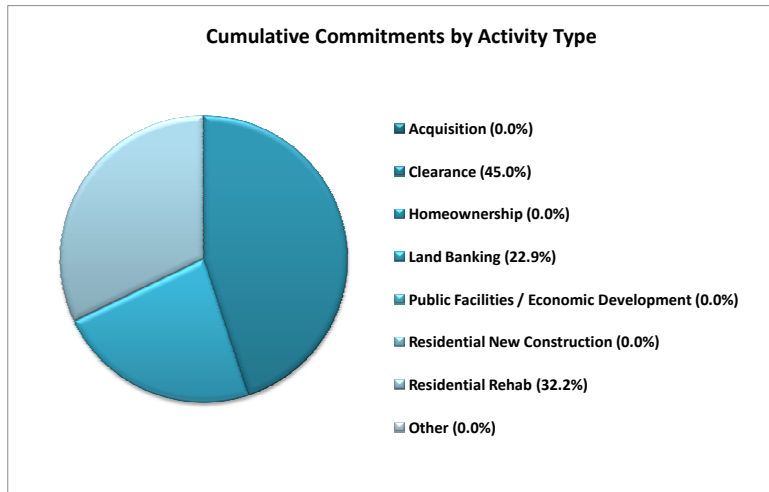
\$661,447 (30.8%) has been expended

Commitments by Activity Type for Middletown, OH (Cumulative Through 04-02-10)

Acquisition	\$0	0.0%
Clearance	\$421,488	45.0%
Homeownership	\$0	0.0%
Land Banking	\$214,437	22.9%
Public Facilities / Economic Development	\$0	0.0%
Residential New Construction	\$0	0.0%
Residential Rehab	\$301,748	32.2%
Other	\$0	0.0%
Cumulative Commitments	\$937,673	100.0%

Expenditures by Activity Type for Middletown, OH (Cumulative Through 04-02-10)

Acquisition	\$0	0.0%
Clearance	\$304,892	46.1%
Homeownership	\$0	0.0%
Land Banking	\$0	0.0%
Public Facilities / Economic Development	\$0	0.0%
Residential New Construction	\$0	0.0%
Residential Rehab	\$300,637	45.5%
Other	\$55,919	8.5%
Cumulative Expenditures	\$661,447	100.0%



Middletown, OH
 March 2010 Grantee Report (current data are as of 04-05-2010, prior data are as of 03-02-2010)

Region V
 Columbus FO
 Ohio