

HUD NSP-1 Reporting



Margate, FL NSP-1 Grant Amount is \$2,106,555

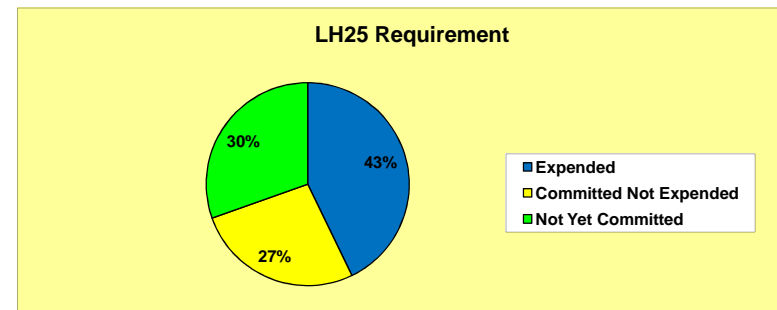
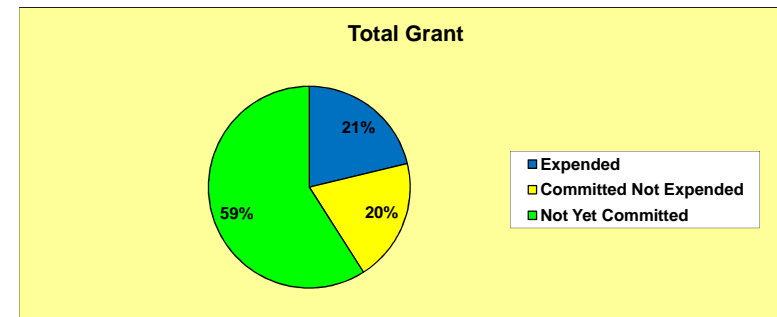
\$863,101 (41.0%) has been committed

\$447,522 (21.2%) has been expended

Mar 2010 Grantee Report - Margate, FL

Grant Number B-08-MN-12-0015
 HUD Region IV
 HUD FO Miami FO
 State Florida

	Total Grant		LH25 Requirement	
	Grantee	National Average	Grantee	National Average
Total NSP Funding	\$2,106,555		\$526,639 *	
Cum. Commitments Through Mar As % of Total Amount	\$863,101 41.0%	44.3%	\$366,486 69.6%	49.8%
Commitments During Mar	\$319,161		\$335,242	
Monthly Trend Goal for Mar**	\$260,436		\$82,566	
% of March Trend Goal Met	122.5%	77.9%	406.0%	104.3%
Monthly Trend Goal for Apr - Aug**	\$248,691		\$32,031	
As % of March Trend Goal	95.5%		38.8%	
Expenditures Through Mar As % of Total Amount	\$447,522 21.2%	19.1%	\$225,511 42.8%	18.5%
Program Income Through Mar As % of Total Amount	\$0 0.0%	0.4%	N/A N/A	

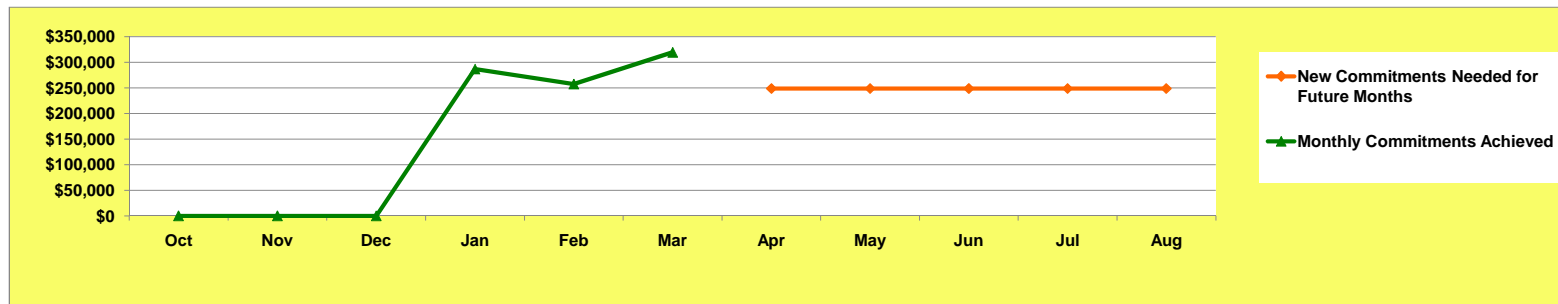


* The LH25 minimum requirement is 25% of the total grant amount, benefitting households with incomes below 50% AMI.

** The trend goal is the average future monthly commitment rate required in order to fully commit the Total NSP Funding by August 30, 2010

Margate, FL committed \$319,161 during March and needs to average \$248,691 per month for April through August

Margate, FL Commitments Trend (Monthly Commitments)



HUD NSP-1 Reporting

Mar 2010 Grantee Report - Margate, FL

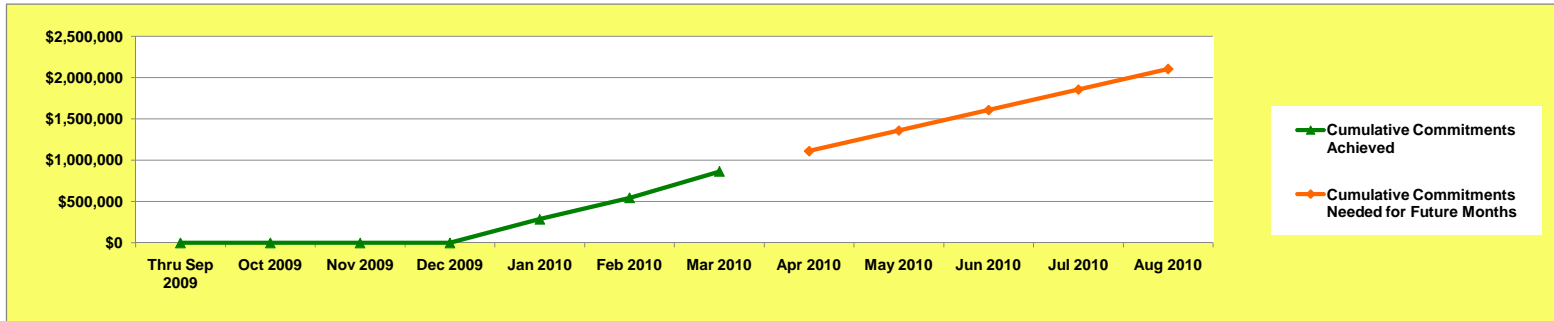


Margate, FL NSP-1 Grant Amount is \$2,106,555

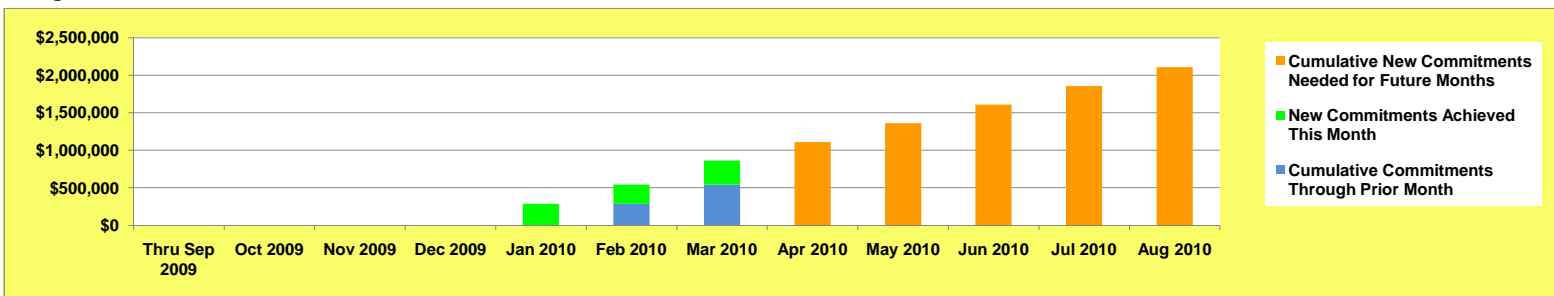
\$863,101 (41.0%) has been committed

\$447,522 (21.2%) has been expended

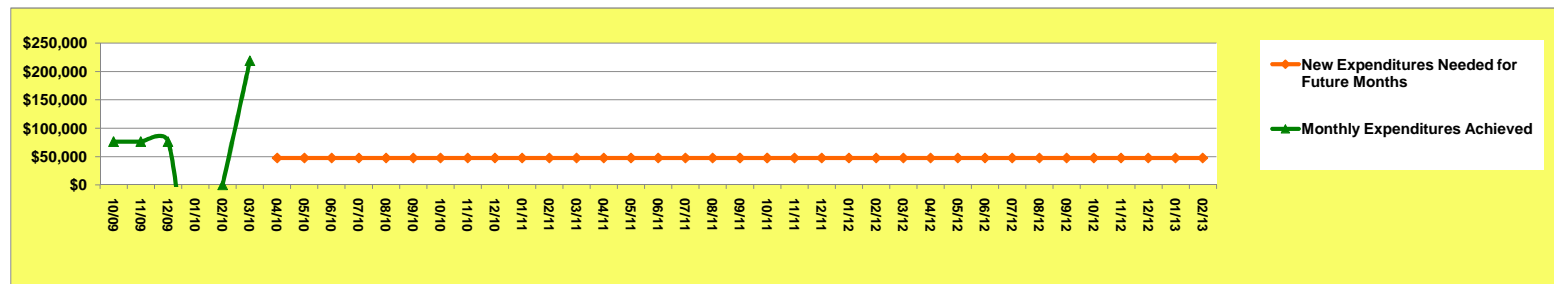
Margate, FL Commitments Trend (Cumulative Commitments)



Margate, FL Commitments Versus Total Grant Amount



Margate, FL Expenditures Trend (Monthly Expenditures)



Margate, FL expended \$218,787 during March and needs to average \$47,401 per month for April 2010 through February 2013

HUD NSP-1 Reporting

Mar 2010 Grantee Report - Margate, FL

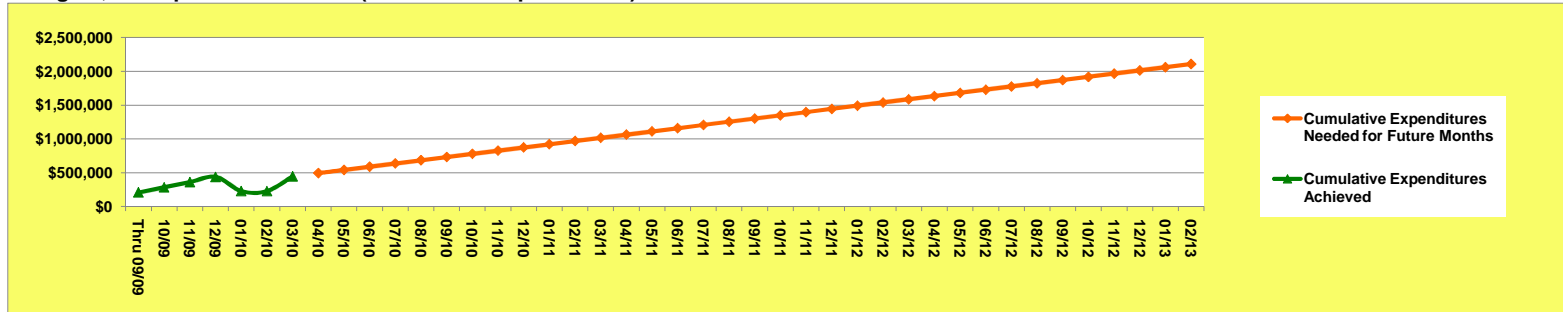


Margate, FL NSP-1 Grant Amount is \$2,106,555

\$863,101 (41.0%) has been committed

\$447,522 (21.2%) has been expended

Margate, FL Expenditures Trend (Cumulative Expenditures)



Summary of NSP-1 Reporting Measures and Performance Ratio for Margate, FL (Cumulative through 04-06-10)

	(A) Projected Measures	(B) Actual Measures	(C) Percentage (B ÷ A)	(D) % of Grant Expended	(E) Performance Ratio (C ÷ D)	
Number of homes / properties	42	4	9.5%	↕	↕	(A) is the sum of all unit-denominated measures selected by the grantee (for example, "number of foreclosed homes acquired") (B) is the sum of all beneficiary-denominated measures selected by the grantee (for example, "number of units rented to beneficiaries") If the Performance Ratio (E) is 1.00, that indicates that the grantee's achievement of performance measures is in balance with the grantee's expenditure of funds. A ratio above 1.00 indicates better performance (relatively more performance measures achieved in relation to funds expended). A ratio below 1.00 indicates relatively poorer performance.
Number of hholds / persons served	14	0	0.0%			
Performance for Grantee:			4.76%	21.24%	0.22	
National Average:			21.99%	19.06%	1.15	
Above / Below National Average:			Below	Above	Below	

Margate, FL NSP-1 Program and Beneficiary Characteristics

BENEFICIARY INCOME RANGE:	Projected Measures	Actual Measures
Below 50% AMI	28.6%	0.0%
50% AMI to 80% AMI	42.9%	0.0%
80% AMI to 120% AMI	28.6%	0.0%

Margate, FL NSP-1 Unit and Beneficiary Goals and Achievements

NSP-1 ACTIVITY TYPE	Units Goal	Units Achieved	Beneficiary Goal	Beneficiaries Served
Acquisition	42	4	14	0
Clearance	0	0	0	0
Homeownership	0	0	0	0
Land Banking	0	0	0	0
Public Facilities / Economic Development	0	0	0	0
Residential New Construction	0	0	0	0
Residential Rehab	0	0	0	0
Other	0	0	0	0
Total	42	4	14	0

HUD NSP-1 Reporting

Mar 2010 Grantee Report - Margate, FL



Margate, FL NSP-1 Grant Amount is \$2,106,555

\$863,101 (41.0%) has been committed

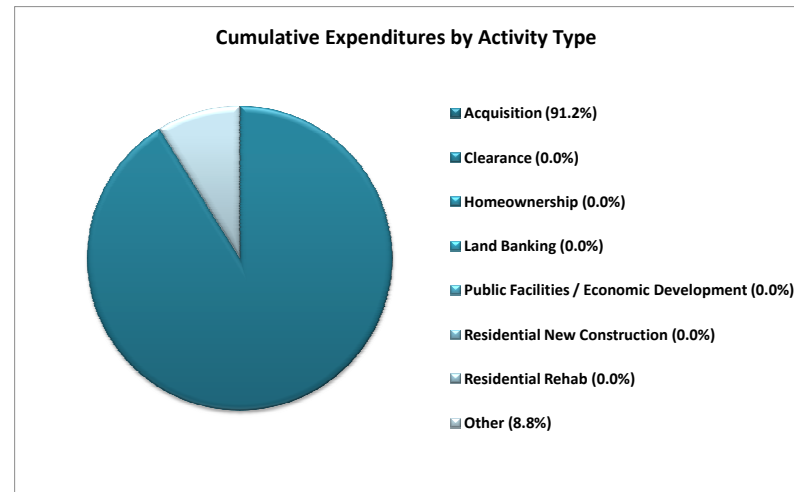
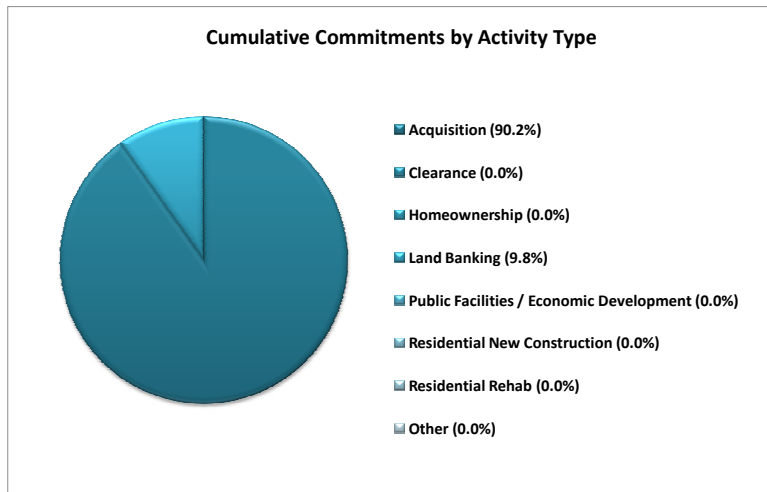
\$447,522 (21.2%) has been expended

Commitments by Activity Type for Margate, FL (Cumulative Through 04-02-10)

Acquisition	\$778,839	90.2%
Clearance	\$0	0.0%
Homeownership	\$0	0.0%
Land Banking	\$84,262	9.8%
Public Facilities / Economic Development	\$0	0.0%
Residential New Construction	\$0	0.0%
Residential Rehab	\$0	0.0%
Other	\$0	0.0%
Cumulative Commitments	\$863,101	100.0%

Expenditures by Activity Type for Margate, FL (Cumulative Through 04-02-10)

Acquisition	\$408,194	91.2%
Clearance	\$0	0.0%
Homeownership	\$0	0.0%
Land Banking	\$0	0.0%
Public Facilities / Economic Development	\$0	0.0%
Residential New Construction	\$0	0.0%
Residential Rehab	\$0	0.0%
Other	\$39,328	8.8%
Cumulative Expenditures	\$447,522	100.0%



Margate, FL
March 2010 Grantee Report (current data are as of 04-05-2010, prior data are as of 03-02-2010)

Region IV
Miami FO
Florida