

# HUD NSP-1 Reporting

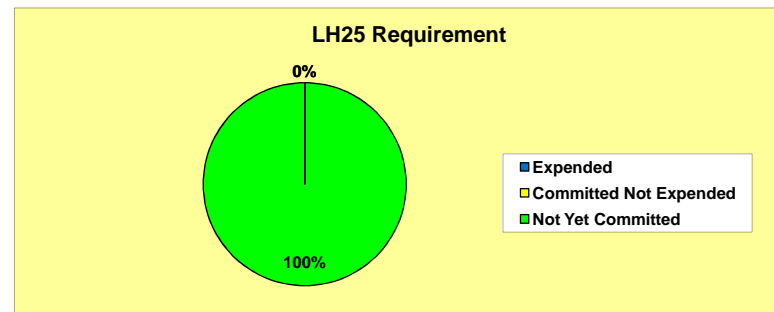
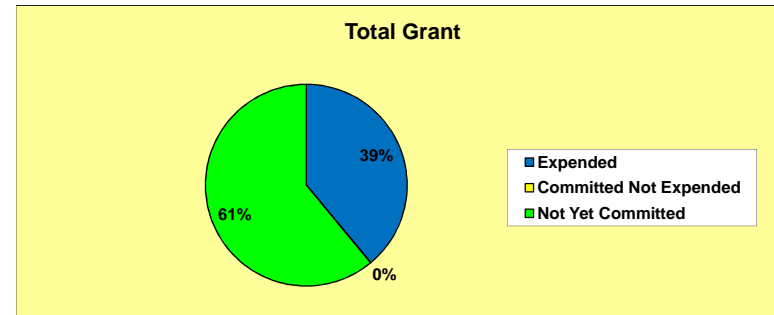


Lauderhill, FL NSP-1 Grant Amount is \$4,293,288  
 \$1,673,695 (39.0%) has been committed  
 \$1,673,695 (39.0%) has been expended

Mar 2010 Grantee Report - Lauderhill, FL

Grant Number B-08-MN-12-0014  
 HUD Region IV  
 HUD FO Miami FO  
 State Florida

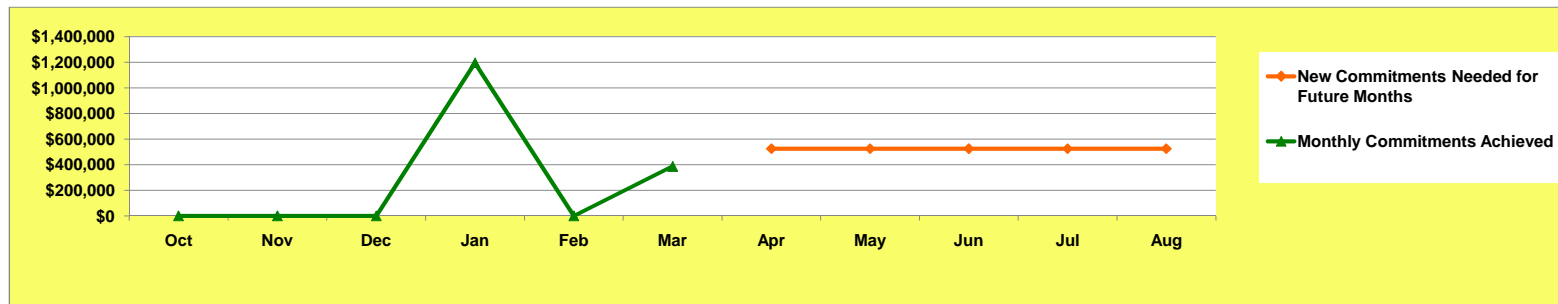
	Total Grant		LH25 Requirement	
	Grantee	National Average	Grantee	National Average
Total NSP Funding	\$4,293,288		\$1,073,322 *	
Cum. Commitments Through Mar As % of Total Amount	\$1,673,695 39.0%	44.3%	\$0 0.0%	49.8%
Commitments During Mar	\$385,500		\$0	
Monthly Trend Goal for Mar**	\$500,849		\$178,887	
% of March Trend Goal Met	77.0%	77.9%	0.0%	104.3%
Monthly Trend Goal for Apr - Aug** As % of March Trend Goal	\$523,919 104.6%		\$214,664 120.0%	
Expenditures Through Mar As % of Total Amount	\$1,673,695 39.0%	19.1%	\$0 0.0%	18.5%
Program Income Through Mar As % of Total Amount	\$0 0.0%	0.4%	N/A	N/A



\* The LH25 minimum requirement is 25% of the total grant amount, benefitting households with incomes below 50% AMI.  
 \*\* The trend goal is the average future monthly commitment rate required in order to fully commit the Total NSP Funding by August 30, 2010

**Lauderhill, FL committed \$385,500 during March and needs to average \$523,919 per month for April through August**

Lauderhill, FL Commitments Trend (Monthly Commitments)



# HUD NSP-1 Reporting

Mar 2010 Grantee Report - Lauderdale, FL

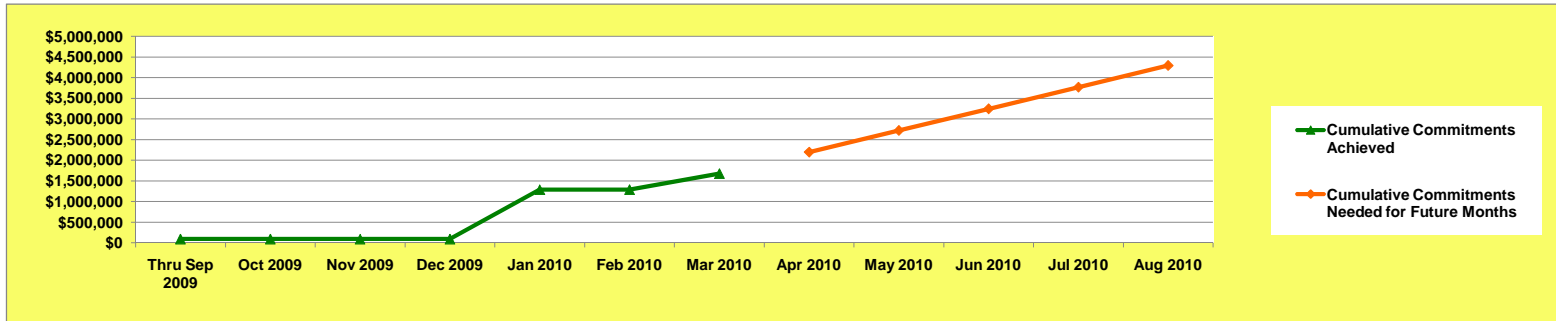


Lauderhill, FL NSP-1 Grant Amount is \$4,293,288

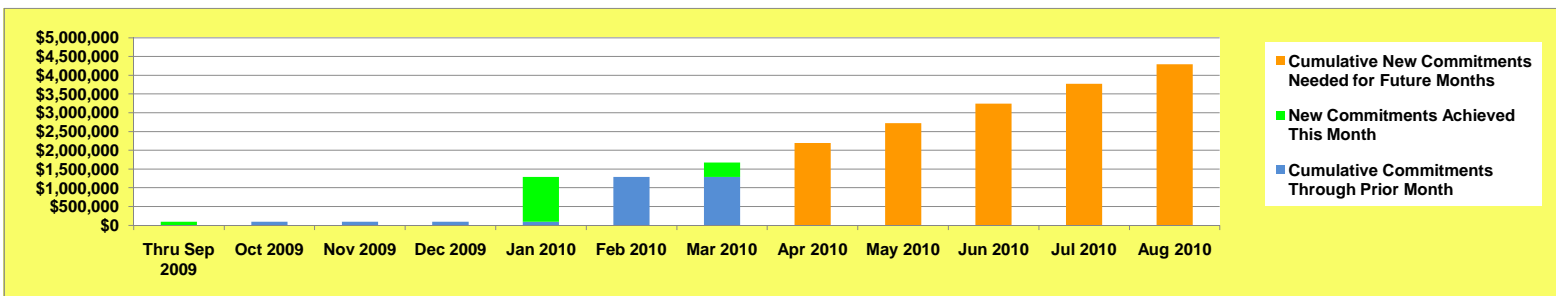
\$1,673,695 (39.0%) has been committed

\$1,673,695 (39.0%) has been expended

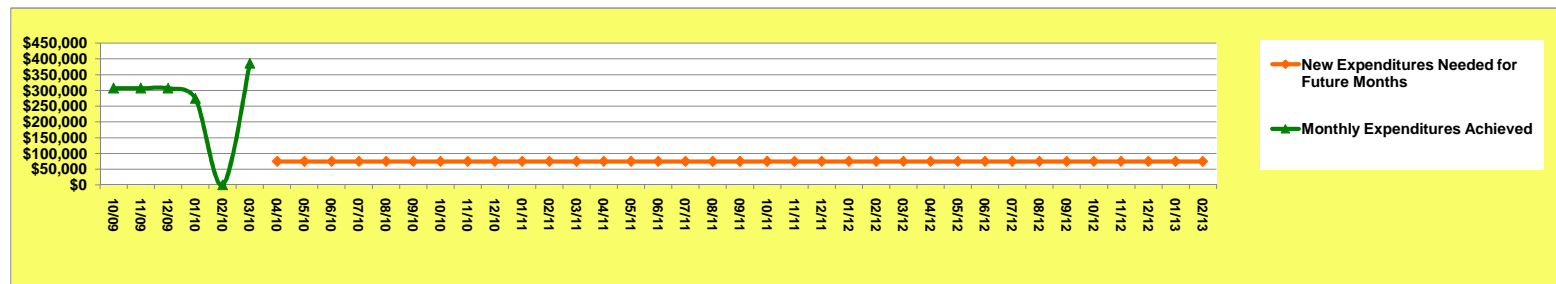
Lauderhill, FL Commitments Trend (Cumulative Commitments)



Lauderhill, FL Commitments Versus Total Grant Amount



Lauderhill, FL Expenditures Trend (Monthly Expenditures)



Lauderhill, FL expended \$385,500 during March and needs to average \$74,846 per month for April 2010 through February 2013

# HUD NSP-1 Reporting

Mar 2010 Grantee Report - Lauderhill, FL

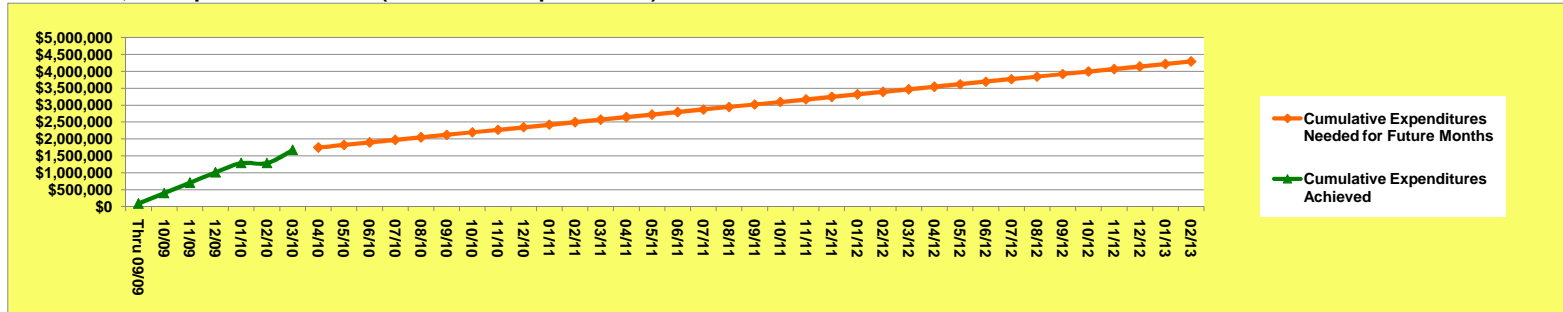


Lauderhill, FL NSP-1 Grant Amount is \$4,293,288

\$1,673,695 (39.0%) has been committed

\$1,673,695 (39.0%) has been expended

Lauderhill, FL Expenditures Trend (Cumulative Expenditures)



Summary of NSP-1 Reporting Measures and Performance Ratio for Lauderhill, FL (Cumulative through 04-06-10)

	(A) Projected Measures	(B) Actual Measures	(C) Percentage (B ÷ A)	(D) % of Grant Expended	(E) Performance Ratio (C ÷ D)	
Number of homes / properties	50	12	24.0%	↕	↕	<p>(A) is the sum of all unit-denominated measures selected by the grantee (for example, "number of foreclosed homes acquired")</p> <p>(B) is the sum of all beneficiary-denominated measures selected by the grantee (for example, "number of units rented to beneficiaries")</p> <p>If the Performance Ratio (E) is 1.00, that indicates that the grantee's achievement of performance measures is in balance with the grantee's expenditure of funds. A ratio above 1.00 indicates better performance (relatively more performance measures achieved in relation to funds expended). A ratio below 1.00 indicates relatively poorer performance.</p>
Number of hholds / persons served	41	9	22.0%			
<b>Performance for Grantee:</b>			<b>22.98%</b>	<b>38.98%</b>	<b>0.59</b>	
<b>National Average:</b>			<b>21.99%</b>	<b>19.06%</b>	<b>1.15</b>	
<b>Above / Below National Average:</b>			<b>Above</b>	<b>Above</b>	<b>Below</b>	

Lauderhill, FL NSP-1 Program and Beneficiary Characteristics

BENEFICIARY INCOME RANGE:	Projected Measures	Actual Measures
Below 50% AMI	24.4%	0.0%
50% AMI to 80% AMI	73.2%	100.0%
80% AMI to 120% AMI	2.4%	0.0%

Lauderhill, FL NSP-1 Unit and Beneficiary Goals and Achievements

NSP-1 ACTIVITY TYPE	Units Goal	Units Achieved	Beneficiary Goal	Beneficiaries Served
Acquisition	50	12	40	9
Clearance	0	0	1	0
Homeownership	0	0	0	0
Land Banking	0	0	0	0
Public Facilities / Economic Development	0	0	0	0
Residential New Construction	0	0	0	0
Residential Rehab	0	0	0	0
Other	0	0	0	0
<b>Total</b>	<b>50</b>	<b>12</b>	<b>41</b>	<b>9</b>

# HUD NSP-1 Reporting

Mar 2010 Grantee Report - Lauderhill, FL



Lauderhill, FL NSP-1 Grant Amount is \$4,293,288

\$1,673,695 (39.0%) has been committed

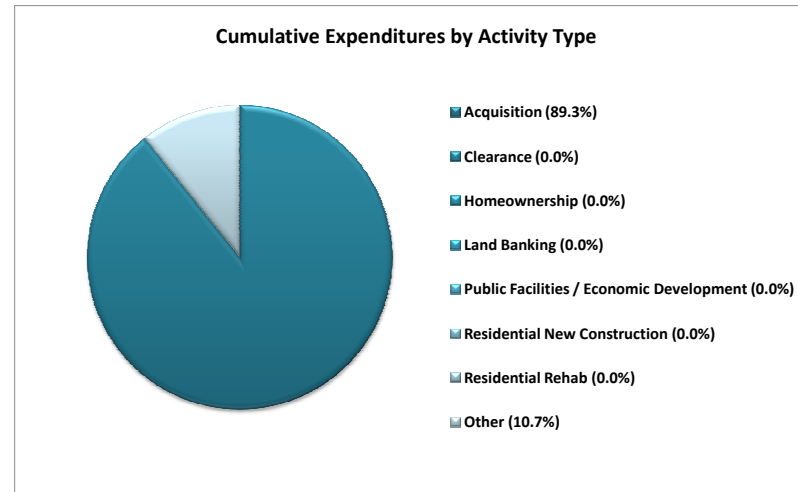
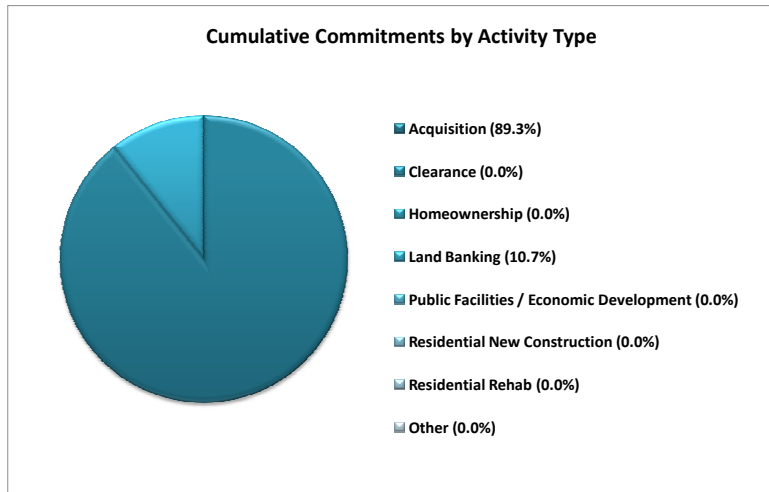
\$1,673,695 (39.0%) has been expended

### Commitments by Activity Type for Lauderhill, FL (Cumulative Through 04-02-10)

Acquisition	\$1,494,808	89.3%
Clearance	\$0	0.0%
Homeownership	\$0	0.0%
Land Banking	\$178,887	10.7%
Public Facilities / Economic Development	\$0	0.0%
Residential New Construction	\$0	0.0%
Residential Rehab	\$0	0.0%
Other	\$0	0.0%
<b>Cumulative Commitments</b>	<b>\$1,673,695</b>	<b>100.0%</b>

### Expenditures by Activity Type for Lauderhill, FL (Cumulative Through 04-02-10)

Acquisition	\$1,494,808	89.3%
Clearance	\$0	0.0%
Homeownership	\$0	0.0%
Land Banking	\$0	0.0%
Public Facilities / Economic Development	\$0	0.0%
Residential New Construction	\$0	0.0%
Residential Rehab	\$0	0.0%
Other	\$178,887	10.7%
<b>Cumulative Expenditures</b>	<b>\$1,673,695</b>	<b>100.0%</b>



Lauderhill, FL  
March 2010 Grantee Report (current data are as of 04-05-2010, prior data are as of 03-02-2010)

Region IV  
Miami FO  
Florida