

HUD NSP-1 Reporting

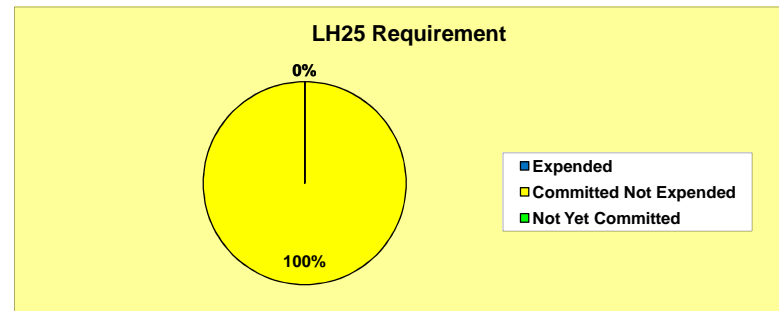
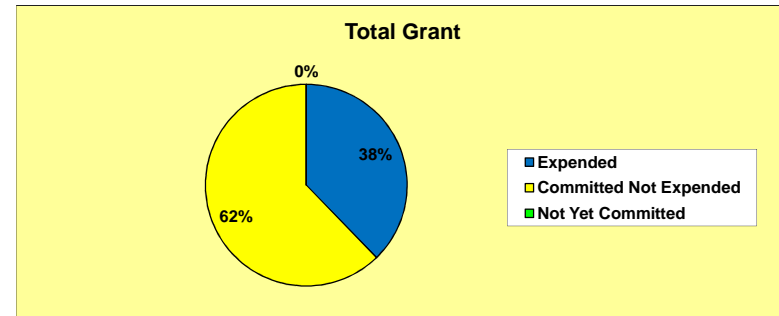


Lake County, OH NSP-1 Grant Amount is \$3,402,859
 \$3,402,859 (100.0%) has been committed
 \$1,284,576 (37.7%) has been expended

Mar 2010 Grantee Report - Lake County, OH

Grant Number B-08-UN-39-0005
 HUD Region V
 HUD FO Columbus FO
 State Ohio

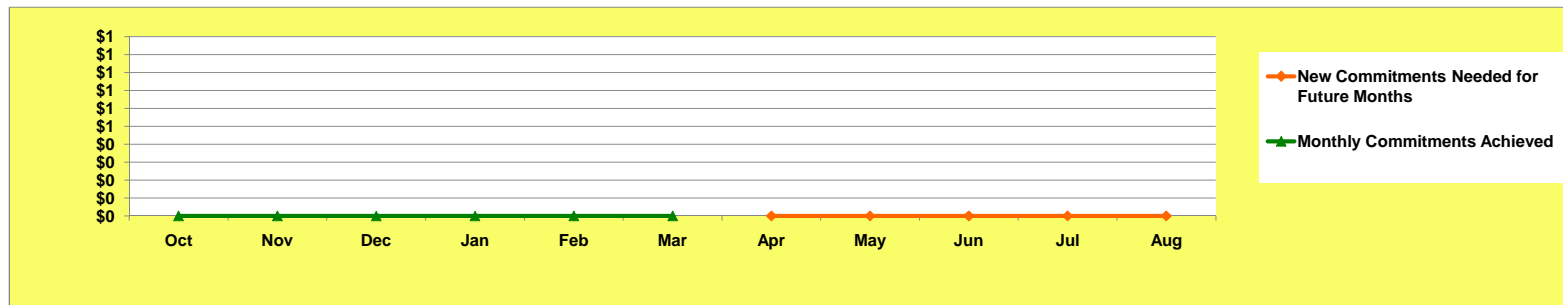
	Total Grant		LH25 Requirement	
	Grantee	National Average	Grantee	National Average
Total NSP Funding	\$3,402,859		\$850,715 *	
Cum. Commitments Through Mar As % of Total Amount	\$3,402,859 100.0%	44.3%	\$850,715 100.0%	49.8%
Commitments During Mar	\$0		\$0	
Monthly Trend Goal for Mar**	\$0		\$0	
% of March Trend Goal Met	N/A	77.9%	N/A	104.3%
Monthly Trend Goal for Apr - Aug**	\$0		\$0	
As % of March Trend Goal	N/A		N/A	
Expenditures Through Mar As % of Total Amount	\$1,284,576 37.7%	19.1%	\$0 0.0%	18.5%
Program Income Through Mar As % of Total Amount	\$0 0.0%	0.4%	N/A N/A	



* The LH25 minimum requirement is 25% of the total grant amount, benefitting households with incomes below 50% AMI.
 ** The trend goal is the average future monthly commitment rate required in order to fully commit the Total NSP Funding by August 30, 2010

Lake County, OH committed zero during March and needs to average \$0,000 per month for April through August

Lake County, OH Commitments Trend (Monthly Commitments)



HUD NSP-1 Reporting

Mar 2010 Grantee Report - Lake County, OH

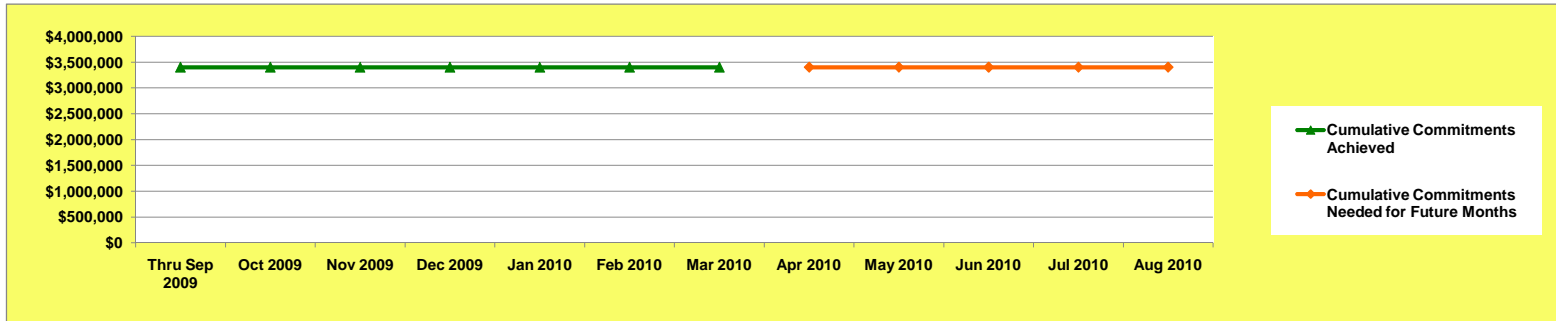


Lake County, OH NSP-1 Grant Amount is \$3,402,859

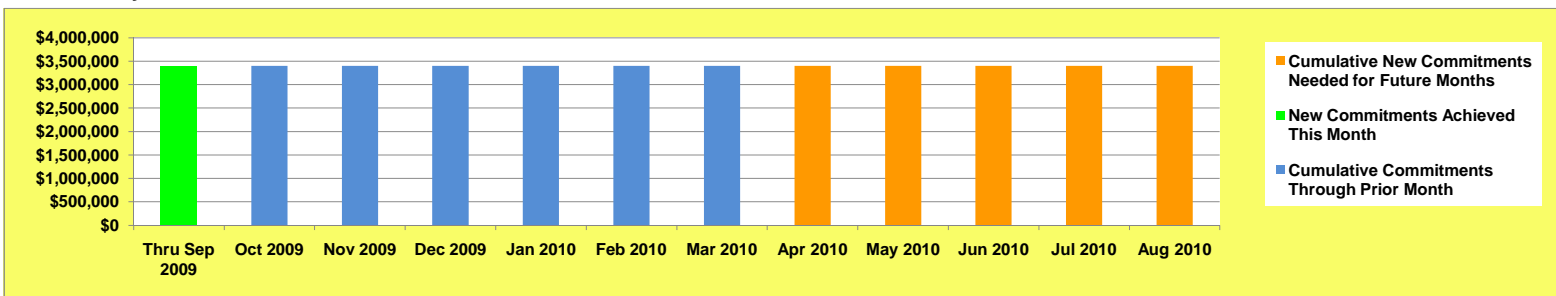
\$3,402,859 (100.0%) has been committed

\$1,284,576 (37.7%) has been expended

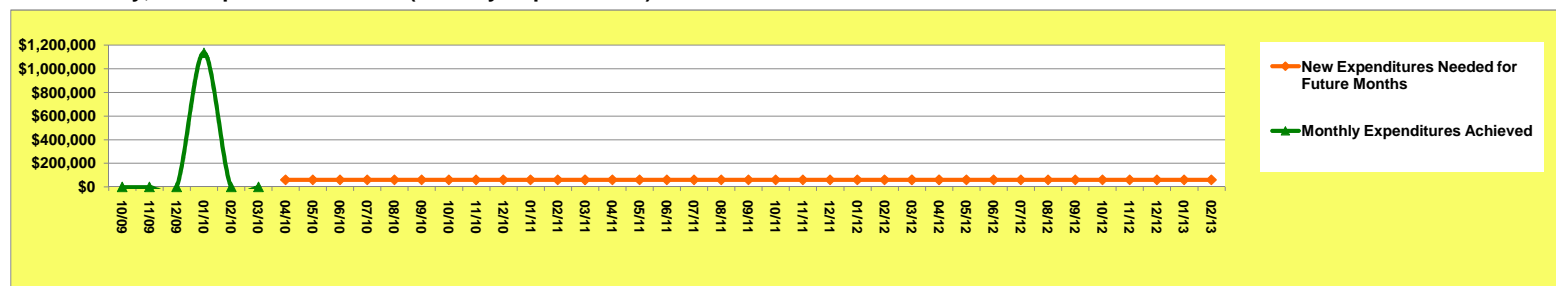
Lake County, OH Commitments Trend (Cumulative Commitments)



Lake County, OH Commitments Versus Total Grant Amount



Lake County, OH Expenditures Trend (Monthly Expenditures)



Lake County, OH expended zero during March and needs to average \$60,522 per month for April 2010 through February 2013

HUD NSP-1 Reporting

Mar 2010 Grantee Report - Lake County, OH

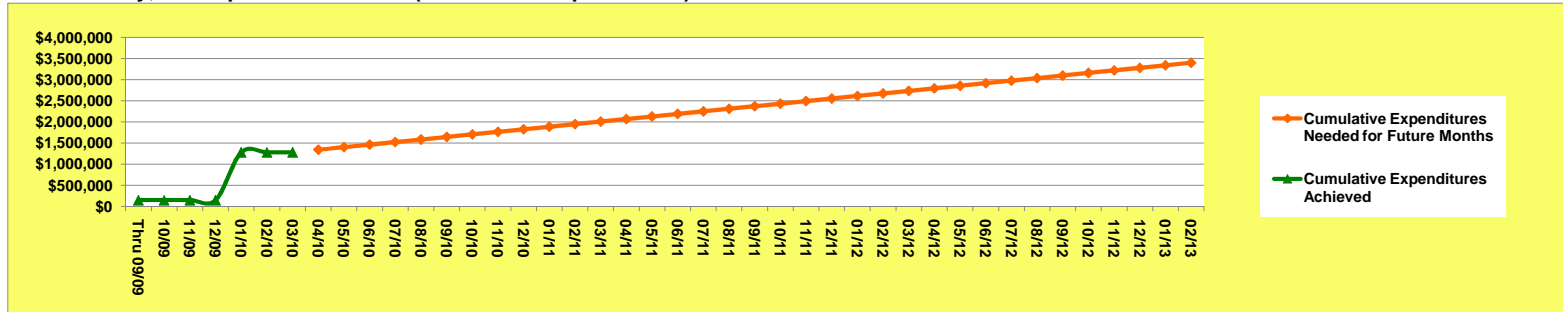


Lake County, OH NSP-1 Grant Amount is \$3,402,859

\$3,402,859 (100.0%) has been committed

\$1,284,576 (37.7%) has been expended

Lake County, OH Expenditures Trend (Cumulative Expenditures)



Summary of NSP-1 Reporting Measures and Performance Ratio for Lake County, OH (Cumulative through 04-06-10)

	(A) Projected Measures	(B) Actual Measures	(C) Percentage (B ÷ A)	(D) % of Grant Expended	(E) Performance Ratio (C ÷ D)
Number of homes / properties	82	9	11.0%	↕	↕
Number of hholds / persons served	56	0	0.0%		
Performance for Grantee:			5.49%	37.75%	0.15
National Average:			21.99%	19.06%	1.15
Above / Below National Average:			Below	Above	Below

(A) is the sum of all unit-denominated measures selected by the grantee (for example, "number of foreclosed homes acquired")
 (B) is the sum of all beneficiary-denominated measures selected by the grantee (for example, "number of units rented to beneficiaries")

If the Performance Ratio (E) is 1.00, that indicates that the grantee's achievement of performance measures is in balance with the grantee's expenditure of funds. A ratio above 1.00 indicates better performance (relatively more performance measures achieved in relation to funds expended). A ratio below 1.00 indicates relatively poorer performance.

Lake County, OH NSP-1 Program and Beneficiary Characteristics

BENEFICIARY INCOME RANGE:	Projected Measures	Actual Measures
Below 50% AMI	21.4%	0.0%
50% AMI to 80% AMI	78.6%	0.0%
80% AMI to 120% AMI	0.0%	0.0%

Lake County, OH NSP-1 Unit and Beneficiary Goals and Achievements

NSP-1 ACTIVITY TYPE	Units Goal	Units Achieved	Beneficiary Goal	Beneficiaries Served
Acquisition	12	9	20	0
Clearance	16	0	0	0
Homeownership	18	0	18	0
Land Banking	0	0	0	0
Public Facilities / Economic Development	0	0	0	0
Residential New Construction	0	0	0	0
Residential Rehab	36	0	18	0
Other	0	0	0	0
Total	82	9	56	0

HUD NSP-1 Reporting

Mar 2010 Grantee Report - Lake County, OH



Lake County, OH NSP-1 Grant Amount is \$3,402,859

\$3,402,859 (100.0%) has been committed

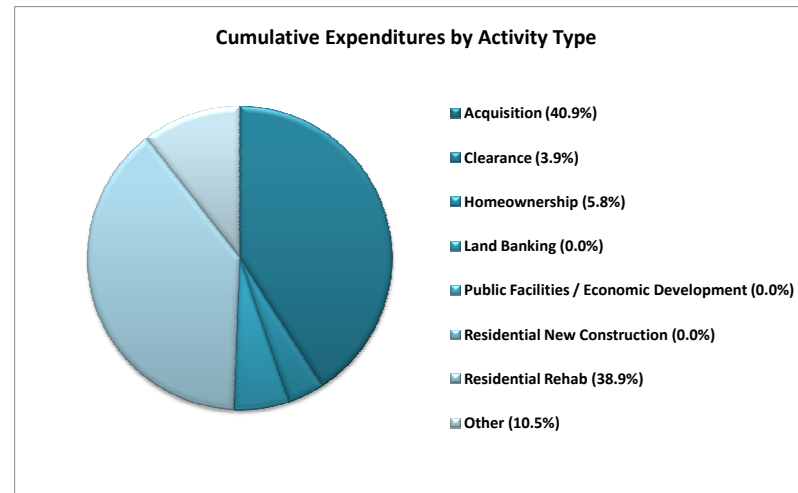
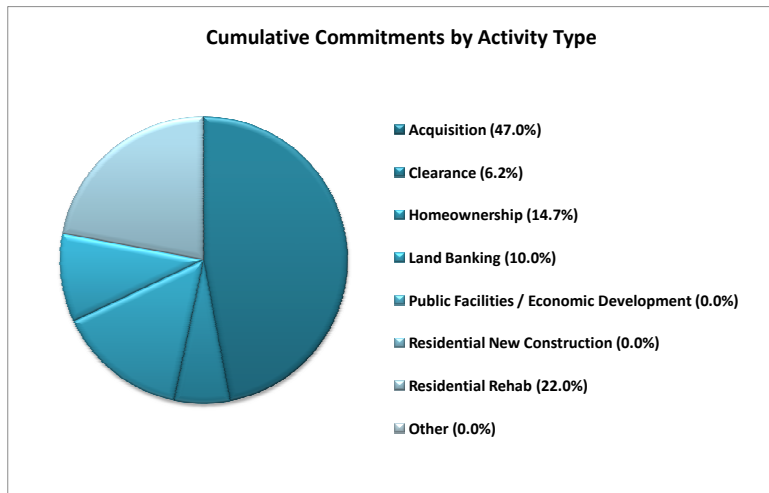
\$1,284,576 (37.7%) has been expended

Commitments by Activity Type for Lake County, OH (Cumulative Through 04-02-10)

Acquisition	\$1,600,715	47.0%
Clearance	\$212,144	6.2%
Homeownership	\$500,000	14.7%
Land Banking	\$340,000	10.0%
Public Facilities / Economic Development	\$0	0.0%
Residential New Construction	\$0	0.0%
Residential Rehab	\$750,000	22.0%
Other	\$0	0.0%
Cumulative Commitments	\$3,402,859	100.0%

Expenditures by Activity Type for Lake County, OH (Cumulative Through 04-02-10)

Acquisition	\$525,000	40.9%
Clearance	\$50,000	3.9%
Homeownership	\$75,000	5.8%
Land Banking	\$0	0.0%
Public Facilities / Economic Development	\$0	0.0%
Residential New Construction	\$0	0.0%
Residential Rehab	\$500,000	38.9%
Other	\$134,576	10.5%
Cumulative Expenditures	\$1,284,576	100.0%



Lake County, OH
March 2010 Grantee Report (current data are as of 04-05-2010, prior data are as of 03-02-2010)

Region V
Columbus FO
Ohio