

# HUD NSP-1 Reporting

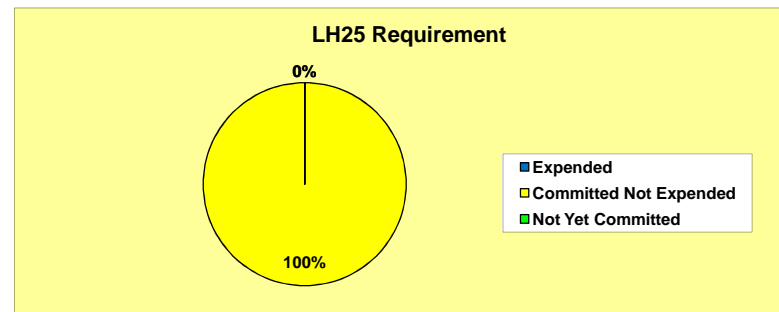
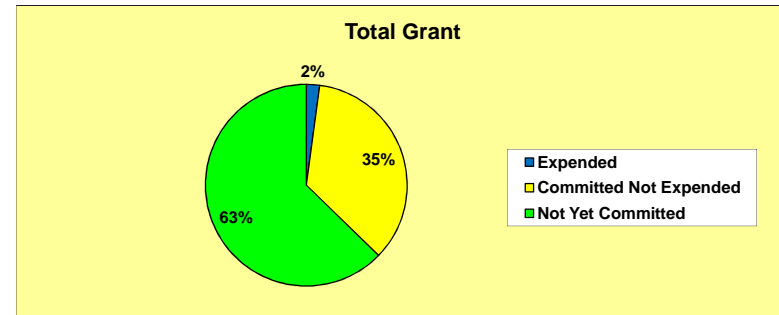


Hamilton County, IN NSP-1 Grant Amount is \$2,343,868  
 \$874,164 (37.3%) has been committed  
 \$49,778 (2.1%) has been expended

Mar 2010 Grantee Report - Hamilton County, IN

Grant Number B-08-UN-18-0001  
 HUD Region V  
 HUD FO Indianapolis FO  
 State Indiana

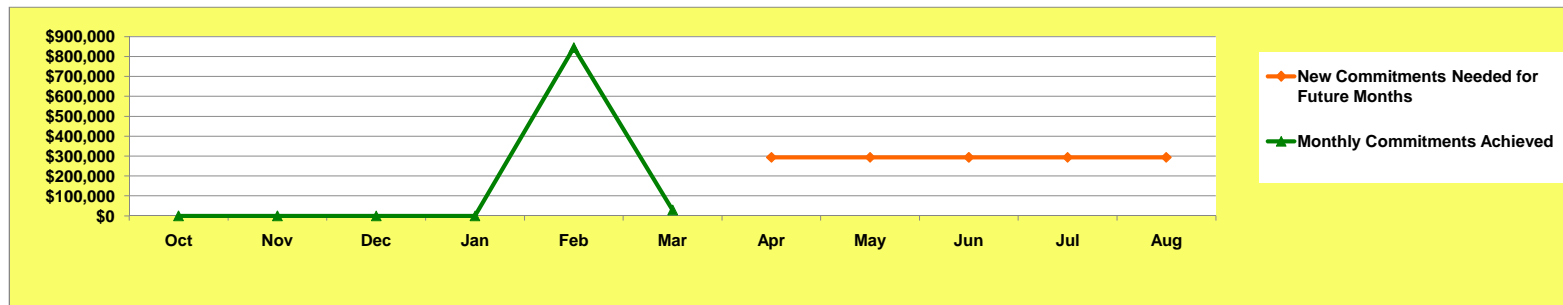
	Total Grant		LH25 Requirement	
	Grantee	National Average	Grantee	National Average
Total NSP Funding	\$2,343,868		\$585,967 *	
Cum. Commitments Through Mar As % of Total Amount	\$874,164 37.3%	44.3%	\$590,000 100.7%	49.8%
Commitments During Mar	\$29,616		\$0	
Monthly Trend Goal for Mar**	\$249,887		\$0	
% of March Trend Goal Met	11.9%	77.9%	N/A	104.3%
Monthly Trend Goal for Apr - Aug**	\$293,941		\$0	
As % of March Trend Goal	117.6%		N/A	
Expenditures Through Mar As % of Total Amount	\$49,778 2.1%	19.1%	\$0 0.0%	18.5%
Program Income Through Mar As % of Total Amount	\$0 0.0%	0.4%	N/A	N/A



\* The LH25 minimum requirement is 25% of the total grant amount, benefitting households with incomes below 50% AMI.  
 \*\* The trend goal is the average future monthly commitment rate required in order to fully commit the Total NSP Funding by August 30, 2010

**Hamilton County, IN committed \$29,616 during March and needs to average \$293,941 per month for April through August**

Hamilton County, IN Commitments Trend (Monthly Commitments)



# HUD NSP-1 Reporting

Mar 2010 Grantee Report - Hamilton County, IN

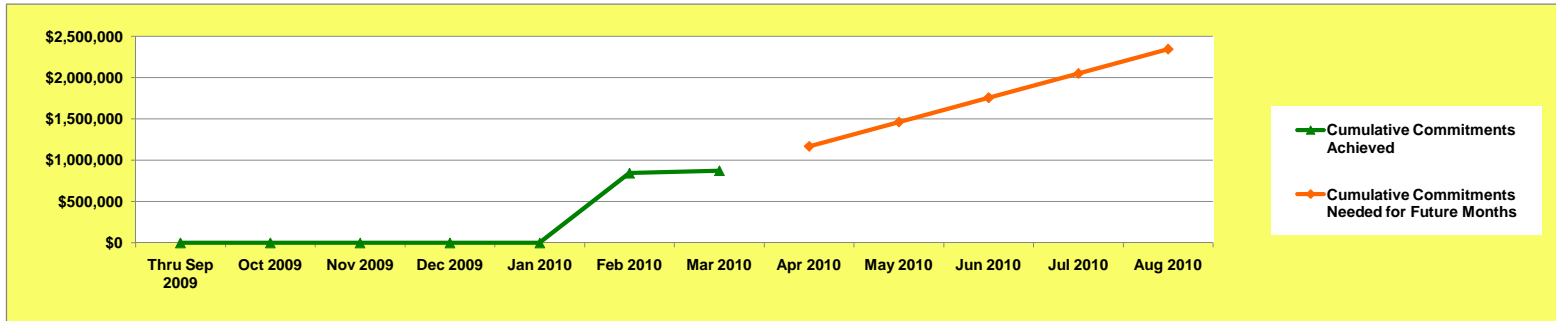


Hamilton County, IN NSP-1 Grant Amount is \$2,343,868

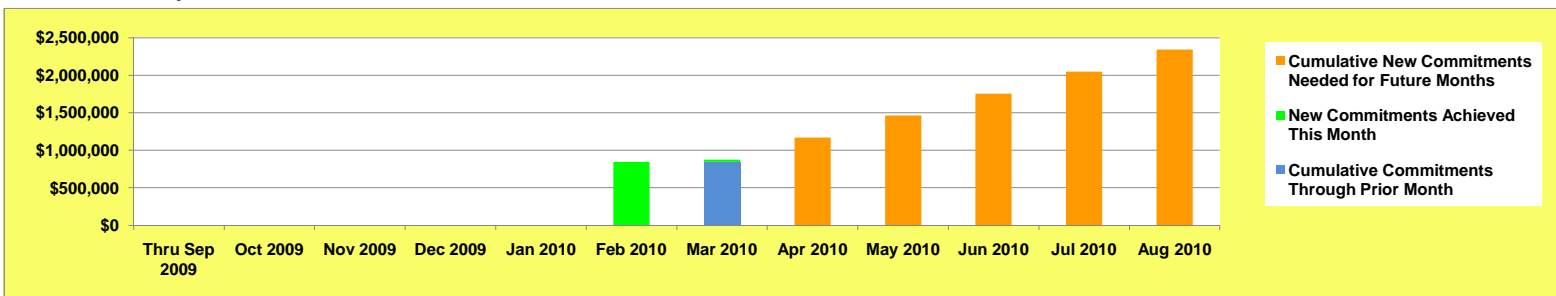
\$874,164 (37.3%) has been committed

\$49,778 (2.1%) has been expended

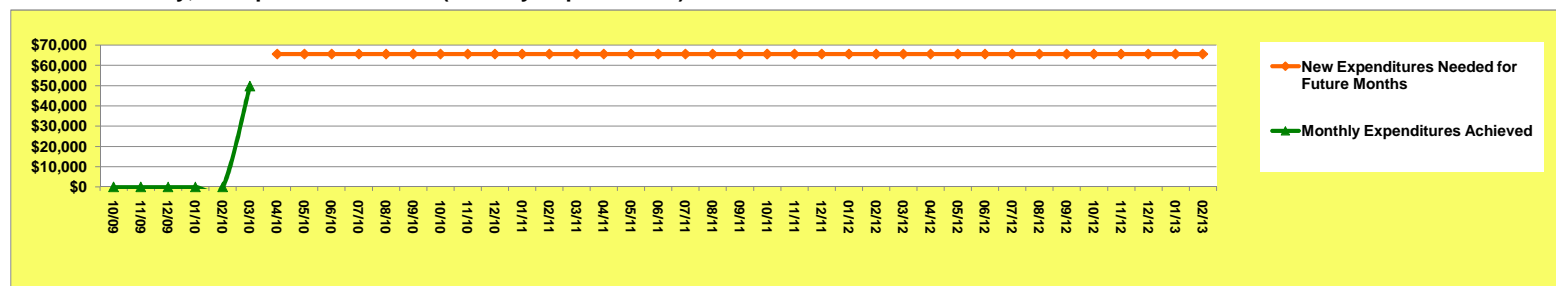
Hamilton County, IN Commitments Trend (Cumulative Commitments)



Hamilton County, IN Commitments Versus Total Grant Amount



Hamilton County, IN Expenditures Trend (Monthly Expenditures)



Hamilton County, IN expended \$49,778 during March and needs to average \$65,545 per month for April 2010 through February 2013

# HUD NSP-1 Reporting

Mar 2010 Grantee Report - Hamilton County, IN

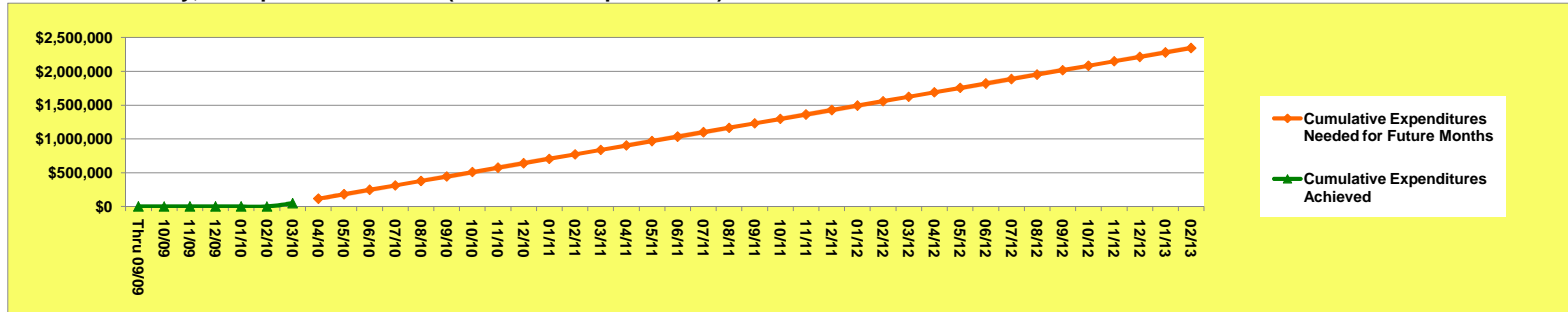


Hamilton County, IN NSP-1 Grant Amount is \$2,343,868

\$874,164 (37.3%) has been committed

\$49,778 (2.1%) has been expended

Hamilton County, IN Expenditures Trend (Cumulative Expenditures)



**Summary of NSP-1 Reporting Measures and Performance Ratio for Hamilton County, IN (Cumulative through 04-06-10)**

	(A) Projected Measures	(B) Actual Measures	(C) Percentage (B ÷ A)	(D) % of Grant Expended	(E) Performance Ratio (C ÷ D)	
Number of homes / properties	74	4	5.4%	↕	↕	(A) is the sum of all unit-denominated measures selected by the grantee (for example, "number of foreclosed homes acquired") (B) is the sum of all beneficiary-denominated measures selected by the grantee (for example, "number of units rented to beneficiaries")  If the Performance Ratio (E) is 1.00, that indicates that the grantee's achievement of performance measures is in balance with the grantee's expenditure of funds. A ratio above 1.00 indicates better performance (relatively more performance measures achieved in relation to funds expended). A ratio below 1.00 indicates relatively poorer performance.
Number of hholds / persons served	107	4	3.7%			
<b>Performance for Grantee:</b>			<b>4.57%</b>	<b>2.12%</b>	<b>2.15</b>	
<b>National Average:</b>			<b>21.99%</b>	<b>19.06%</b>	<b>1.15</b>	
<b>Above / Below National Average:</b>			<b>Below</b>	<b>Below</b>	<b>Above</b>	

**Hamilton County, IN NSP-1 Program and Beneficiary Characteristics**

BENEFICIARY INCOME RANGE:	Projected Measures	Actual Measures
Below 50% AMI	25.2%	0.0%
50% AMI to 80% AMI	74.8%	100.0%
80% AMI to 120% AMI	0.0%	0.0%

**Hamilton County, IN NSP-1 Unit and Beneficiary Goals and Achievements**

NSP-1 ACTIVITY TYPE	Units Goal	Units Achieved	Beneficiary Goal	Beneficiaries Served
Acquisition	74	4	107	4
Clearance	0	0	0	0
Homeownership	0	0	0	0
Land Banking	0	0	0	0
Public Facilities / Economic Development	0	0	0	0
Residential New Construction	0	0	0	0
Residential Rehab	0	0	0	0
Other	0	0	0	0
<b>Total</b>	<b>74</b>	<b>4</b>	<b>107</b>	<b>4</b>

# HUD NSP-1 Reporting

Mar 2010 Grantee Report - Hamilton County, IN



Hamilton County, IN NSP-1 Grant Amount is \$2,343,868

\$874,164 (37.3%) has been committed

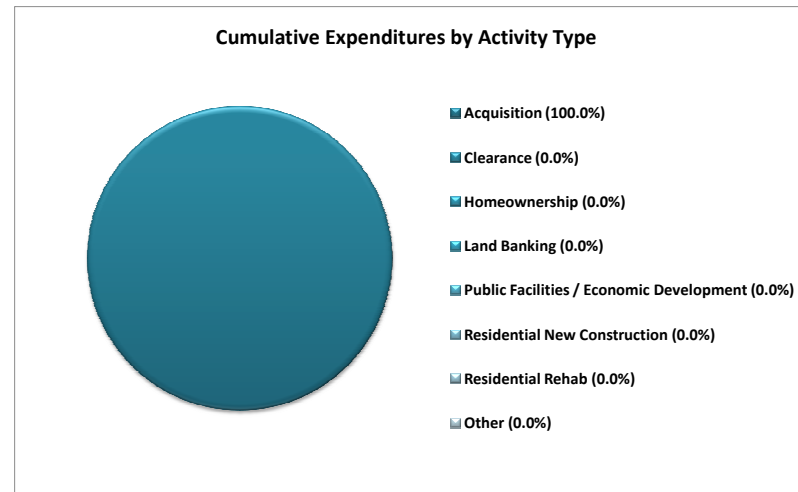
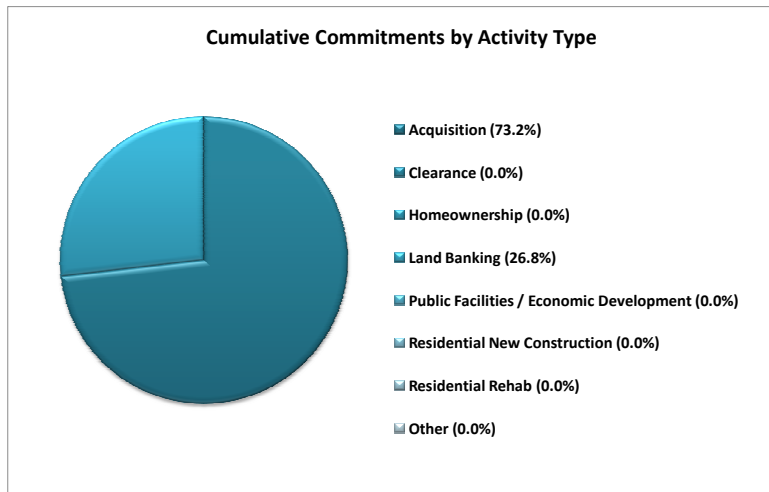
\$49,778 (2.1%) has been expended

## Commitments by Activity Type for Hamilton County, IN (Cumulative Through 04-02-10)

Acquisition	\$639,778	73.2%
Clearance	\$0	0.0%
Homeownership	\$0	0.0%
Land Banking	\$234,386	26.8%
Public Facilities / Economic Development	\$0	0.0%
Residential New Construction	\$0	0.0%
Residential Rehab	\$0	0.0%
Other	\$0	0.0%
<b>Cumulative Commitments</b>	<b>\$874,164</b>	<b>100.0%</b>

## Expenditures by Activity Type for Hamilton County, IN (Cumulative Through 04-02-10)

Acquisition	\$49,778	100.0%
Clearance	\$0	0.0%
Homeownership	\$0	0.0%
Land Banking	\$0	0.0%
Public Facilities / Economic Development	\$0	0.0%
Residential New Construction	\$0	0.0%
Residential Rehab	\$0	0.0%
Other	\$0	0.0%
<b>Cumulative Expenditures</b>	<b>\$49,778</b>	<b>100.0%</b>



Hamilton County, IN  
March 2010 Grantee Report (current data are as of 04-05-2010, prior data are as of 03-02-2010)

Region V  
Indianapolis FO  
Indiana