

HUD NSP-1 Reporting

Mar 2010 Grantee Report - Hamilton County, OH



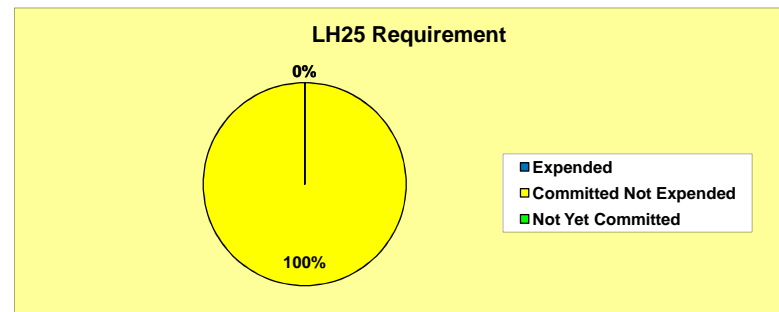
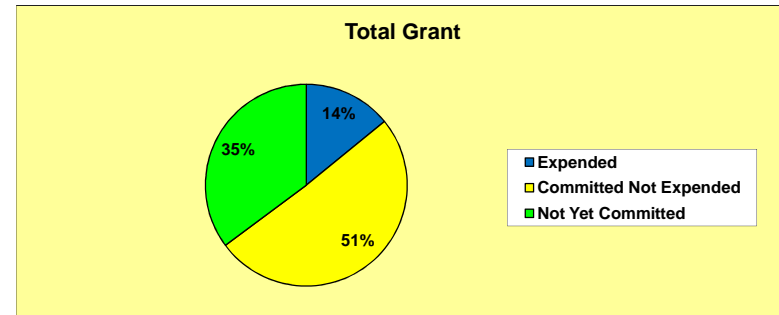
Hamilton County, OH NSP-1 Grant Amount is \$7,970,490

\$5,166,213 (64.8%) has been committed

\$1,124,997 (14.1%) has been expended

Grant Number B-08-UN-39-0004
 HUD Region V
 HUD FO Columbus FO
 State Ohio

	Total Grant		LH25 Requirement	
	Grantee	National Average	Grantee	National Average
Total NSP Funding	\$7,970,490		\$1,992,623 *	
Cum. Commitments Through Mar As % of Total Amount	\$5,166,213 64.8%	44.3%	\$1,993,000 100.0%	49.8%
Commitments During Mar	\$2,331,182		\$1,993,000	
Monthly Trend Goal for Mar**	\$855,910		\$332,104	
% of March Trend Goal Met	272.4%	77.9%	600.1%	104.3%
Monthly Trend Goal for Apr - Aug** As % of March Trend Goal	\$560,855 65.5%		\$0 0.0%	
Expenditures Through Mar As % of Total Amount	\$1,124,997 14.1%	19.1%	\$0 0.0%	18.5%
Program Income Through Mar As % of Total Amount	\$0 0.0%	0.4%	N/A N/A	

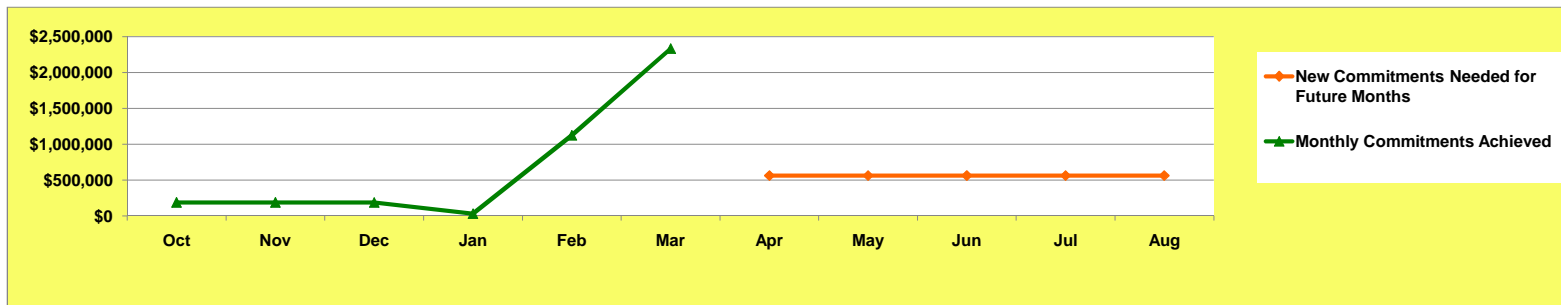


* The LH25 minimum requirement is 25% of the total grant amount, benefitting households with incomes below 50% AMI.

** The trend goal is the average future monthly commitment rate required in order to fully commit the Total NSP Funding by August 30, 2010

Hamilton County, OH committed \$2,331,182 during March and needs to average \$560,855 per month for April through August

Hamilton County, OH Commitments Trend (Monthly Commitments)



HUD NSP-1 Reporting

Mar 2010 Grantee Report - Hamilton County, OH

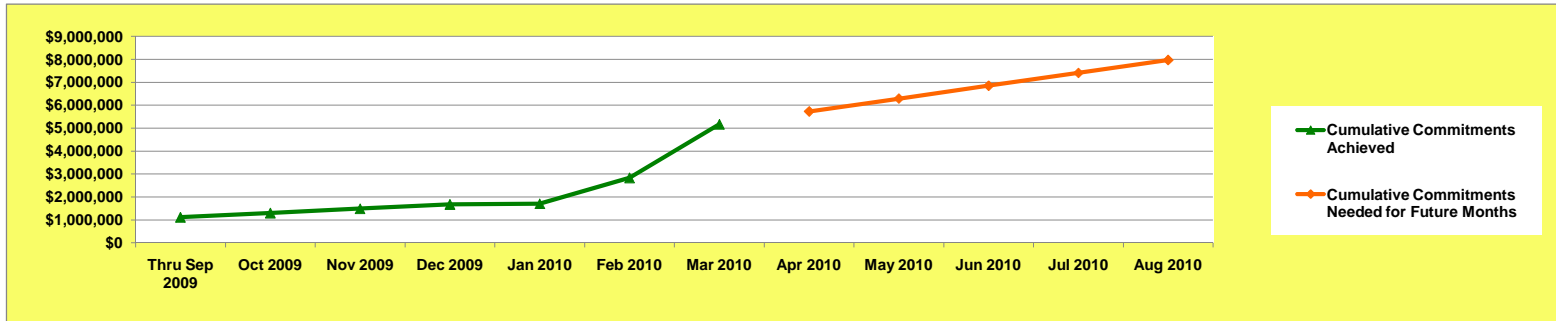


Hamilton County, OH NSP-1 Grant Amount is \$7,970,490

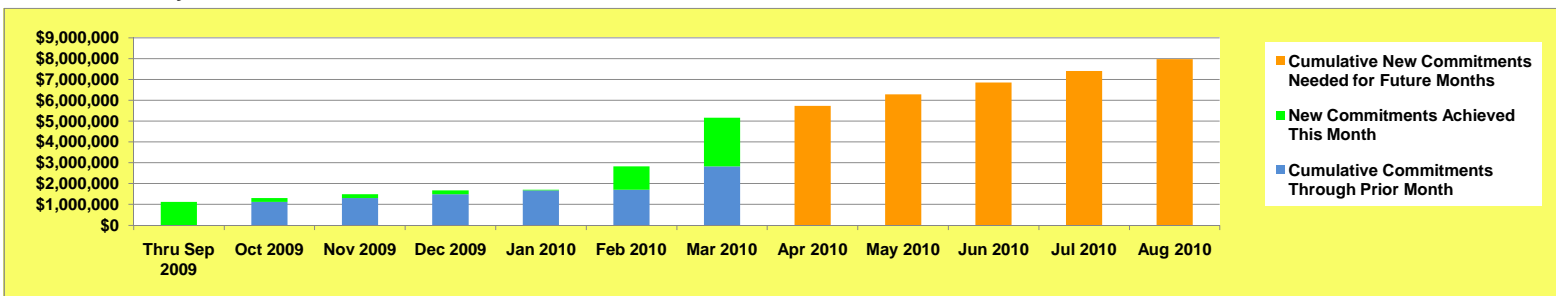
\$5,166,213 (64.8%) has been committed

\$1,124,997 (14.1%) has been expended

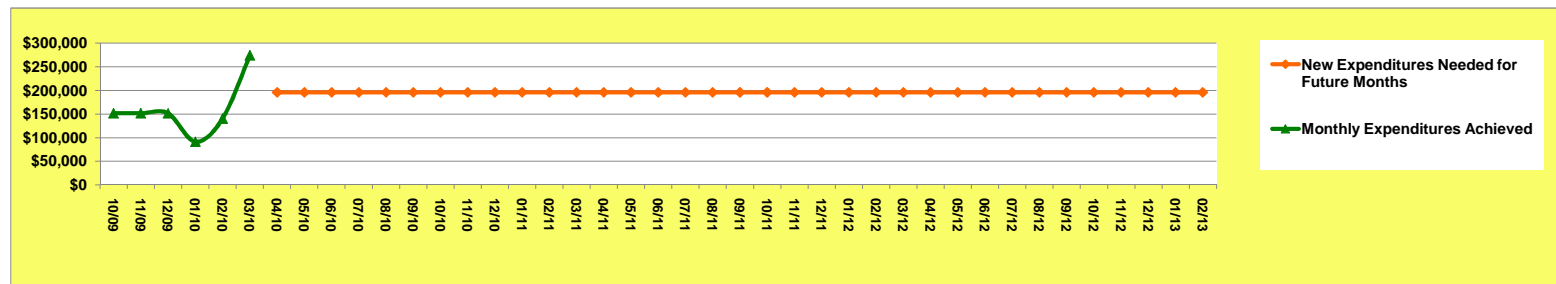
Hamilton County, OH Commitments Trend (Cumulative Commitments)



Hamilton County, OH Commitments Versus Total Grant Amount



Hamilton County, OH Expenditures Trend (Monthly Expenditures)



Hamilton County, OH expended \$274,447 during March and needs to average \$195,586 per month for April 2010 through February 2013

HUD NSP-1 Reporting

Mar 2010 Grantee Report - Hamilton County, OH

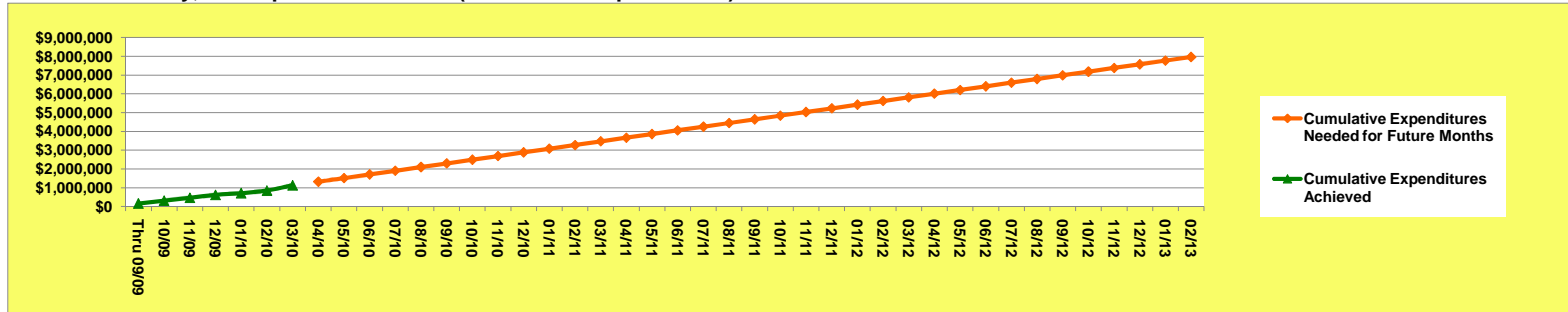


Hamilton County, OH NSP-1 Grant Amount is \$7,970,490

\$5,166,213 (64.8%) has been committed

\$1,124,997 (14.1%) has been expended

Hamilton County, OH Expenditures Trend (Cumulative Expenditures)



Summary of NSP-1 Reporting Measures and Performance Ratio for Hamilton County, OH (Cumulative through 04-06-10)

	(A) Projected Measures	(B) Actual Measures	(C) Percentage (B ÷ A)	(D) % of Grant Expended	(E) Performance Ratio (C ÷ D)	
Number of homes / properties	189	43	22.8%	↑↓	↑↓	(A) is the sum of all unit-denominated measures selected by the grantee (for example, "number of foreclosed homes acquired")
Number of hholds / persons served	54	0	0.0%	↑↓	↑↓	(B) is the sum of all beneficiary-denominated measures selected by the grantee (for example, "number of units rented to beneficiaries")
	Performance for Grantee:		11.38%	14.11%	0.81	If the Performance Ratio (E) is 1.00, that indicates that the grantee's achievement of performance measures is in balance with the grantee's expenditure of funds. A ratio above 1.00 indicates better performance (relatively more performance measures achieved in relation to funds expended). A ratio below 1.00 indicates relatively poorer performance.
	National Average:		21.99%	19.06%	1.15	
	Above / Below National Average:		Below	Below	Below	

Hamilton County, OH NSP-1 Program and Beneficiary Characteristics

BENEFICIARY INCOME RANGE:	Projected Measures	Actual Measures
Below 50% AMI	24.1%	0.0%
50% AMI to 80% AMI	25.9%	0.0%
80% AMI to 120% AMI	50.0%	0.0%

Hamilton County, OH NSP-1 Unit and Beneficiary Goals and Achievements

NSP-1 ACTIVITY TYPE	Units Goal	Units Achieved	Beneficiary Goal	Beneficiaries Served
Acquisition	49	9	0	0
Clearance	70	28	0	0
Homeownership	26	0	26	0
Land Banking	0	0	0	0
Public Facilities / Economic Development	0	0	0	0
Residential New Construction	13	0	13	0
Residential Rehab	31	6	15	0
Other	0	0	0	0
Total	189	43	54	0

HUD NSP-1 Reporting

Mar 2010 Grantee Report - Hamilton County, OH



Hamilton County, OH NSP-1 Grant Amount is \$7,970,490

\$5,166,213 (64.8%) has been committed

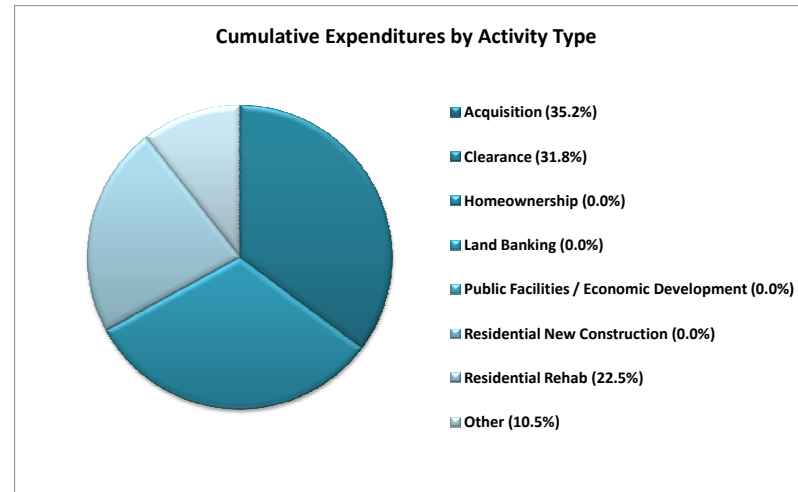
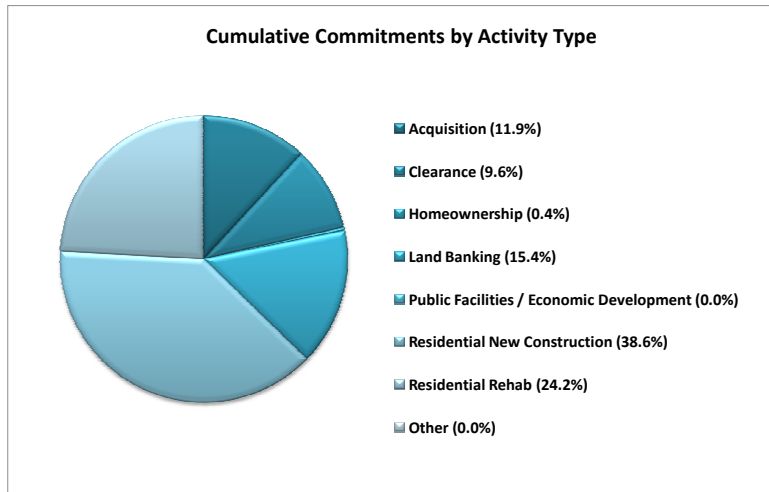
\$1,124,997 (14.1%) has been expended

Commitments by Activity Type for Hamilton County, OH (Cumulative Through 04-02-10)

Acquisition	\$613,639	11.9%
Clearance	\$494,496	9.6%
Homeownership	\$19,500	0.4%
Land Banking	\$796,690	15.4%
Public Facilities / Economic Development	\$0	0.0%
Residential New Construction	\$1,993,000	38.6%
Residential Rehab	\$1,248,888	24.2%
Other	\$0	0.0%
Cumulative Commitments	\$5,166,213	100.0%

Expenditures by Activity Type for Hamilton County, OH (Cumulative Through 04-02-10)

Acquisition	\$395,753	35.2%
Clearance	\$357,896	31.8%
Homeownership	\$0	0.0%
Land Banking	\$0	0.0%
Public Facilities / Economic Development	\$0	0.0%
Residential New Construction	\$0	0.0%
Residential Rehab	\$253,080	22.5%
Other	\$118,267	10.5%
Cumulative Expenditures	\$1,124,997	100.0%



Hamilton County, OH
March 2010 Grantee Report (current data are as of 04-05-2010, prior data are as of 03-02-2010)

Region V
Columbus FO
Ohio