

HUD NSP-1 Reporting

Mar 2010 Grantee Report - Gwinnett County, GA



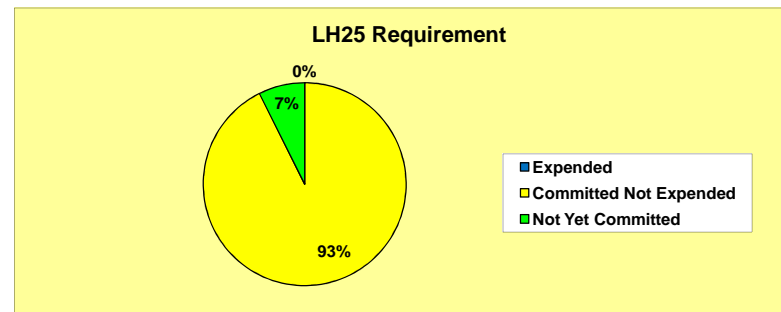
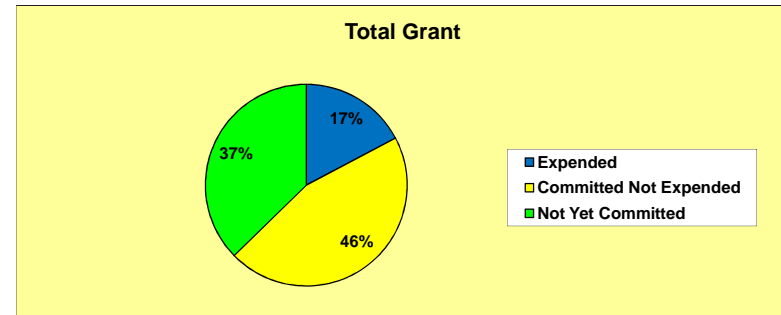
Gwinnett County, GA NSP-1 Grant Amount is \$10,507,827

\$6,587,801 (62.7%) has been committed

\$1,814,143 (17.3%) has been expended

Grant Number B-08-UN-13-0005
 HUD Region IV
 HUD FO Atlanta FO
 State Georgia

	Total Grant		LH25 Requirement	
	Grantee	National Average	Grantee	National Average
Total NSP Funding	\$10,507,827		\$2,626,957 *	
Cum. Commitments Through Mar As % of Total Amount	\$6,587,801 62.7%	44.3%	\$2,433,309 92.6%	49.8%
Commitments During Mar	\$0		\$0	
Monthly Trend Goal for Mar**	\$653,338		\$32,275	
% of March Trend Goal Met	0.0%	77.9%	0.0%	104.3%
Monthly Trend Goal for Apr - Aug**	\$784,005		\$38,730	
As % of March Trend Goal	120.0%		120.0%	
Expenditures Through Mar As % of Total Amount	\$1,814,143 17.3%	19.1%	\$0 0.0%	18.5%
Program Income Through Mar As % of Total Amount	\$0 0.0%	0.4%	N/A N/A	

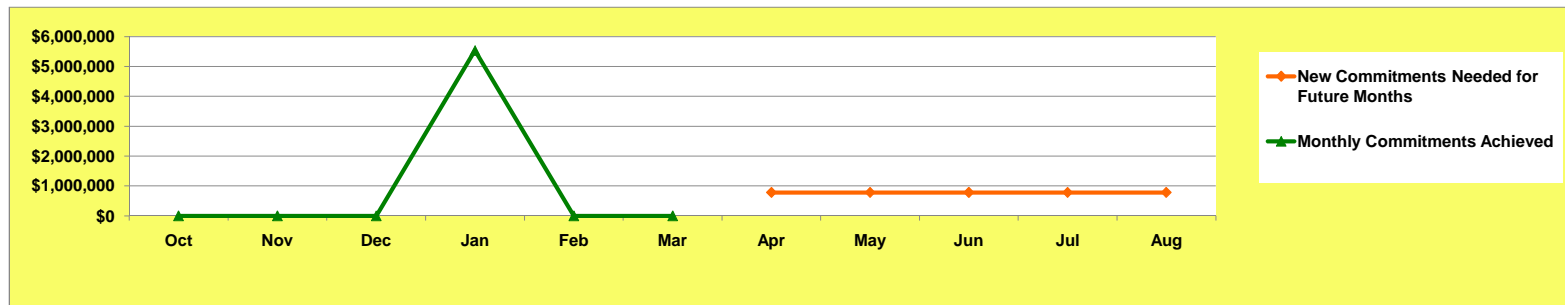


* The LH25 minimum requirement is 25% of the total grant amount, benefitting households with incomes below 50% AMI.

** The trend goal is the average future monthly commitment rate required in order to fully commit the Total NSP Funding by August 30, 2010

Gwinnett County, GA committed zero during March and needs to average \$784,005 per month for April through August

Gwinnett County, GA Commitments Trend (Monthly Commitments)



HUD NSP-1 Reporting

Mar 2010 Grantee Report - Gwinnett County, GA

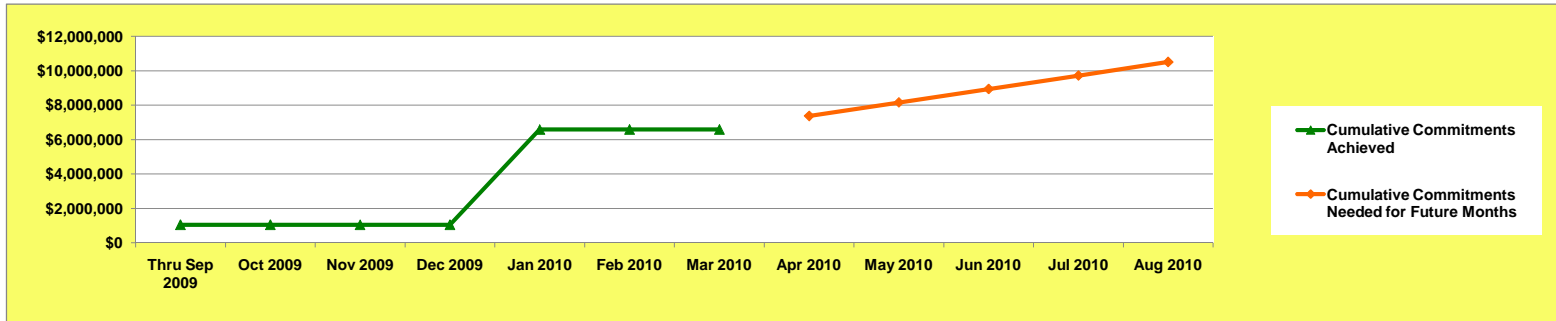


Gwinnett County, GA NSP-1 Grant Amount is \$10,507,827

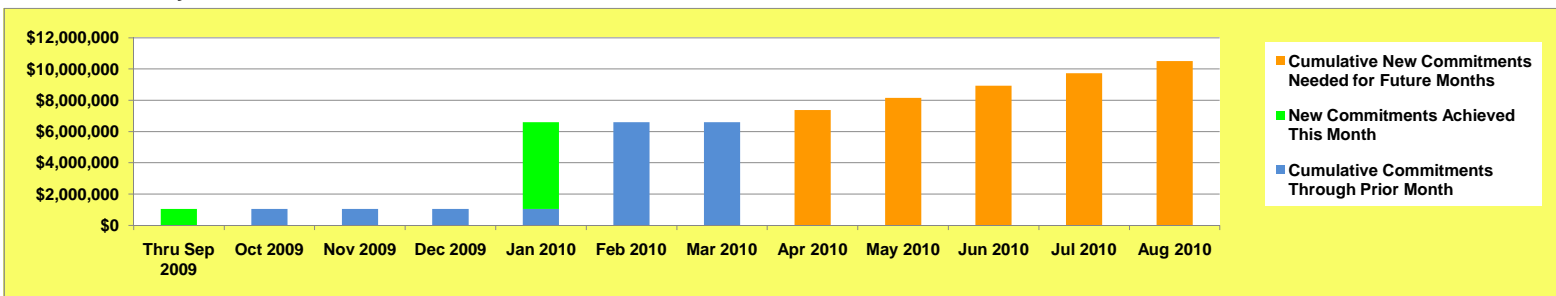
\$6,587,801 (62.7%) has been committed

\$1,814,143 (17.3%) has been expended

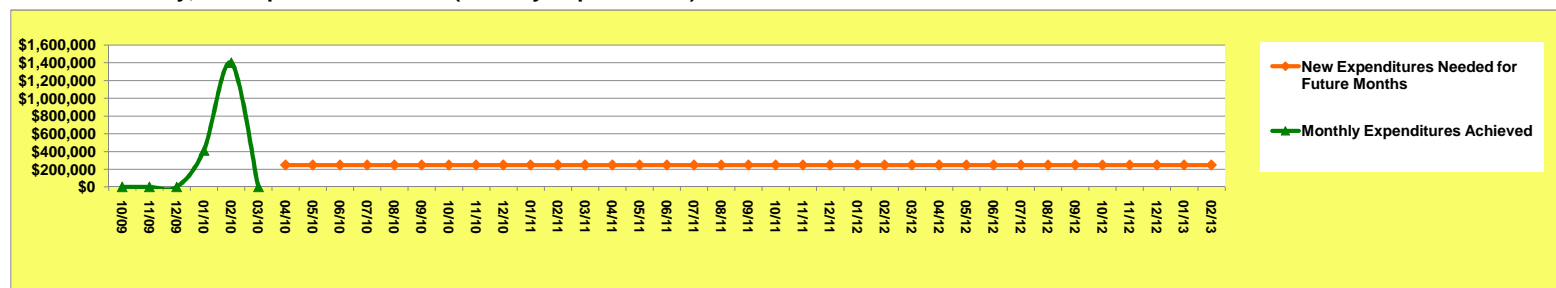
Gwinnett County, GA Commitments Trend (Cumulative Commitments)



Gwinnett County, GA Commitments Versus Total Grant Amount



Gwinnett County, GA Expenditures Trend (Monthly Expenditures)



Gwinnett County, GA expended zero during March and needs to average \$248,391 per month for April 2010 through February 2013

Gwinnett County, GA
 March 2010 Grantee Report (current data are as of 04-05-2010, prior data are as of 03-02-2010)

Region IV
 Atlanta FO
 Georgia

HUD NSP-1 Reporting

Mar 2010 Grantee Report - Gwinnett County, GA

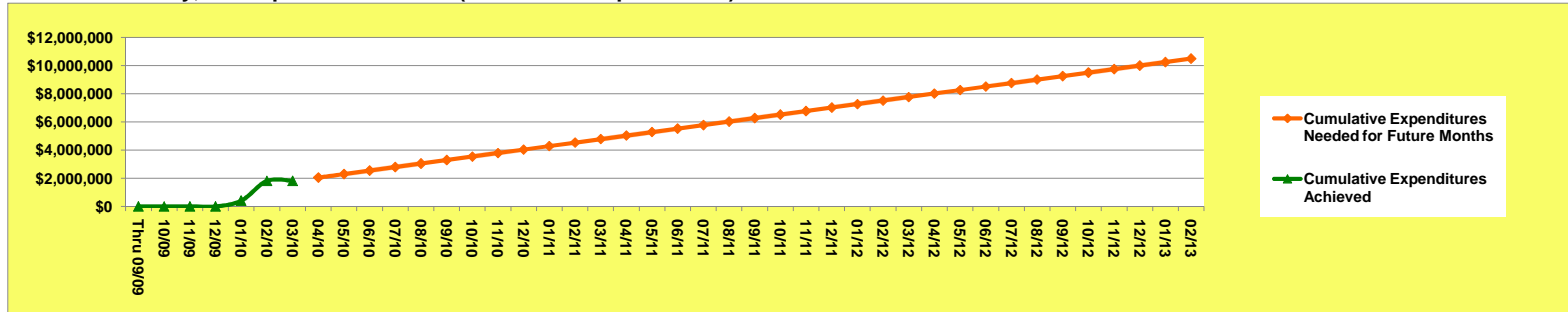


Gwinnett County, GA NSP-1 Grant Amount is \$10,507,827

\$6,587,801 (62.7%) has been committed

\$1,814,143 (17.3%) has been expended

Gwinnett County, GA Expenditures Trend (Cumulative Expenditures)



Summary of NSP-1 Reporting Measures and Performance Ratio for Gwinnett County, GA (Cumulative through 04-06-10)

	(A) Projected Measures	(B) Actual Measures	(C) Percentage (B ÷ A)	(D) % of Grant Expended	(E) Performance Ratio (C ÷ D)	
Number of homes / properties	483	33	6.8%	↕	↕	(A) is the sum of all unit-denominated measures selected by the grantee (for example, "number of foreclosed homes acquired") (B) is the sum of all beneficiary-denominated measures selected by the grantee (for example, "number of units rented to beneficiaries") If the Performance Ratio (E) is 1.00, that indicates that the grantee's achievement of performance measures is in balance with the grantee's expenditure of funds. A ratio above 1.00 indicates better performance (relatively more performance measures achieved in relation to funds expended). A ratio below 1.00 indicates relatively poorer performance.
Number of hholds / persons served	253	16	6.3%			
Performance for Grantee:			6.58%	17.26%	0.38	
National Average:			21.99%	19.06%	1.15	
Above / Below National Average:			Below	Below	Below	

Gwinnett County, GA NSP-1 Program and Beneficiary Characteristics

BENEFICIARY INCOME RANGE:	Projected Measures	Actual Measures
Below 50% AMI	47.0%	6.3%
50% AMI to 80% AMI	53.0%	93.8%
80% AMI to 120% AMI	0.0%	0.0%

Gwinnett County, GA NSP-1 Unit and Beneficiary Goals and Achievements

NSP-1 ACTIVITY TYPE	Units Goal	Units Achieved	Beneficiary Goal	Beneficiaries Served
Acquisition	230	33	115	16
Clearance	0	0	0	0
Homeownership	23	0	23	0
Land Banking	0	0	0	0
Public Facilities / Economic Development	0	0	0	0
Residential New Construction	0	0	0	0
Residential Rehab	230	0	115	0
Other	0	0	0	0
Total	483	33	253	16

HUD NSP-1 Reporting

Mar 2010 Grantee Report - Gwinnett County, GA



Gwinnett County, GA NSP-1 Grant Amount is \$10,507,827

\$6,587,801 (62.7%) has been committed

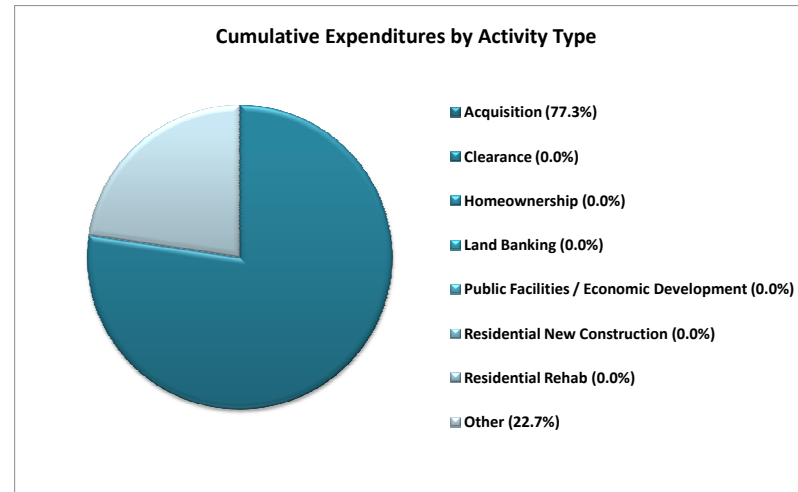
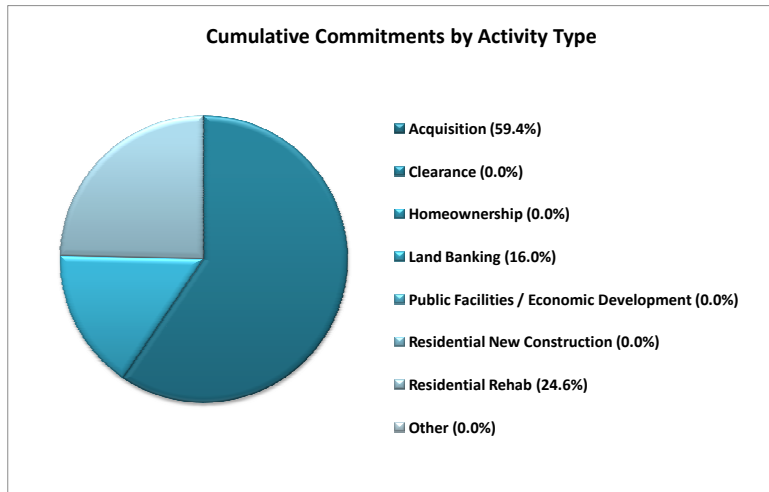
\$1,814,143 (17.3%) has been expended

Commitments by Activity Type for Gwinnett County, GA (Cumulative Through 04-02-10)

Acquisition	\$3,914,544	59.4%
Clearance	\$0	0.0%
Homeownership	\$0	0.0%
Land Banking	\$1,050,783	16.0%
Public Facilities / Economic Development	\$0	0.0%
Residential New Construction	\$0	0.0%
Residential Rehab	\$1,622,474	24.6%
Other	\$0	0.0%
Cumulative Commitments	\$6,587,801	100.0%

Expenditures by Activity Type for Gwinnett County, GA (Cumulative Through 04-02-10)

Acquisition	\$1,402,824	77.3%
Clearance	\$0	0.0%
Homeownership	\$0	0.0%
Land Banking	\$0	0.0%
Public Facilities / Economic Development	\$0	0.0%
Residential New Construction	\$0	0.0%
Residential Rehab	\$0	0.0%
Other	\$411,320	22.7%
Cumulative Expenditures	\$1,814,143	100.0%



Gwinnett County, GA
 March 2010 Grantee Report (current data are as of 04-05-2010, prior data are as of 03-02-2010)

Region IV
 Atlanta FO
 Georgia