

HUD NSP-1 Reporting

Mar 2010 Grantee Report - Greenville County, SC



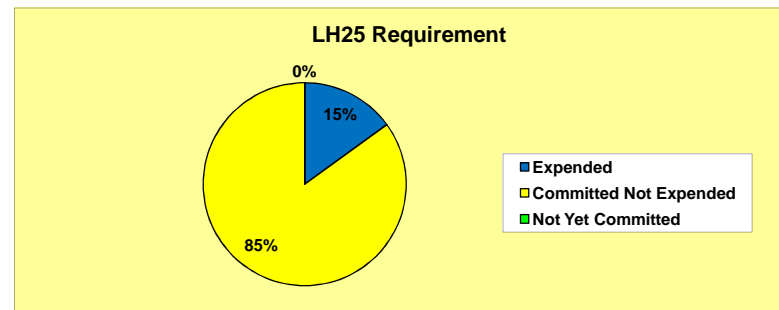
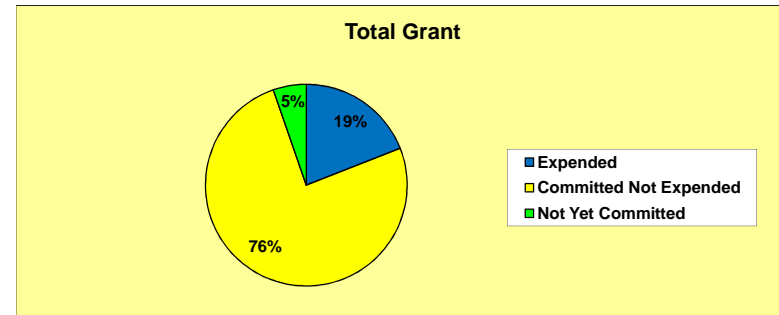
Greenville County, SC NSP-1 Grant Amount is \$2,262,856

\$2,142,862 (94.7%) has been committed

\$431,105 (19.1%) has been expended

Grant Number B-08-UN-45-0001
 HUD Region IV
 HUD FO Columbia FO
 State South Carolina

	Total Grant		LH25 Requirement	
	Grantee	National Average	Grantee	National Average
Total NSP Funding	\$2,262,856		\$565,714 *	
Cum. Commitments Through Mar As % of Total Amount	\$2,142,862 94.7%	44.3%	\$1,045,720 184.8%	49.8%
Commitments During Mar	\$1,436,577		\$945,720	
Monthly Trend Goal for Mar**	\$259,429		\$77,619	
% of March Trend Goal Met	553.7%	77.9%	1218.4%	104.3%
Monthly Trend Goal for Apr - Aug**	\$23,999		\$0	
As % of March Trend Goal	9.3%		0.0%	
Expenditures Through Mar As % of Total Amount	\$431,105 19.1%	19.1%	\$84,945 15.0%	18.5%
Program Income Through Mar As % of Total Amount	\$0 0.0%	0.4%	N/A N/A	

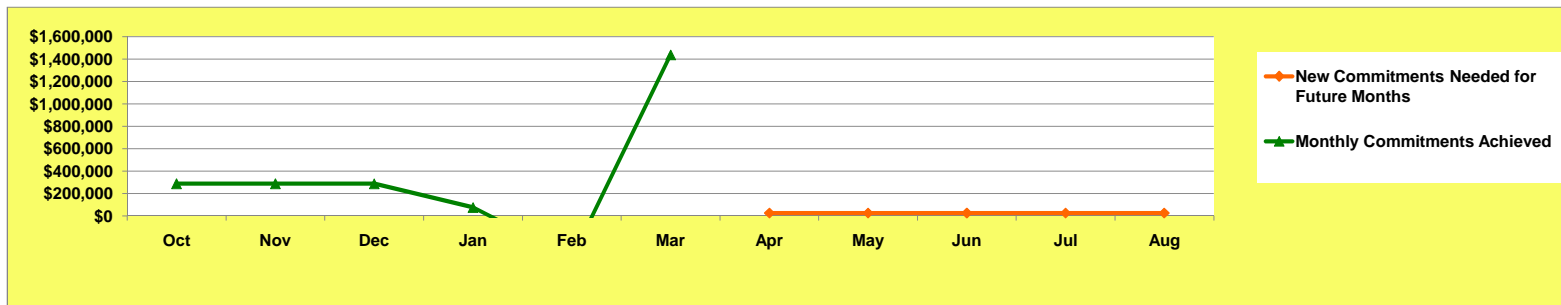


* The LH25 minimum requirement is 25% of the total grant amount, benefitting households with incomes below 50% AMI.

** The trend goal is the average future monthly commitment rate required in order to fully commit the Total NSP Funding by August 30, 2010

Greenville County, SC committed \$1,436,577 during March and needs to average \$23,999 per month for April through August

Greenville County, SC Commitments Trend (Monthly Commitments)



HUD NSP-1 Reporting

Mar 2010 Grantee Report - Greenville County, SC

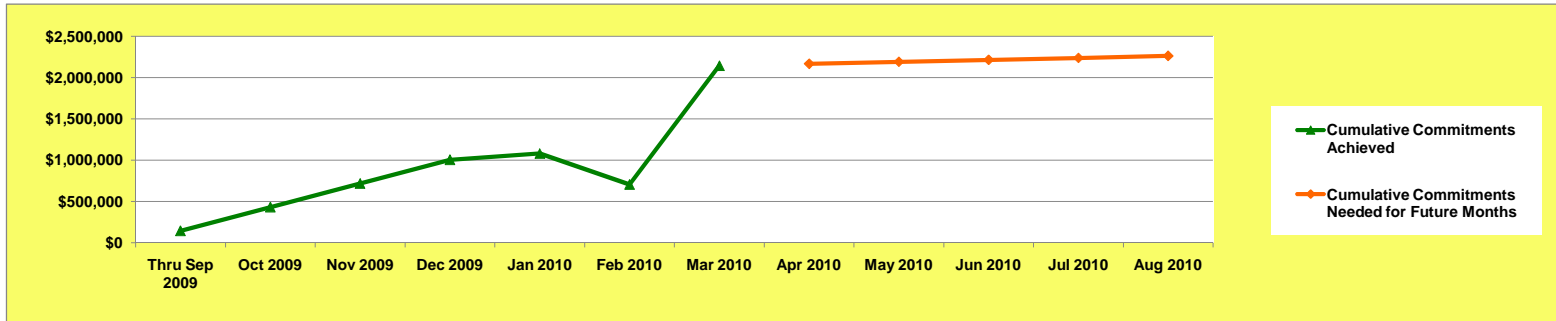


Greenville County, SC NSP-1 Grant Amount is \$2,262,856

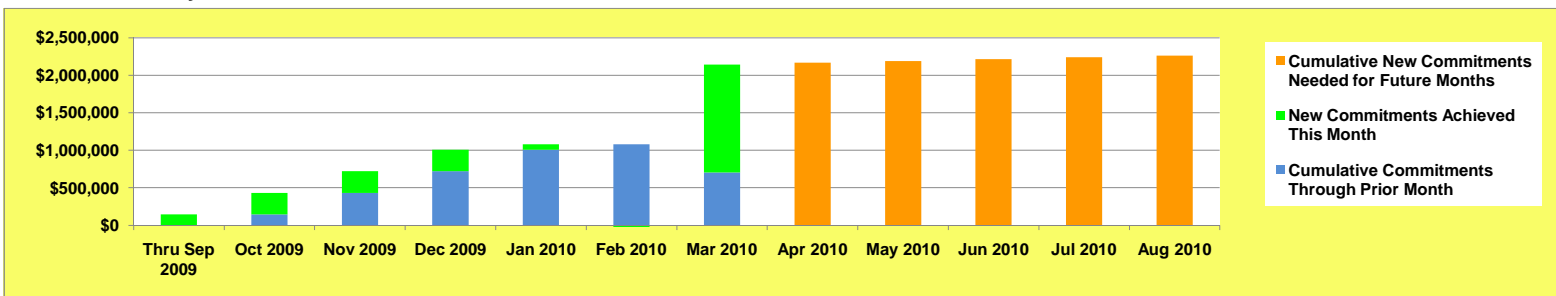
\$2,142,862 (94.7%) has been committed

\$431,105 (19.1%) has been expended

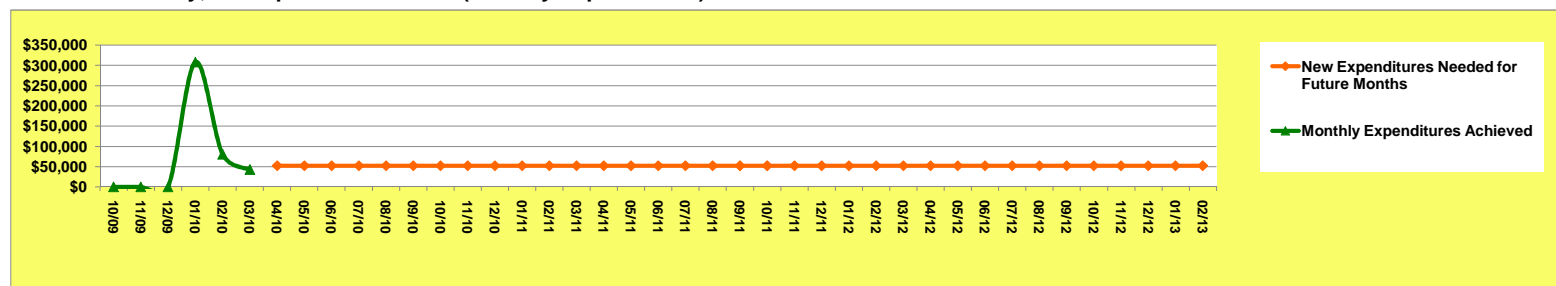
Greenville County, SC Commitments Trend (Cumulative Commitments)



Greenville County, SC Commitments Versus Total Grant Amount



Greenville County, SC Expenditures Trend (Monthly Expenditures)



Greenville County, SC expended \$42,781 during March and needs to average \$52,336 per month for April 2010 through February 2013

HUD NSP-1 Reporting

Mar 2010 Grantee Report - Greenville County, SC

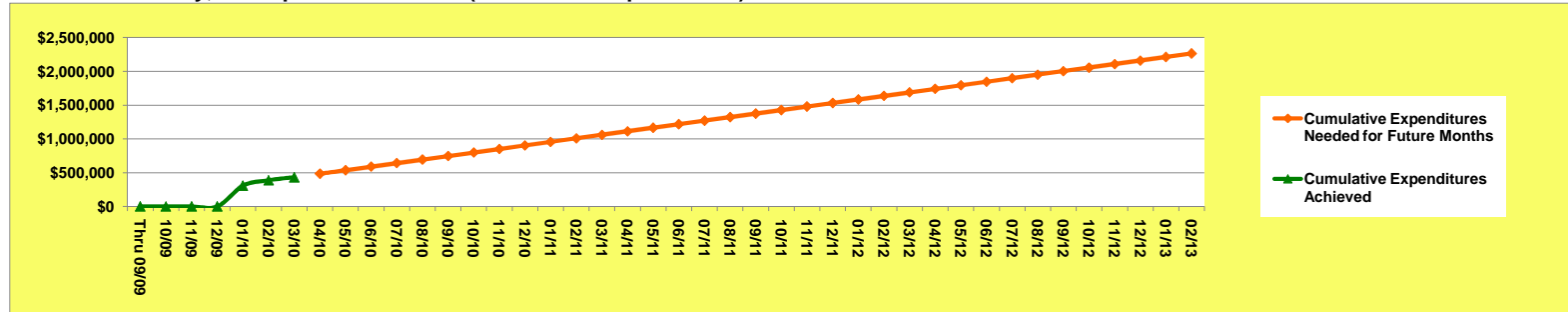


Greenville County, SC NSP-1 Grant Amount is \$2,262,856

\$2,142,862 (94.7%) has been committed

\$431,105 (19.1%) has been expended

Greenville County, SC Expenditures Trend (Cumulative Expenditures)



Summary of NSP-1 Reporting Measures and Performance Ratio for Greenville County, SC (Cumulative through 04-06-10)

	(A) Projected Measures	(B) Actual Measures	(C) Percentage (B ÷ A)	(D) % of Grant Expended	(E) Performance Ratio (C ÷ D)
Number of homes / properties	185	35	18.9%	↕	↕
Number of hholds / persons served	70	0	0.0%		
Performance for Grantee:			9.46%	19.05%	0.50
National Average:			21.99%	19.06%	1.15
Above / Below National Average:			Below	Below	Below

(A) is the sum of all unit-denominated measures selected by the grantee (for example, "number of foreclosed homes acquired")
 (B) is the sum of all beneficiary-denominated measures selected by the grantee (for example, "number of units rented to beneficiaries")

If the Performance Ratio (E) is 1.00, that indicates that the grantee's achievement of performance measures is in balance with the grantee's expenditure of funds. A ratio above 1.00 indicates better performance (relatively more performance measures achieved in relation to funds expended). A ratio below 1.00 indicates relatively poorer performance.

Greenville County, SC NSP-1 Program and Beneficiary Characteristics

BENEFICIARY INCOME RANGE:	Projected Measures	Actual Measures
Below 50% AMI	22.9%	0.0%
50% AMI to 80% AMI	0.0%	0.0%
80% AMI to 120% AMI	77.1%	0.0%

Greenville County, SC NSP-1 Unit and Beneficiary Goals and Achievements

NSP-1 ACTIVITY TYPE	Units Goal	Units Achieved	Beneficiary Goal	Beneficiaries Served
Acquisition	45	3	38	0
Clearance	66	22	0	0
Homeownership	0	0	0	0
Land Banking	30	10	0	0
Public Facilities / Economic Development	10	0	10	0
Residential New Construction	10	0	10	0
Residential Rehab	24	0	12	0
Other	0	0	0	0
Total	185	35	70	0

HUD NSP-1 Reporting

Mar 2010 Grantee Report - Greenville County, SC



Greenville County, SC NSP-1 Grant Amount is \$2,262,856

\$2,142,862 (94.7%) has been committed

\$431,105 (19.1%) has been expended

Commitments by Activity Type for Greenville County, SC (Cumulative Through 04-02-10)

Acquisition	\$150,000	7.0%
Clearance	\$140,000	6.5%
Homeownership	\$0	0.0%
Land Banking	\$226,285	10.6%
Public Facilities / Economic Development	\$580,857	27.1%
Residential New Construction	\$450,000	21.0%
Residential Rehab	\$495,720	23.1%
Other	\$100,000	4.7%
Cumulative Commitments	\$2,142,862	100.0%

Expenditures by Activity Type for Greenville County, SC (Cumulative Through 04-02-10)

Acquisition	\$84,945	19.7%
Clearance	\$38,606	9.0%
Homeownership	\$0	0.0%
Land Banking	\$87,823	20.4%
Public Facilities / Economic Development	\$136,079	31.6%
Residential New Construction	\$0	0.0%
Residential Rehab	\$0	0.0%
Other	\$83,652	19.4%
Cumulative Expenditures	\$431,105	100.0%

