

HUD NSP-1 Reporting

Mar 2010 Grantee Report - Genesee County, MI



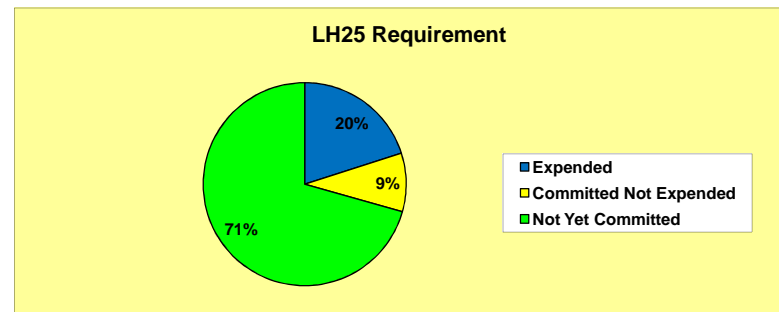
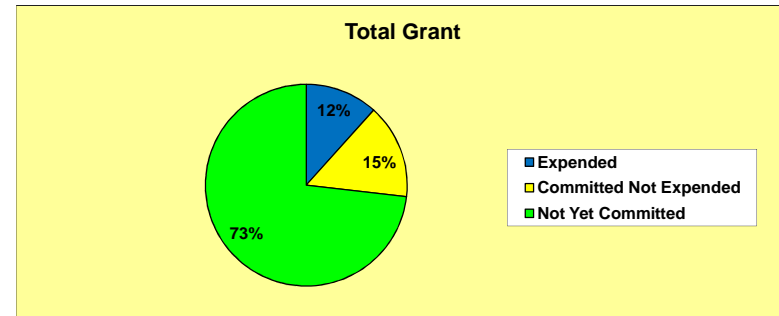
Genesee County, MI NSP-1 Grant Amount is \$7,506,343

\$2,011,622 (26.8%) has been committed

\$872,818 (11.6%) has been expended

Grant Number B-08-UN-26-0001
 HUD Region V
 HUD FO Detroit FO
 State Michigan

	Total Grant		LH25 Requirement	
	Grantee	National Average	Grantee	National Average
Total NSP Funding	\$7,506,343		\$1,876,586 *	
Cum. Commitments Through Mar As % of Total Amount	\$2,011,622 26.8%	44.3%	\$551,527 29.4%	49.8%
Commitments During Mar	\$535,438		\$483,027	
Monthly Trend Goal for Mar**	\$1,005,026		\$301,348	
% of March Trend Goal Met	53.3%	77.9%	160.3%	104.3%
Monthly Trend Goal for Apr - Aug** As % of March Trend Goal	\$1,098,944 109.3%		\$265,012 87.9%	
Expenditures Through Mar As % of Total Amount	\$872,818 11.6%	19.1%	\$376,528 20.1%	18.5%
Program Income Through Mar As % of Total Amount	\$0 0.0%	0.4%	N/A N/A	

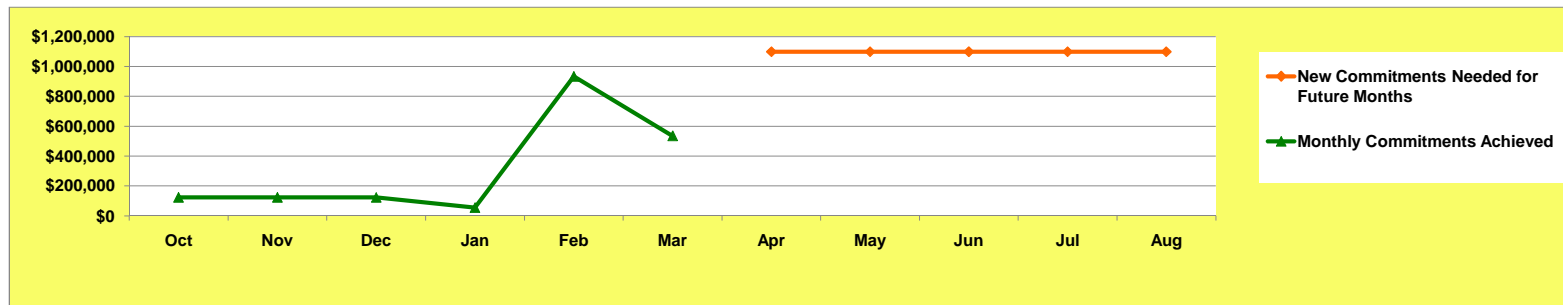


* The LH25 minimum requirement is 25% of the total grant amount, benefitting households with incomes below 50% AMI.

** The trend goal is the average future monthly commitment rate required in order to fully commit the Total NSP Funding by August 30, 2010

Genesee County, MI committed \$535,438 during March and needs to average \$1,098,944 per month for April through August

Genesee County, MI Commitments Trend (Monthly Commitments)



HUD NSP-1 Reporting

Mar 2010 Grantee Report - Genesee County, MI

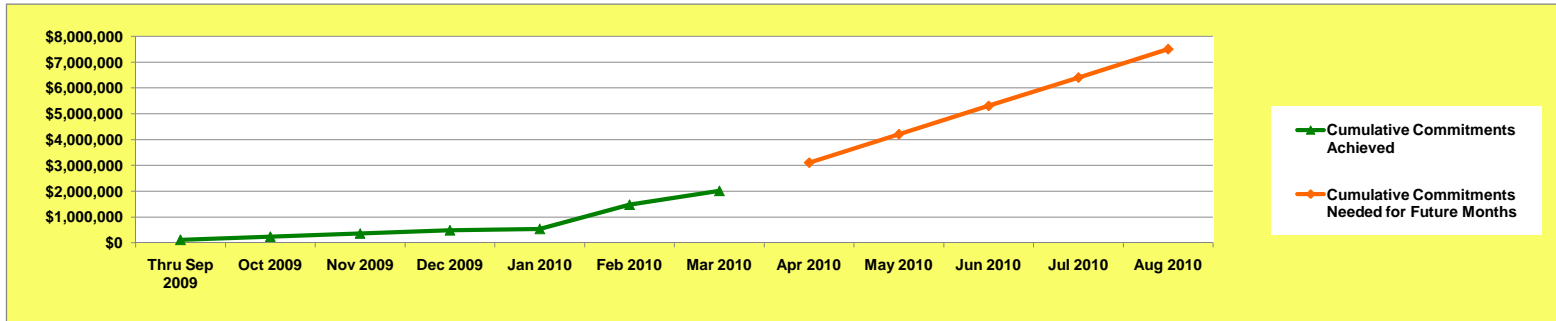


Genesee County, MI NSP-1 Grant Amount is \$7,506,343

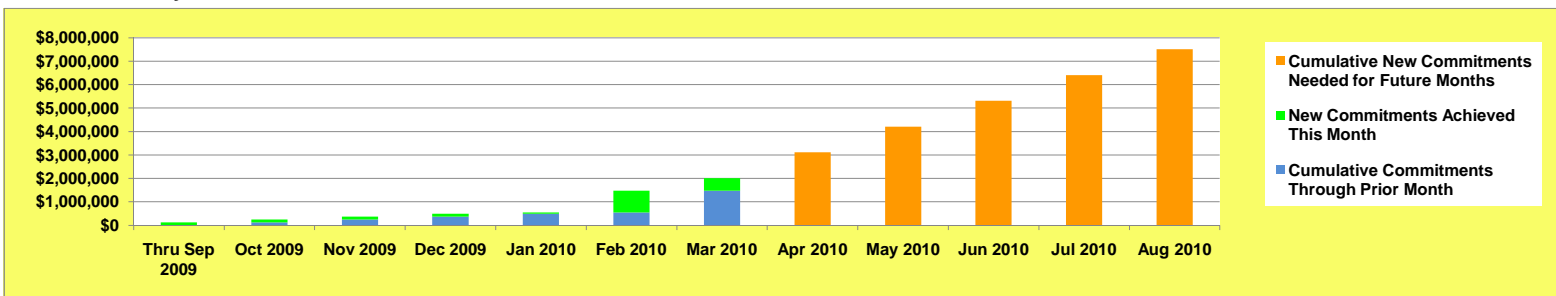
\$2,011,622 (26.8%) has been committed

\$872,818 (11.6%) has been expended

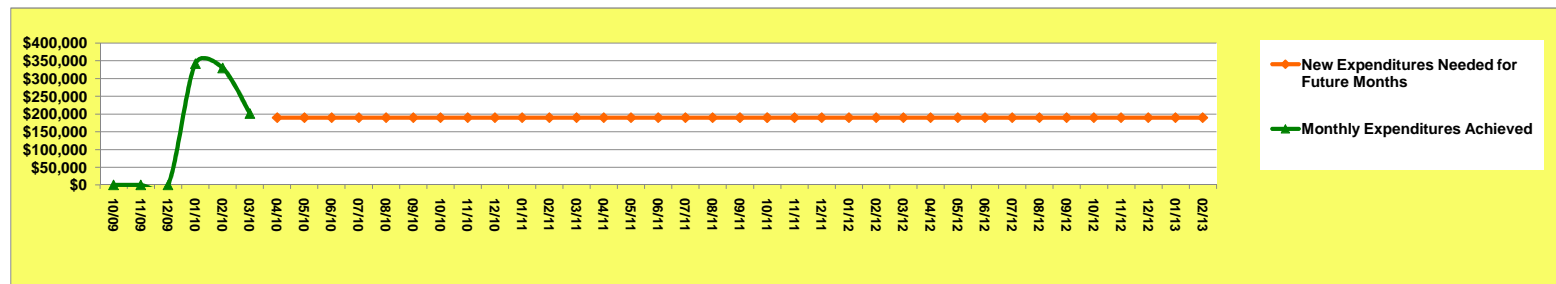
Genesee County, MI Commitments Trend (Cumulative Commitments)



Genesee County, MI Commitments Versus Total Grant Amount



Genesee County, MI Expenditures Trend (Monthly Expenditures)



Genesee County, MI expended \$201,199 during March and needs to average \$189,529 per month for April 2010 through February 2013

Genesee County, MI
March 2010 Grantee Report (current data are as of 04-05-2010, prior data are as of 03-02-2010)

Region V
Detroit FO
Michigan

HUD NSP-1 Reporting

Mar 2010 Grantee Report - Genesee County, MI

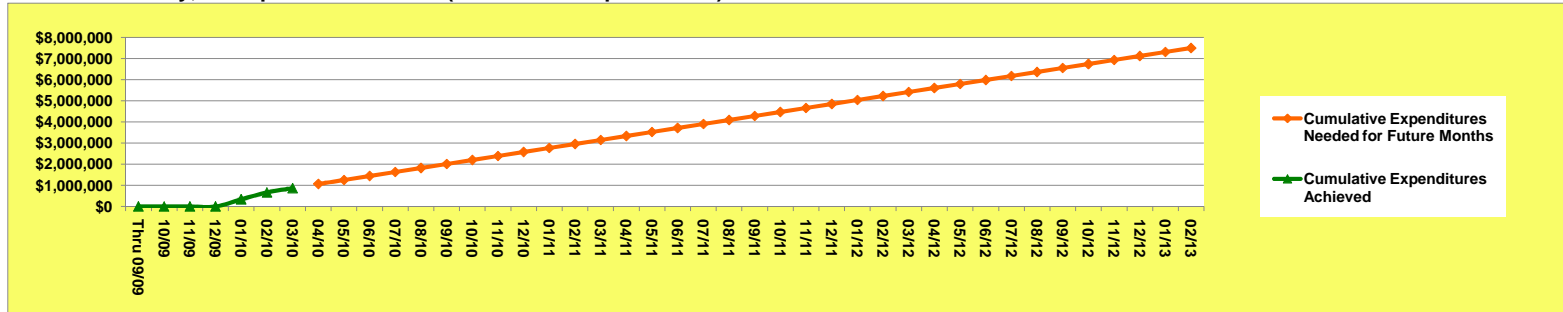


Genesee County, MI NSP-1 Grant Amount is \$7,506,343

\$2,011,622 (26.8%) has been committed

\$872,818 (11.6%) has been expended

Genesee County, MI Expenditures Trend (Cumulative Expenditures)



Summary of NSP-1 Reporting Measures and Performance Ratio for Genesee County, MI (Cumulative through 04-06-10)

	(A) Projected Measures	(B) Actual Measures	(C) Percentage (B ÷ A)	(D) % of Grant Expended	(E) Performance Ratio (C ÷ D)	
Number of homes / properties	215	0	0.0%	↕	↕	(A) is the sum of all unit-denominated measures selected by the grantee (for example, "number of foreclosed homes acquired")
Number of hholds / persons served	414	0	0.0%			(B) is the sum of all beneficiary-denominated measures selected by the grantee (for example, "number of units rented to beneficiaries")
	Performance for Grantee:		0.00%	11.63%	0.00	If the Performance Ratio (E) is 1.00, that indicates that the grantee's achievement of performance measures is in balance with the grantee's expenditure of funds. A ratio above 1.00 indicates better performance (relatively more performance measures achieved in relation to funds expended). A ratio below 1.00 indicates relatively poorer performance.
	National Average:		21.99%	19.06%	1.15	
	Above / Below National Average:		Below	Below	Below	

Genesee County, MI NSP-1 Program and Beneficiary Characteristics

BENEFICIARY INCOME RANGE:	Projected Measures	Actual Measures
Below 50% AMI	36.2%	0.0%
50% AMI to 80% AMI	63.8%	0.0%
80% AMI to 120% AMI	0.0%	0.0%

Genesee County, MI NSP-1 Unit and Beneficiary Goals and Achievements

NSP-1 ACTIVITY TYPE	Units Goal	Units Achieved	Beneficiary Goal	Beneficiaries Served
Acquisition	0	0	314	0
Clearance	215	0	0	0
Homeownership	0	0	100	0
Land Banking	0	0	0	0
Public Facilities / Economic Development	0	0	0	0
Residential New Construction	0	0	0	0
Residential Rehab	0	0	0	0
Other	0	0	0	0
Total	215	0	414	0

HUD NSP-1 Reporting

Mar 2010 Grantee Report - Genesee County, MI



Genesee County, MI NSP-1 Grant Amount is \$7,506,343

\$2,011,622 (26.8%) has been committed

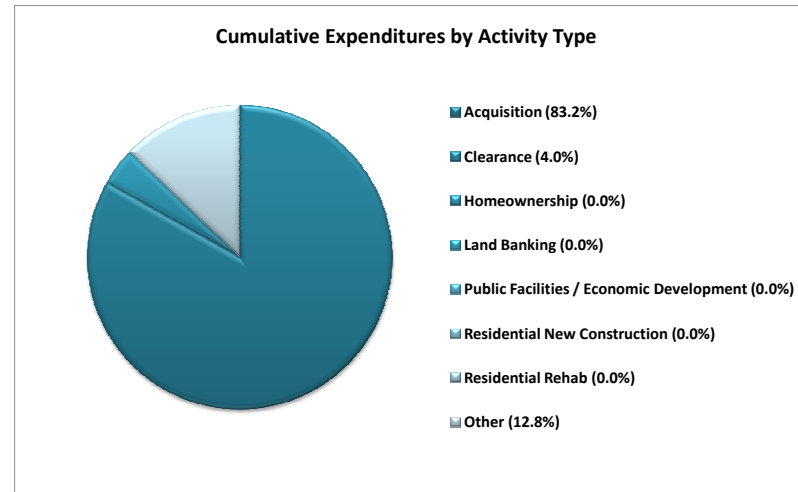
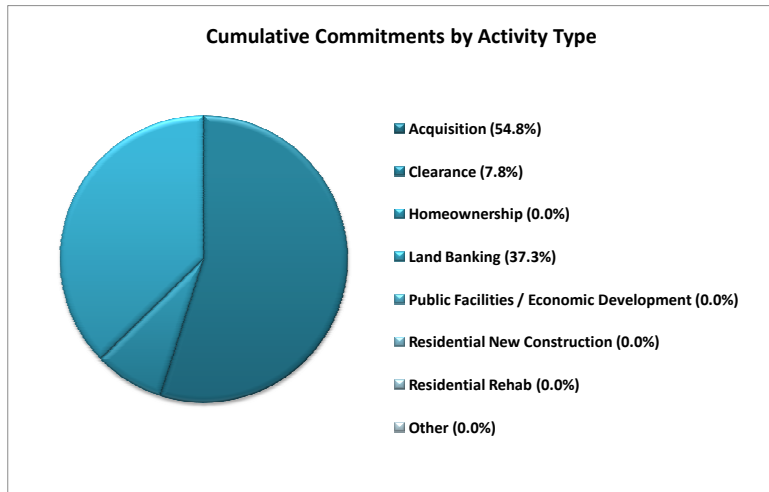
\$872,818 (11.6%) has been expended

Commitments by Activity Type for Genesee County, MI (Cumulative Through 04-02-10)

Acquisition	\$1,103,188	54.8%
Clearance	\$157,800	7.8%
Homeownership	\$0	0.0%
Land Banking	\$750,634	37.3%
Public Facilities / Economic Development	\$0	0.0%
Residential New Construction	\$0	0.0%
Residential Rehab	\$0	0.0%
Other	\$0	0.0%
Cumulative Commitments	\$2,011,622	100.0%

Expenditures by Activity Type for Genesee County, MI (Cumulative Through 04-02-10)

Acquisition	\$725,957	83.2%
Clearance	\$34,973	4.0%
Homeownership	\$0	0.0%
Land Banking	\$0	0.0%
Public Facilities / Economic Development	\$0	0.0%
Residential New Construction	\$0	0.0%
Residential Rehab	\$0	0.0%
Other	\$111,889	12.8%
Cumulative Expenditures	\$872,818	100.0%



Genesee County, MI
March 2010 Grantee Report (current data are as of 04-05-2010, prior data are as of 03-02-2010)

Region V
Detroit FO
Michigan