

HUD NSP-1 Reporting

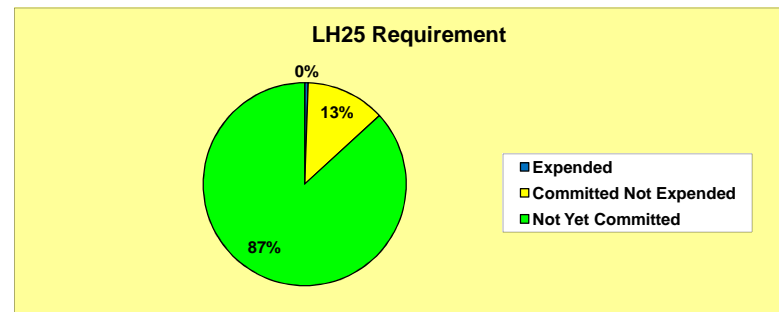
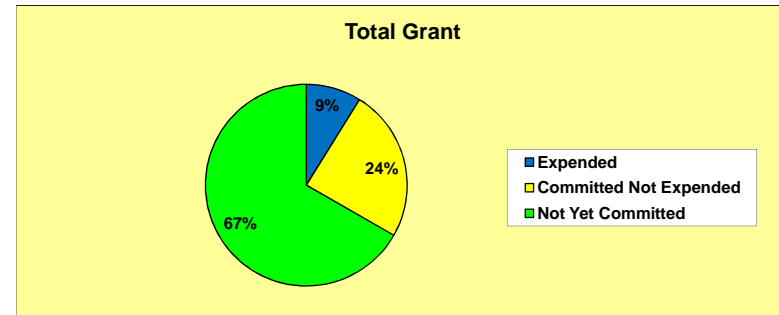


Euclid, OH NSP-1 Grant Amount is \$2,580,464
 \$858,400 (33.3%) has been committed
 \$228,385 (8.9%) has been expended

Mar 2010 Grantee Report - Euclid, OH

Grant Number B-08-MN-39-0008
 HUD Region V
 HUD FO Columbus FO
 State Ohio

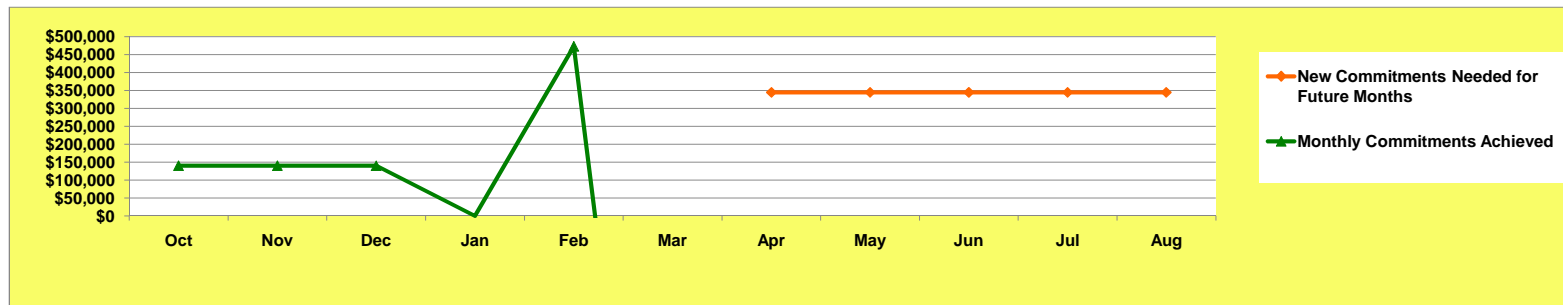
	Total Grant		LH25 Requirement	
	Grantee	National Average	Grantee	National Average
Total NSP Funding	\$2,580,464		\$645,116 *	
Cum. Commitments Through Mar As % of Total Amount	\$858,400 33.3%	44.3%	\$85,000 13.2%	49.8%
Commitments During Mar Monthly Trend Goal for Mar**	-\$1,722,064 \$0		-\$565,000 \$0	
% of March Trend Goal Met	N/A	77.9%	N/A	104.3%
Monthly Trend Goal for Apr - Aug** As % of March Trend Goal	\$344,413 N/A		\$112,023 N/A	
Expenditures Through Mar As % of Total Amount	\$228,385 8.9%	19.1%	\$3,438 0.5%	18.5%
Program Income Through Mar As % of Total Amount	\$0 0.0%	0.4%	N/A N/A	



* The LH25 minimum requirement is 25% of the total grant amount, benefitting households with incomes below 50% AMI.
 ** The trend goal is the average future monthly commitment rate required in order to fully commit the Total NSP Funding by August 30, 2010

Euclid, OH committed -\$1,722,064 during March and needs to average \$344,413 per month for April through August

Euclid, OH Commitments Trend (Monthly Commitments)



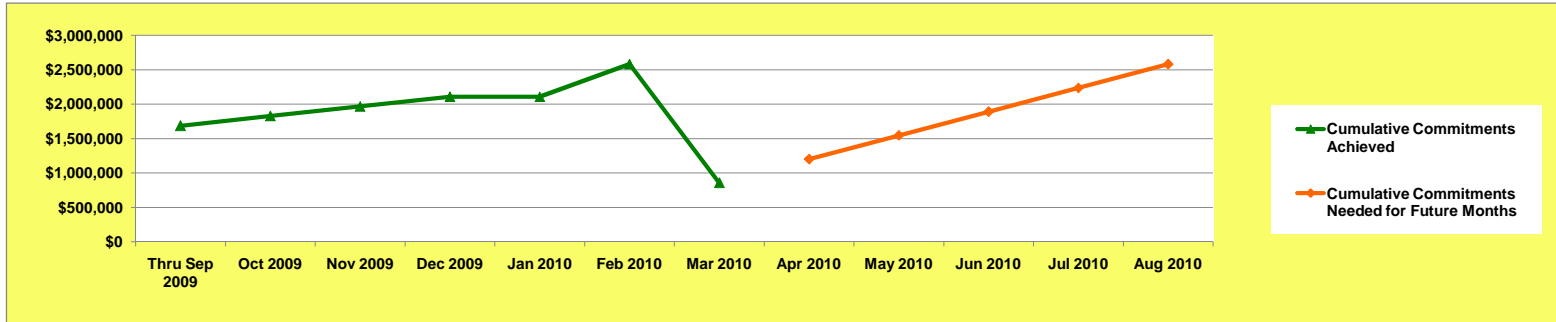
HUD NSP-1 Reporting

Mar 2010 Grantee Report - Euclid, OH

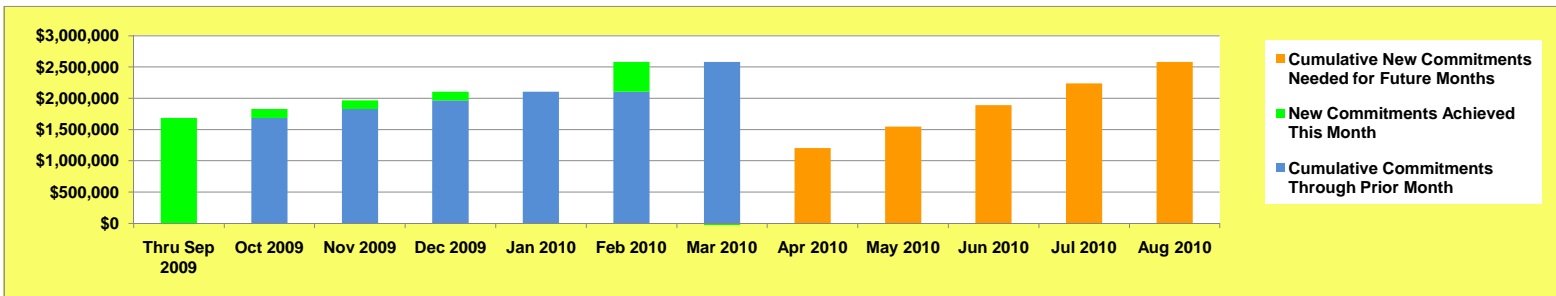


Euclid, OH NSP-1 Grant Amount is \$2,580,464
 \$858,400 (33.3%) has been committed
 \$228,385 (8.9%) has been expended

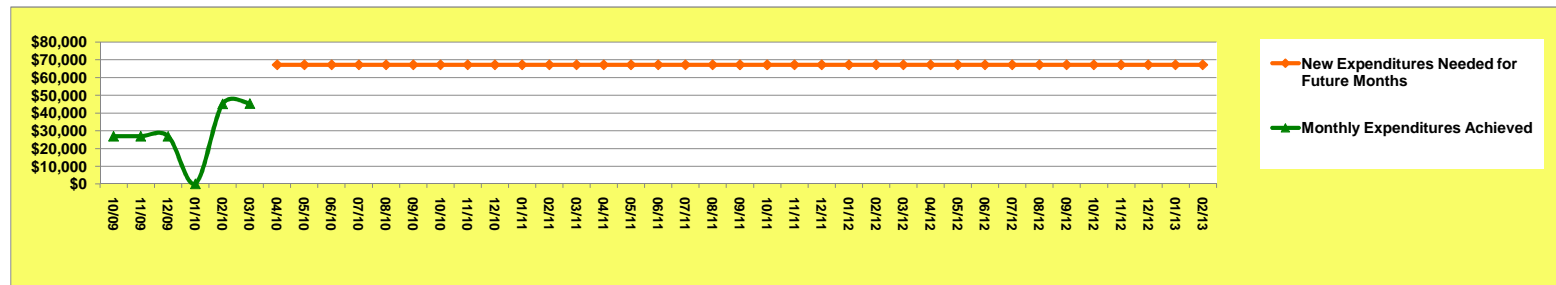
Euclid, OH Commitments Trend (Cumulative Commitments)



Euclid, OH Commitments Versus Total Grant Amount



Euclid, OH Expenditures Trend (Monthly Expenditures)



Euclid, OH expended \$45,273 during March and needs to average \$67,202 per month for April 2010 through February 2013

HUD NSP-1 Reporting

Mar 2010 Grantee Report - Euclid, OH

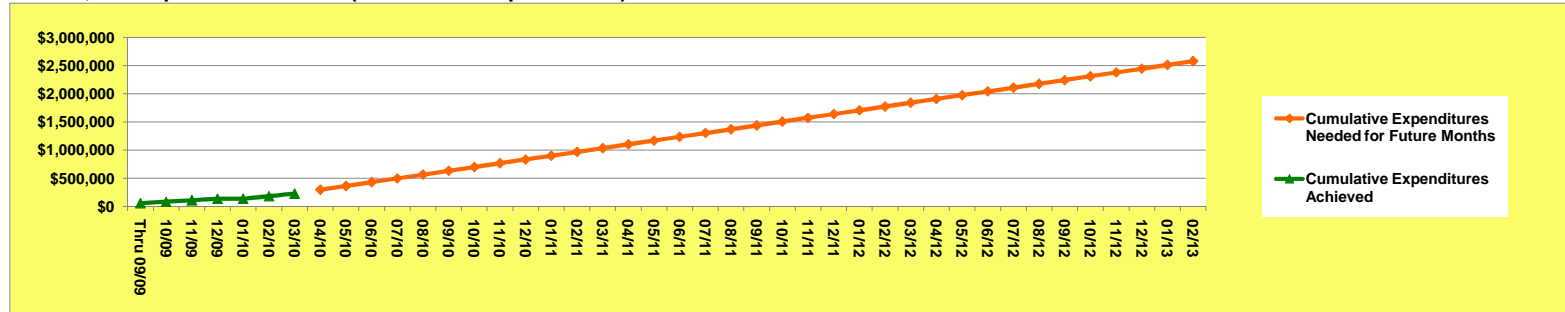


Euclid, OH NSP-1 Grant Amount is \$2,580,464

\$858,400 (33.3%) has been committed

\$228,385 (8.9%) has been expended

Euclid, OH Expenditures Trend (Cumulative Expenditures)



Summary of NSP-1 Reporting Measures and Performance Ratio for Euclid, OH (Cumulative through 04-06-10)

	(A) Projected Measures	(B) Actual Measures	(C) Percentage (B ÷ A)	(D) % of Grant Expended	(E) Performance Ratio (C ÷ D)	
Number of homes / properties	274	161	58.8%	↕	↕	<p>(A) is the sum of all unit-denominated measures selected by the grantee (for example, "number of foreclosed homes acquired")</p> <p>(B) is the sum of all beneficiary-denominated measures selected by the grantee (for example, "number of units rented to beneficiaries")</p> <p>If the Performance Ratio (E) is 1.00, that indicates that the grantee's achievement of performance measures is in balance with the grantee's expenditure of funds. A ratio above 1.00 indicates better performance (relatively more performance measures achieved in relation to funds expended). A ratio below 1.00 indicates relatively poorer performance.</p>
Number of hholds / persons served	32	13	40.6%			
Performance for Grantee:			49.69%	8.85%	5.61	
National Average:			21.99%	19.06%	1.15	
Above / Below National Average:			Above	Below	Above	

Euclid, OH NSP-1 Program and Beneficiary Characteristics

BENEFICIARY INCOME RANGE:	Projected Measures	Actual Measures
Below 50% AMI	62.5%	100.0%
50% AMI to 80% AMI	37.5%	0.0%
80% AMI to 120% AMI	0.0%	0.0%

Euclid, OH NSP-1 Unit and Beneficiary Goals and Achievements

NSP-1 ACTIVITY TYPE	Units Goal	Units Achieved	Beneficiary Goal	Beneficiaries Served
Acquisition	116	82	16	13
Clearance	84	40	0	0
Homeownership	0	0	0	0
Land Banking	42	38	0	0
Public Facilities / Economic Development	0	0	0	0
Residential New Construction	0	0	0	0
Residential Rehab	32	1	16	0
Other	0	0	0	0
Total	274	161	32	13

HUD NSP-1 Reporting

Mar 2010 Grantee Report - Euclid, OH



Euclid, OH NSP-1 Grant Amount is \$2,580,464

\$858,400 (33.3%) has been committed

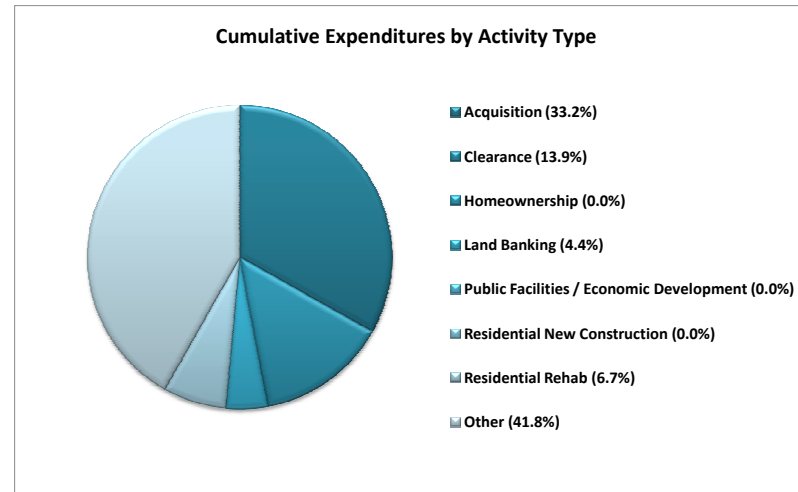
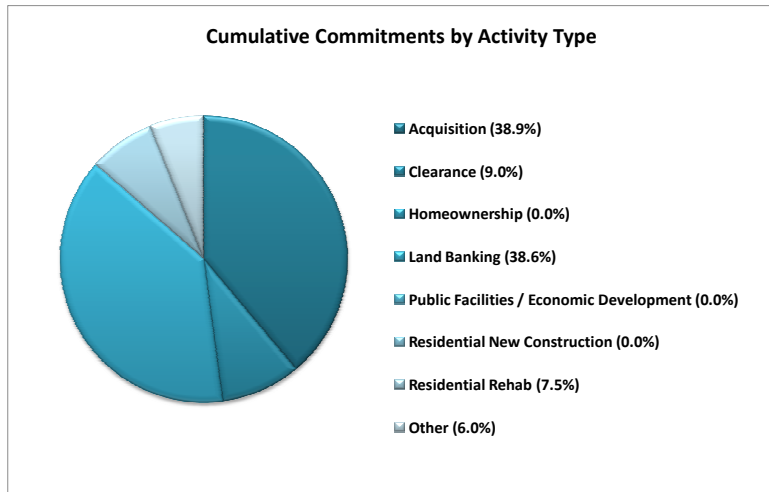
\$228,385 (8.9%) has been expended

Commitments by Activity Type for Euclid, OH (Cumulative Through 04-02-10)

Acquisition	\$260,000	38.9%
Clearance	\$60,000	9.0%
Homeownership	\$0	0.0%
Land Banking	\$258,000	38.6%
Public Facilities / Economic Development	\$0	0.0%
Residential New Construction	\$0	0.0%
Residential Rehab	\$50,000	7.5%
Other	\$40,400	6.0%
Cumulative Commitments	\$668,400	100.0%

Expenditures by Activity Type for Euclid, OH (Cumulative Through 04-02-10)

Acquisition	\$75,725	33.2%
Clearance	\$31,644	13.9%
Homeownership	\$0	0.0%
Land Banking	\$10,113	4.4%
Public Facilities / Economic Development	\$0	0.0%
Residential New Construction	\$0	0.0%
Residential Rehab	\$15,338	6.7%
Other	\$95,565	41.8%
Cumulative Expenditures	\$228,385	100.0%



Euclid, OH
March 2010 Grantee Report (current data are as of 04-05-2010, prior data are as of 03-02-2010)

Region V
Columbus FO
Ohio