

HUD NSP-1 Reporting



Elyria, OH NSP-1 Grant Amount is \$2,468,215

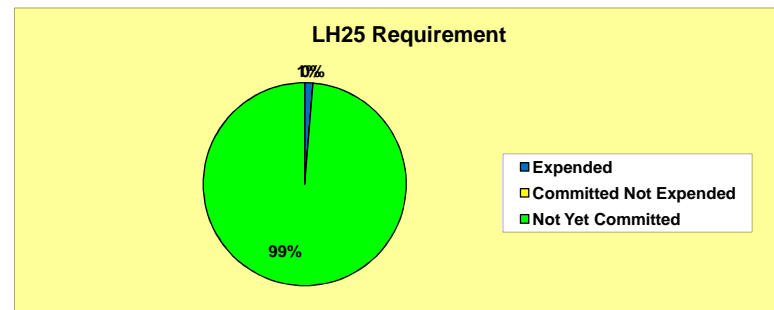
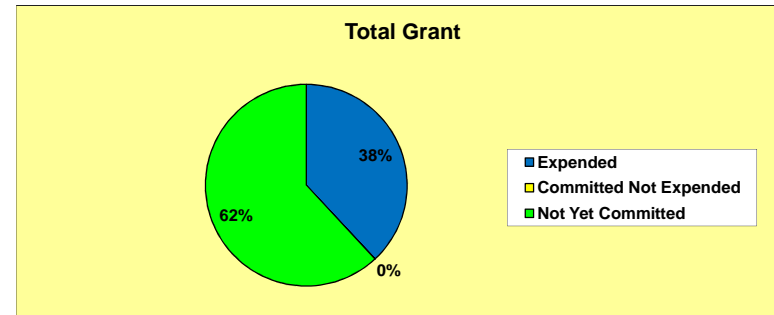
\$939,643 (38.1%) has been committed

\$939,487 (38.1%) has been expended

Mar 2010 Grantee Report - Elyria, OH

Grant Number B-08-MN-39-0007
 HUD Region V
 HUD FO Columbus FO
 State Ohio

	Total Grant		LH25 Requirement	
	Grantee	National Average	Grantee	National Average
Total NSP Funding	\$2,468,215		\$617,054 *	
Cum. Commitments Through Mar As % of Total Amount	\$939,643 38.1%	44.3%	\$8,198 1.3%	49.8%
Commitments During Mar	\$58,798		\$0	
Monthly Trend Goal for Mar**	\$264,562		\$101,476	
% of March Trend Goal Met	22.2%	77.9%	0.0%	104.3%
Monthly Trend Goal for Apr - Aug** As % of March Trend Goal	\$305,714 115.6%		\$121,771 120.0%	
Expenditures Through Mar As % of Total Amount	\$939,487 38.1%	19.1%	\$8,198 1.3%	18.5%
Program Income Through Mar As % of Total Amount	\$0 0.0%	0.4%	N/A N/A	

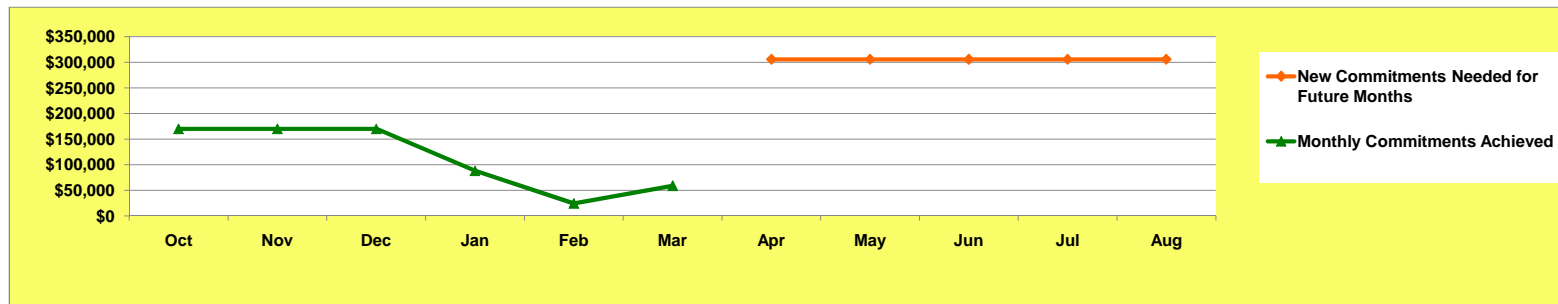


* The LH25 minimum requirement is 25% of the total grant amount, benefitting households with incomes below 50% AMI.

** The trend goal is the average future monthly commitment rate required in order to fully commit the Total NSP Funding by August 30, 2010

Elyria, OH committed \$58,798 during March and needs to average \$305,714 per month for April through August

Elyria, OH Commitments Trend (Monthly Commitments)



HUD NSP-1 Reporting

Mar 2010 Grantee Report - Elyria, OH

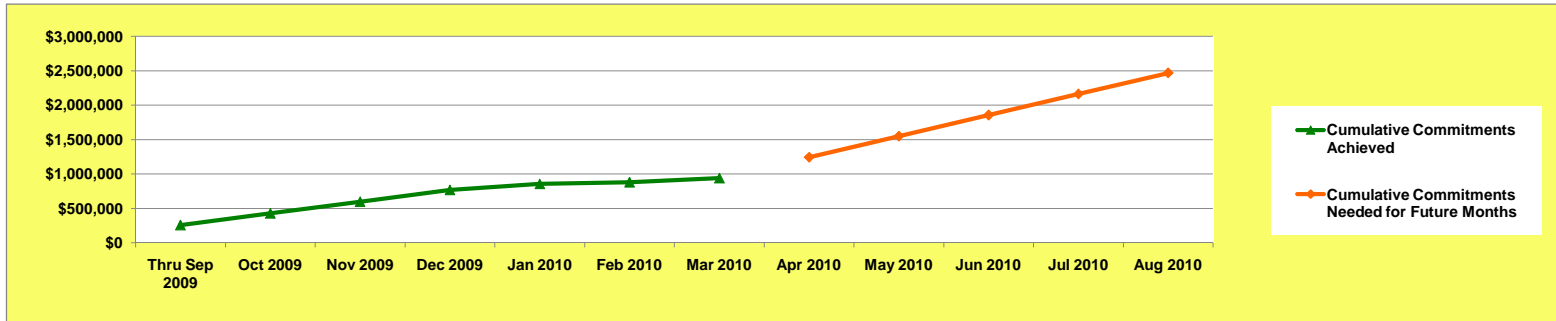


Elyria, OH NSP-1 Grant Amount is \$2,468,215

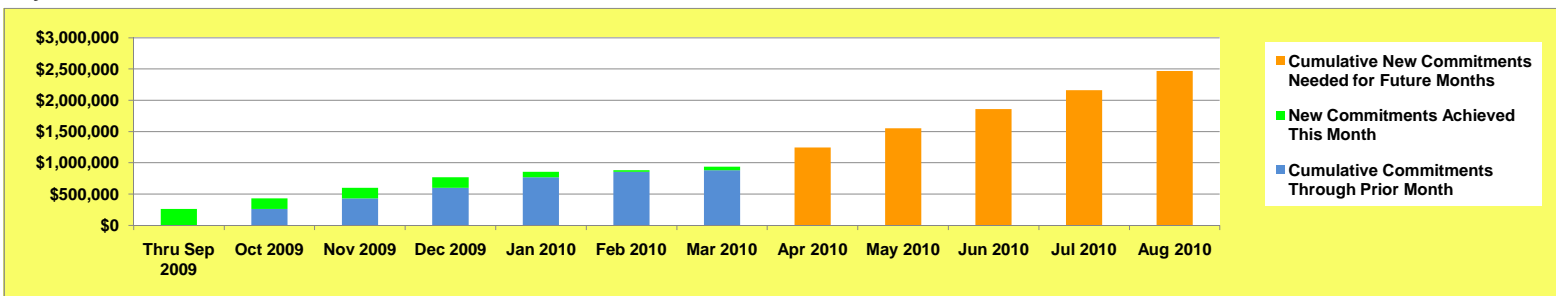
\$939,643 (38.1%) has been committed

\$939,487 (38.1%) has been expended

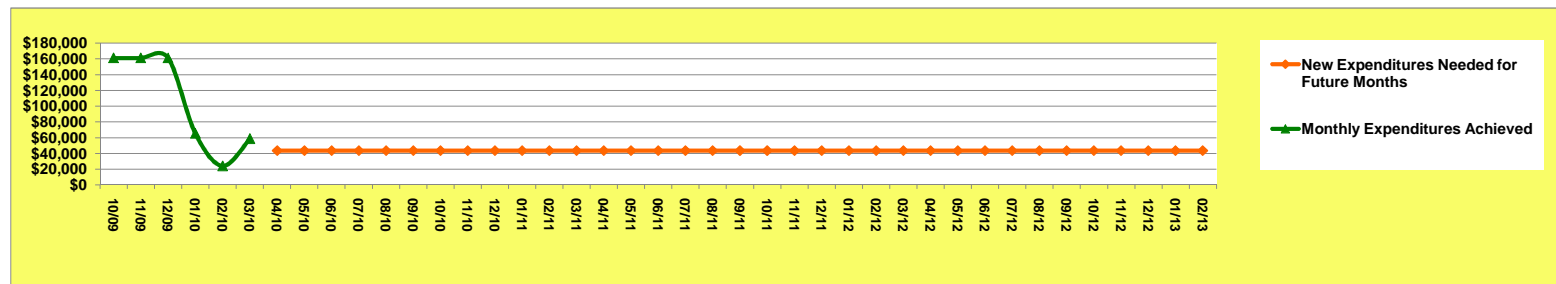
Elyria, OH Commitments Trend (Cumulative Commitments)



Elyria, OH Commitments Versus Total Grant Amount



Elyria, OH Expenditures Trend (Monthly Expenditures)



Elyria, OH expended \$58,798 during March and needs to average \$43,678 per month for April 2010 through February 2013

HUD NSP-1 Reporting

Mar 2010 Grantee Report - Elyria, OH

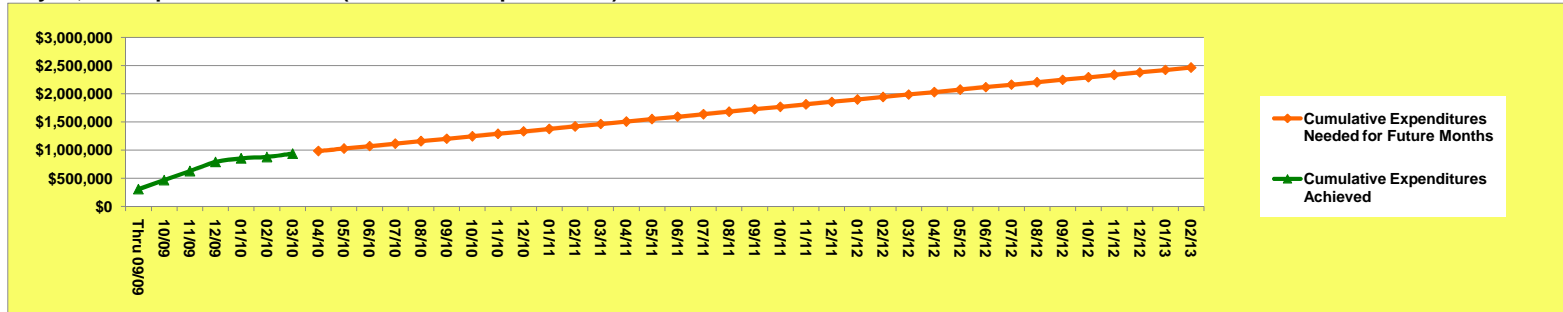


Elyria, OH NSP-1 Grant Amount is \$2,468,215

\$939,643 (38.1%) has been committed

\$939,487 (38.1%) has been expended

Elyria, OH Expenditures Trend (Cumulative Expenditures)



Summary of NSP-1 Reporting Measures and Performance Ratio for Elyria, OH (Cumulative through 04-06-10)

	(A) Projected Measures	(B) Actual Measures	(C) Percentage (B ÷ A)	(D) % of Grant Expended	(E) Performance Ratio (C ÷ D)	
Number of homes / properties	239	81	33.9%	↕	↕	<p>(A) is the sum of all unit-denominated measures selected by the grantee (for example, "number of foreclosed homes acquired") (B) is the sum of all beneficiary-denominated measures selected by the grantee (for example, "number of units rented to beneficiaries")</p> <p>If the Performance Ratio (E) is 1.00, that indicates that the grantee's achievement of performance measures is in balance with the grantee's expenditure of funds. A ratio above 1.00 indicates better performance (relatively more performance measures achieved in relation to funds expended). A ratio below 1.00 indicates relatively poorer performance.</p>
Number of hholds / persons served	40	0	0.0%			
Performance for Grantee:			16.95%	38.06%	0.45	
National Average:			21.99%	19.06%	1.15	
Above / Below National Average:			Below	Above	Below	

Elyria, OH NSP-1 Program and Beneficiary Characteristics

BENEFICIARY INCOME RANGE:	Projected Measures	Actual Measures
Below 50% AMI	100.0%	0.0%
50% AMI to 80% AMI	0.0%	0.0%
80% AMI to 120% AMI	0.0%	0.0%

Elyria, OH NSP-1 Unit and Beneficiary Goals and Achievements

NSP-1 ACTIVITY TYPE	Units Goal	Units Achieved	Beneficiary Goal	Beneficiaries Served
Acquisition	0	0	0	0
Clearance	116	0	0	0
Homeownership	15	0	15	0
Land Banking	78	81	0	0
Public Facilities / Economic Development	0	0	10	0
Residential New Construction	0	0	0	0
Residential Rehab	30	0	15	0
Other	0	0	0	0
Total	239	81	40	0

HUD NSP-1 Reporting

Mar 2010 Grantee Report - Elyria, OH



Elyria, OH NSP-1 Grant Amount is \$2,468,215

\$939,643 (38.1%) has been committed

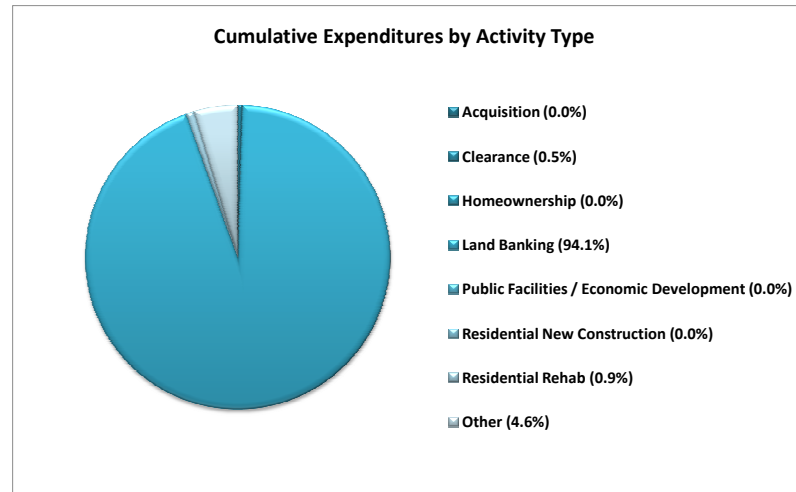
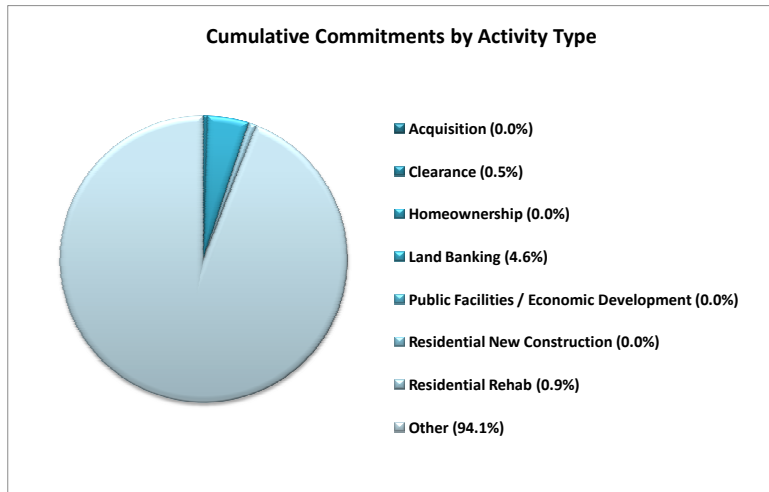
\$939,487 (38.1%) has been expended

Commitments by Activity Type for Elyria, OH (Cumulative Through 04-02-10)

Acquisition	\$0	0.0%
Clearance	\$4,362	0.5%
Homeownership	\$0	0.0%
Land Banking	\$43,240	4.6%
Public Facilities / Economic Development	\$0	0.0%
Residential New Construction	\$0	0.0%
Residential Rehab	\$8,198	0.9%
Other	\$883,843	94.1%
Cumulative Commitments	\$939,643	100.0%

Expenditures by Activity Type for Elyria, OH (Cumulative Through 04-02-10)

Acquisition	\$0	0.0%
Clearance	\$4,362	0.5%
Homeownership	\$0	0.0%
Land Banking	\$883,843	94.1%
Public Facilities / Economic Development	\$0	0.0%
Residential New Construction	\$0	0.0%
Residential Rehab	\$8,198	0.9%
Other	\$43,085	4.6%
Cumulative Expenditures	\$939,487	100.0%



Elyria, OH
March 2010 Grantee Report (current data are as of 04-05-2010, prior data are as of 03-02-2010)

Region V
Columbus FO
Ohio