

HUD NSP-1 Reporting



Elkhart, IN NSP-1 Grant Amount is \$2,251,346

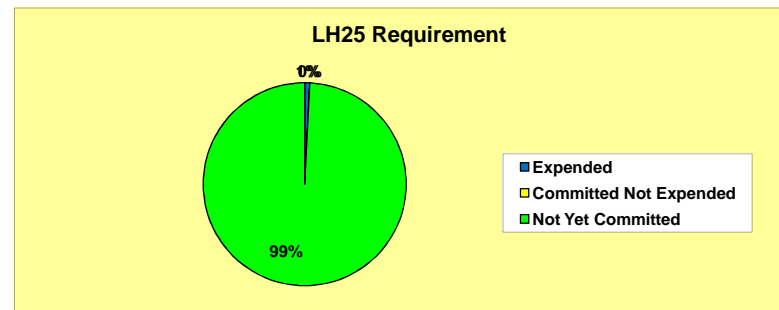
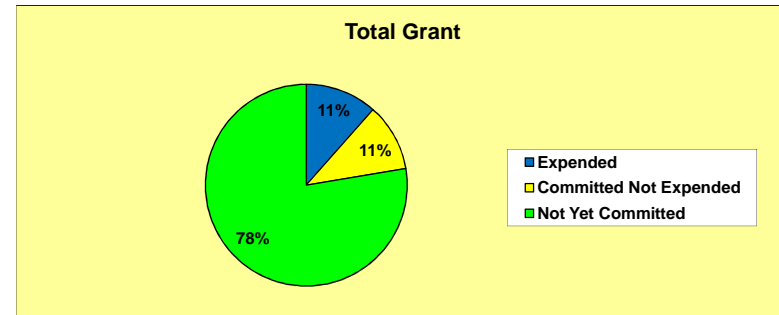
\$503,976 (22.4%) has been committed

\$259,545 (11.5%) has been expended

Mar 2010 Grantee Report - Elkhart, IN

Grant Number B-08-MN-18-0002
 HUD Region V
 HUD FO Indianapolis FO
 State Indiana

	Total Grant		LH25 Requirement	
	Grantee	National Average	Grantee	National Average
Total NSP Funding	\$2,251,346		\$562,837 *	
Cum. Commitments Through Mar As % of Total Amount	\$503,976 22.4%	44.3%	\$4,650 0.8%	49.8%
Commitments During Mar	\$4,650		\$4,650	
Monthly Trend Goal for Mar**	\$292,003		\$93,806	
% of March Trend Goal Met	1.6%	77.9%	5.0%	104.3%
Monthly Trend Goal for Apr - Aug** As % of March Trend Goal	\$349,474 119.7%		\$111,637 119.0%	
Expenditures Through Mar As % of Total Amount	\$259,545 11.5%	19.1%	\$4,650 0.8%	18.5%
Program Income Through Mar As % of Total Amount	\$0 0.0%	0.4%	N/A N/A	

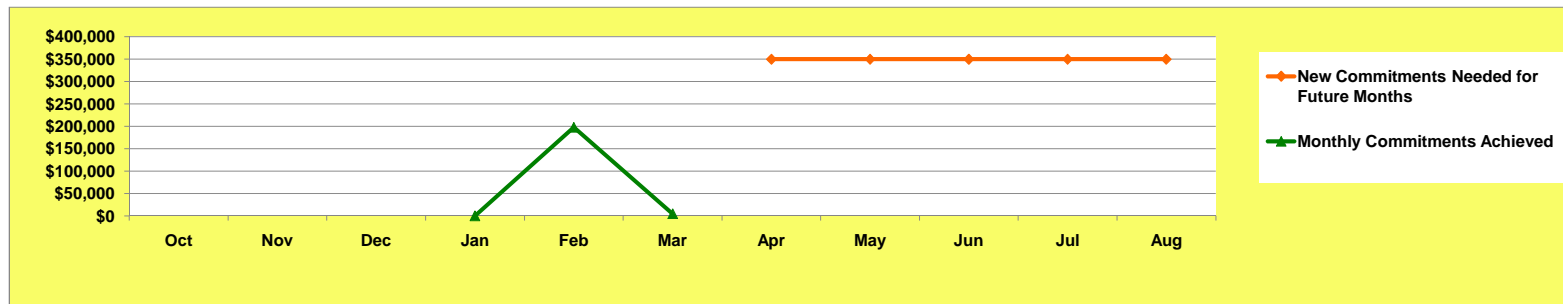


* The LH25 minimum requirement is 25% of the total grant amount, benefitting households with incomes below 50% AMI.

** The trend goal is the average future monthly commitment rate required in order to fully commit the Total NSP Funding by August 30, 2010

Elkhart, IN committed \$4,650 during March and needs to average \$349,474 per month for April through August

Elkhart, IN Commitments Trend (Monthly Commitments)



HUD NSP-1 Reporting

Mar 2010 Grantee Report - Elkhart, IN

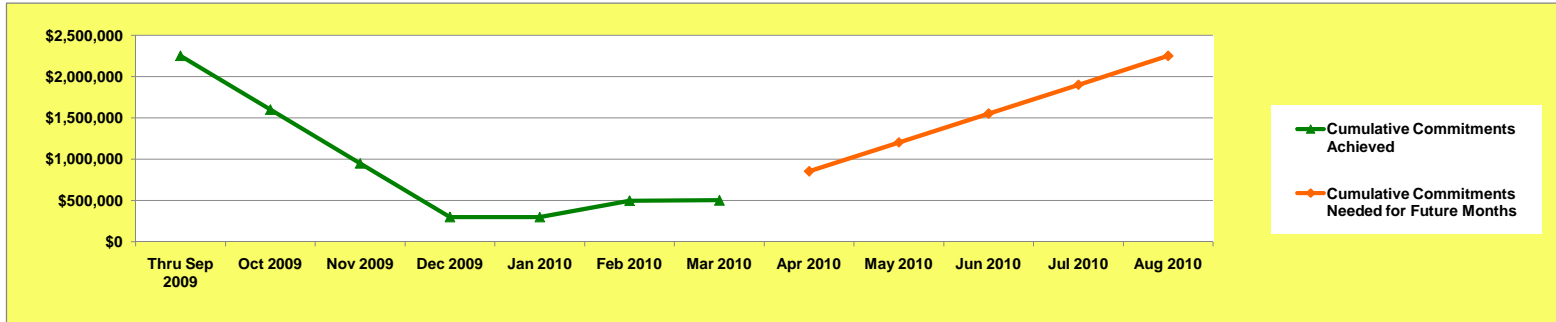


Elkhart, IN NSP-1 Grant Amount is \$2,251,346

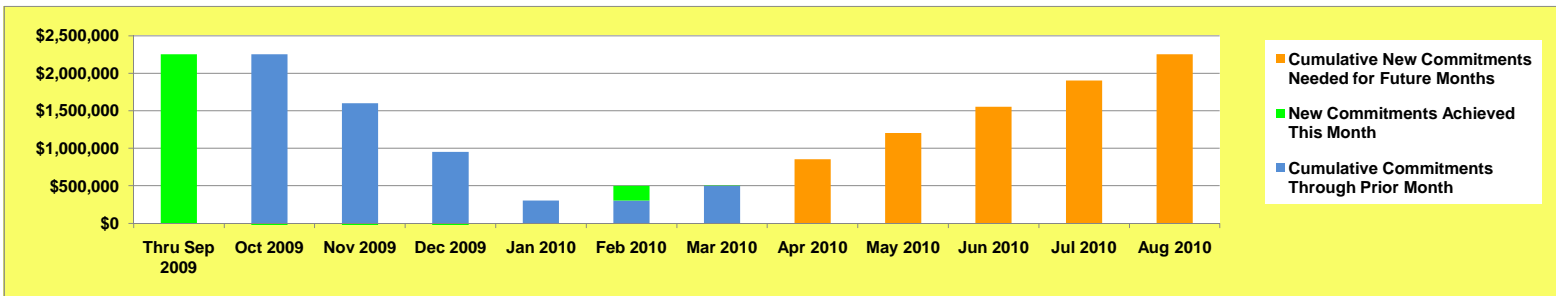
\$503,976 (22.4%) has been committed

\$259,545 (11.5%) has been expended

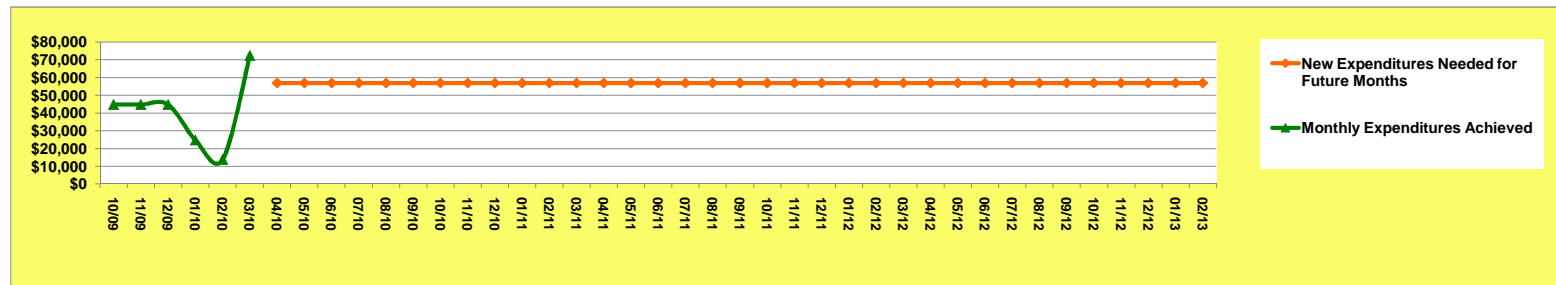
Elkhart, IN Commitments Trend (Cumulative Commitments)



Elkhart, IN Commitments Versus Total Grant Amount



Elkhart, IN Expenditures Trend (Monthly Expenditures)



Elkhart, IN expended \$72,416 during March and needs to average \$56,909 per month for April 2010 through February 2013

HUD NSP-1 Reporting

Mar 2010 Grantee Report - Elkhart, IN

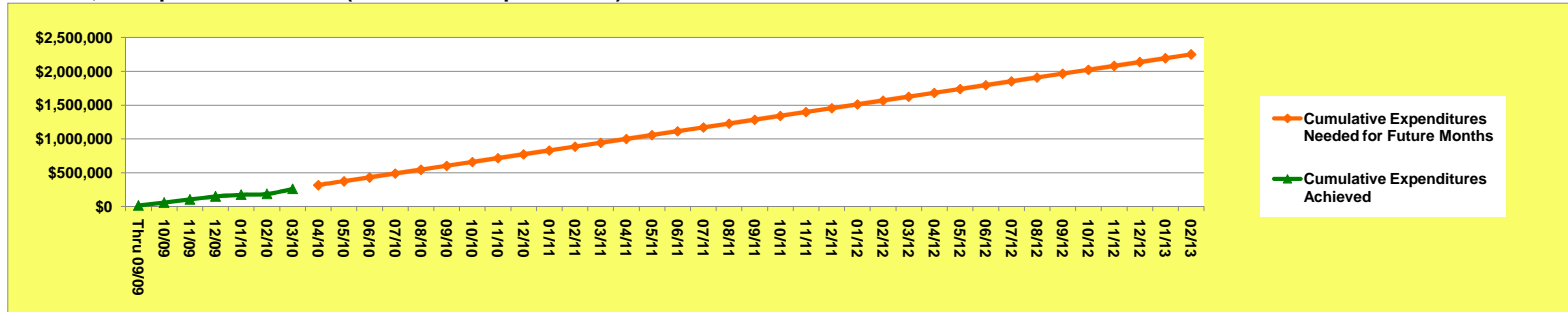


Elkhart, IN NSP-1 Grant Amount is \$2,251,346

\$503,976 (22.4%) has been committed

\$259,545 (11.5%) has been expended

Elkhart, IN Expenditures Trend (Cumulative Expenditures)



Summary of NSP-1 Reporting Measures and Performance Ratio for Elkhart, IN (Cumulative through 04-06-10)

	(A) Projected Measures	(B) Actual Measures	(C) Percentage (B ÷ A)	(D) % of Grant Expended	(E) Performance Ratio (C ÷ D)	
Number of homes / properties	177	14	7.9%	↕	↕	(A) is the sum of all unit-denominated measures selected by the grantee (for example, "number of foreclosed homes acquired") (B) is the sum of all beneficiary-denominated measures selected by the grantee (for example, "number of units rented to beneficiaries") If the Performance Ratio (E) is 1.00, that indicates that the grantee's achievement of performance measures is in balance with the grantee's expenditure of funds. A ratio above 1.00 indicates better performance (relatively more performance measures achieved in relation to funds expended). A ratio below 1.00 indicates relatively poorer performance.
Number of hholds / persons served	68	0	0.0%			
Performance for Grantee:			3.95%	11.53%	0.34	
National Average:			21.99%	19.06%	1.15	
Above / Below National Average:			Below	Below	Below	

Elkhart, IN NSP-1 Program and Beneficiary Characteristics

BENEFICIARY INCOME RANGE:	Projected Measures	Actual Measures
Below 50% AMI	52.9%	0.0%
50% AMI to 80% AMI	47.1%	0.0%
80% AMI to 120% AMI	0.0%	0.0%

Elkhart, IN NSP-1 Unit and Beneficiary Goals and Achievements

NSP-1 ACTIVITY TYPE	Units Goal	Units Achieved	Beneficiary Goal	Beneficiaries Served
Acquisition	20	6	19	0
Clearance	50	6	0	0
Homeownership	0	0	0	0
Land Banking	95	2	15	0
Public Facilities / Economic Development	0	0	0	0
Residential New Construction	4	0	4	0
Residential Rehab	8	0	15	0
Other	0	0	15	0
Total	177	14	68	0

HUD NSP-1 Reporting

Mar 2010 Grantee Report - Elkhart, IN



Elkhart, IN NSP-1 Grant Amount is \$2,251,346

\$503,976 (22.4%) has been committed

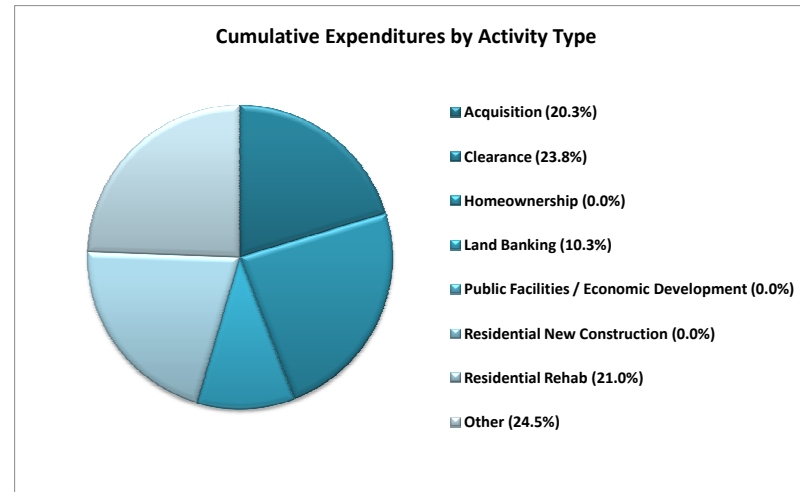
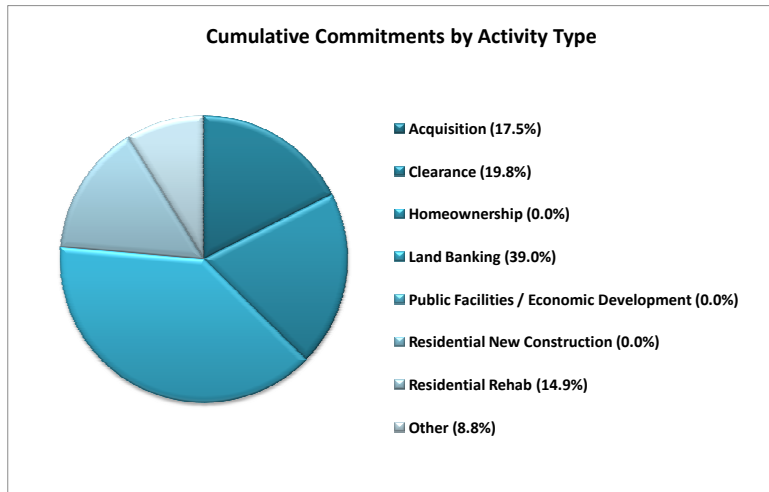
\$259,545 (11.5%) has been expended

Commitments by Activity Type for Elkhart, IN (Cumulative Through 04-02-10)

Acquisition	\$88,355	17.5%
Clearance	\$100,000	19.8%
Homeownership	\$0	0.0%
Land Banking	\$196,346	39.0%
Public Facilities / Economic Development	\$0	0.0%
Residential New Construction	\$0	0.0%
Residential Rehab	\$75,000	14.9%
Other	\$44,275	8.8%
Cumulative Commitments	\$503,976	100.0%

Expenditures by Activity Type for Elkhart, IN (Cumulative Through 04-02-10)

Acquisition	\$52,780	20.3%
Clearance	\$61,892	23.8%
Homeownership	\$0	0.0%
Land Banking	\$26,760	10.3%
Public Facilities / Economic Development	\$0	0.0%
Residential New Construction	\$0	0.0%
Residential Rehab	\$54,617	21.0%
Other	\$63,496	24.5%
Cumulative Expenditures	\$259,545	100.0%



Elkhart, IN
March 2010 Grantee Report (current data are as of 04-05-2010, prior data are as of 03-02-2010)

Region V
Indianapolis FO
Indiana