HUD NSP-1 Reporting

Mar 2010 Grantee Report - Detroit, MI

Detroit, MI NSP-1 Grant Amount is $47,137,690
$13,053,769 (27.7%) has been committed
$791,836 (1.7%) has been expended

Grant Number	B-08-MN-26-0004
HUD Region	V
HUD FO	Detroit FO
State	Michigan

	Total Grant		LH25 Requirement	
	Grantee	National Average	Grantee	National Average
Total NSP Funding	$47,137,690		$11,784,423 *	
Cum. Commitments Through Mar	$13,053,769		$4,200,000	
As % of Total Amount	27.7%	44.3%	35.6%	49.8%
Commitments During Mar	$7,749,541		$4,200,000	
Monthly Trend Goal for Mar**	$6,972,244		$1,964,071	
% of March Trend Goal Met	111.1%	77.9%	213.8%	104.3%
Monthly Trend Goal for Apr - Aug**	$6,816,784		$1,516,885	
As % of March Trend Goal	97.8%		77.2%	
Expenditures Through Mar	$791,836		$0	
As % of Total Amount	1.7%	19.1%	0.0%	18.5%
Program Income Through Mar	$0		N/A	
As % of Total Amount	0.0%	0.4%	N/A	

* The LH25 minimum requirement is 25% of the total grant amount, benefitting households with incomes below 50% AMI.

** The trend goal is the average future monthly commitment rate required in order to fully commit the Total NSP Funding by August 30, 2010

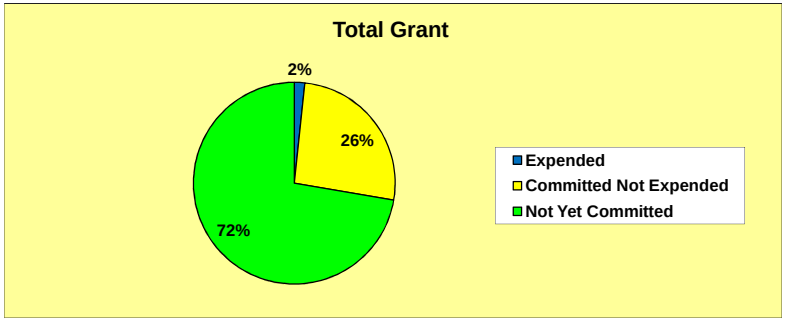

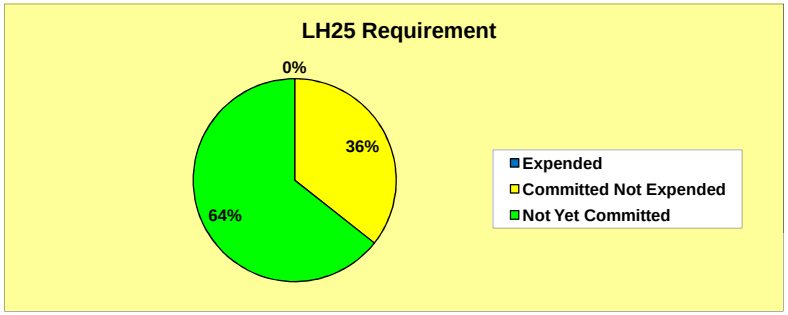

Detroit, MI committed $7,749,541 during March and needs to average $6,816,784 per month for April through August

Detroit, MI Commitments Trend (Monthly Commitments)

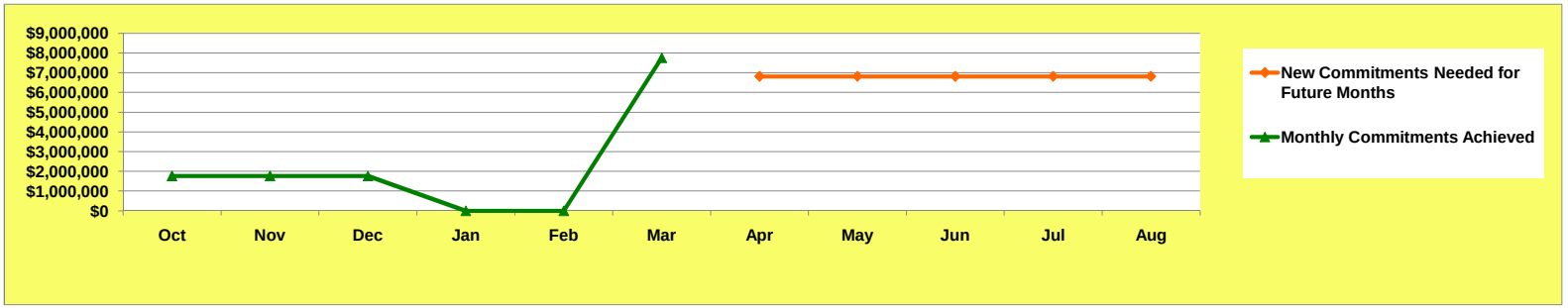

HUD NSP-1 Reporting

Mar 2010 Grantee Report - Detroit, MI

Detroit, MI NSP-1 Grant Amount is $47,137,690
$13,053,769 (27.7%) has been committed
$791,836 (1.7%) has been expended

Detroit, MI Commitments Trend (Cumulative Commitments)

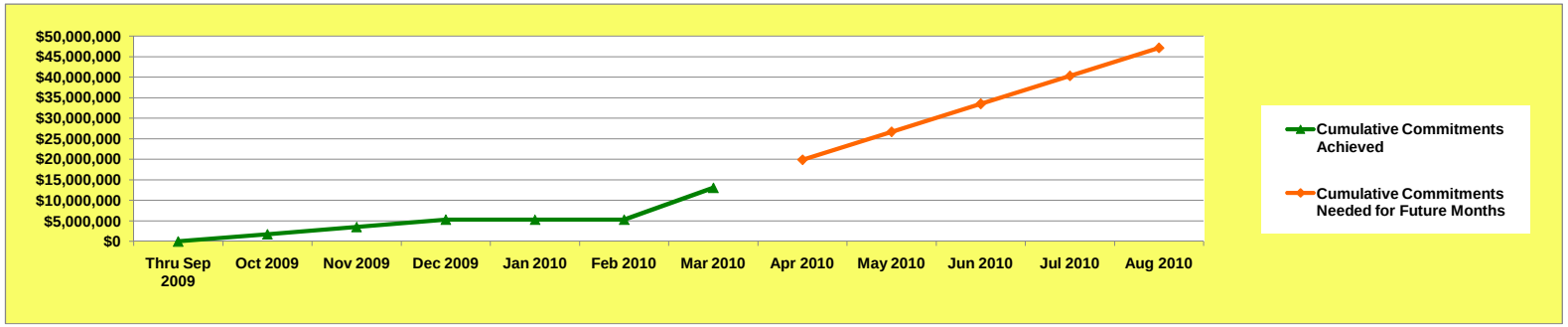

Detroit, MI Commitments Versus Total Grant Amount

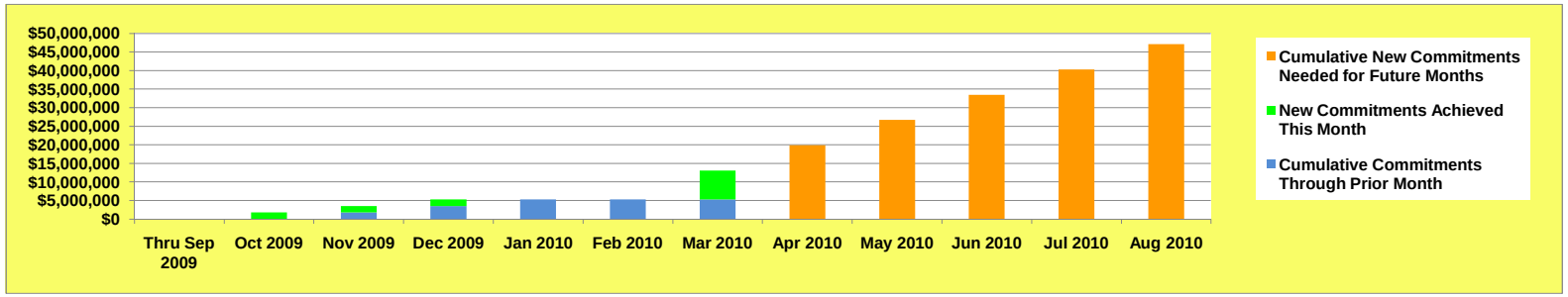

Detroit, MI Expenditures Trend (Monthly Expenditures)

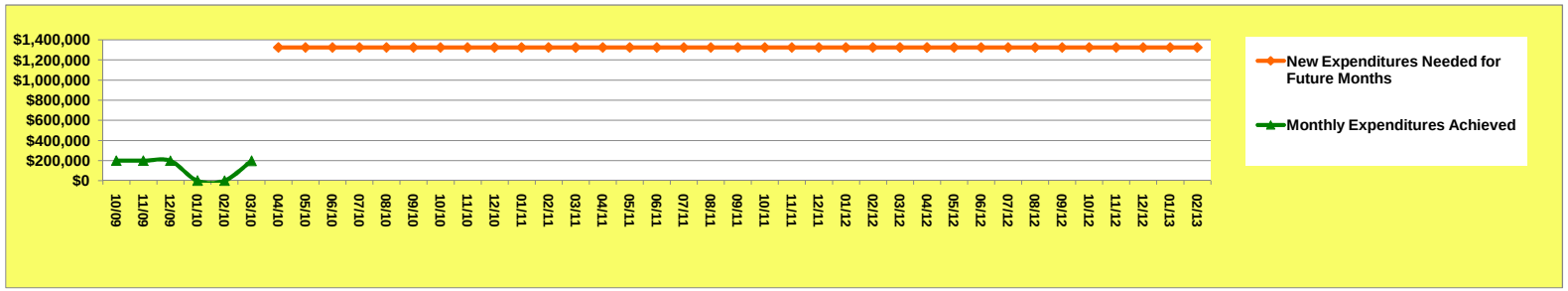

Detroit, MI expended $196,493 during March and needs to average $1,324,167 per month for April 2010 through February 2013

HUD NSP-1 Reporting

Mar 2010 Grantee Report - Detroit, MI

Detroit, MI NSP-1 Grant Amount is $47,137,690
$13,053,769 (27.7%) has been committed
$791,836 (1.7%) has been expended

Detroit, MI Expenditures Trend (Cumulative Expenditures)

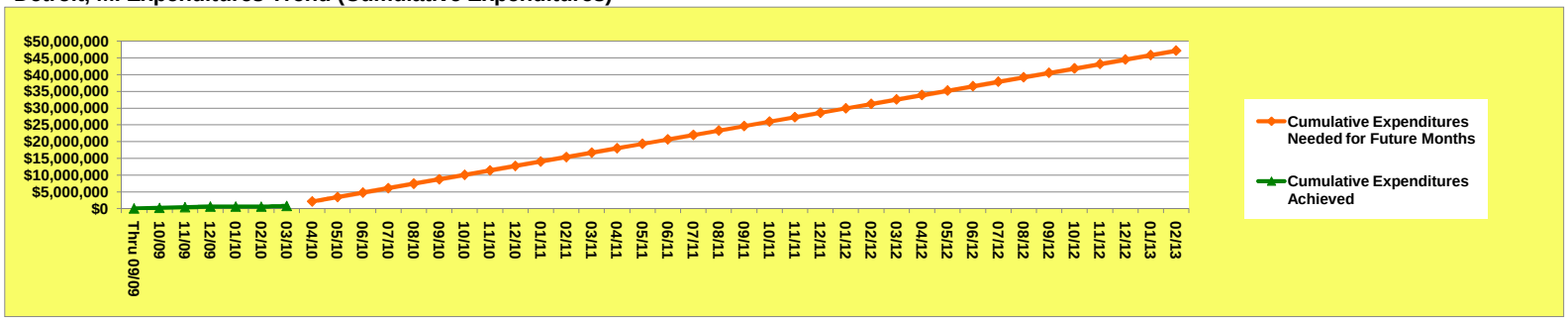

Summary of NSP-1 Reporting Measures and Performance Ratio for Detroit, MI (Cumulative through 04-06-10)

	(A) Projected Measures	(B) Actual Measures	(C) Percentage (B ÷ A)	(D) % of Grant Expended	(E) Performance Ratio (C ÷ D)
Number of homes / properties	5,477	52	0.9%		
Number of hholds / persons served	392	0	0.0%		
Performance for Grantee:			**0.47%**	**1.68%**	**0.28**
National Average:			**21.99%**	**19.06%**	**1.15**
Above / Below National Average:			**Below**	**Below**	**Below**

(A) is the sum of all unit-denominated measures selected by the grantee (for example, "number of foreclosed homes acquired")
(B) Is the sum of all beneficiary-denominated measures selected by the grantee (for example, "number of units rented to beneficiaries")

If the Performance Ratio (E) is 1.00, that indicates that the grantee's achievement of performance measures is in balance with the grantee's expenditure of funds. A ratio above 1.00 indicates better performance (relatively more performance measures achieved in relation to funds expended). A ratio below 1.00 indicates relatively poorer performance.

Detroit, MI NSP-1 Program and Beneficiary Characteristics

BENEFICIARY INCOME RANGE:	Projected Measures	Actual Measures
Below 50% AMI	100.0%	0.0%
50% AMI to 80% AMI	0.0%	0.0%
80% AMI to 120% AMI	0.0%	0.0%

Detroit, MI NSP-1 Unit and Beneficiary Goals and Achievements

NSP-1 ACTIVITY TYPE	Units Goal	Units Achieved	Beneficiary Goal	Beneficiaries Served
Acquisition	400	0	0	0
Clearance	3,285	52	0	0
Homeownership	0	0	0	0
Land Banking	1,000	0	0	0
Public Facilities / Economic Development	0	0	0	0
Residential New Construction	400	0	0	0
Residential Rehab	392	0	392	0
Other	0	0	0	0
Total	**5,477**	**52**	**392**	**0**

HUD NSP-1 Reporting

Mar 2010 Grantee Report - Detroit, MI

Detroit, MI NSP-1 Grant Amount is $47,137,690
$13,053,769 (27.7%) has been committed
$791,836 (1.7%) has been expended

Commitments by Activity Type for Detroit, MI (Cumulative Through 04-02-10)

Acquisition	$0	0.0%
Clearance	$4,140,000	31.7%
Homeownership	$0	0.0%
Land Banking	$4,713,769	36.1%
Public Facilities / Economic Development	$0	0.0%
Residential New Construction	$4,200,000	32.2%
Residential Rehab	$0	0.0%
Other	$0	0.0%
Cumulative Commitments	$13,053,769	100.0%

Expenditures by Activity Type for Detroit, MI (Cumulative Through 04-02-10)

Acquisition	$0	0.0%
Clearance	$786,952	99.4%
Homeownership	$0	0.0%
Land Banking	$0	0.0%
Public Facilities / Economic Development	$0	0.0%
Residential New Construction	$0	0.0%
Residential Rehab	$0	0.0%
Other	$4,884	0.6%
Cumulative Expenditures	$791,836	100.0%

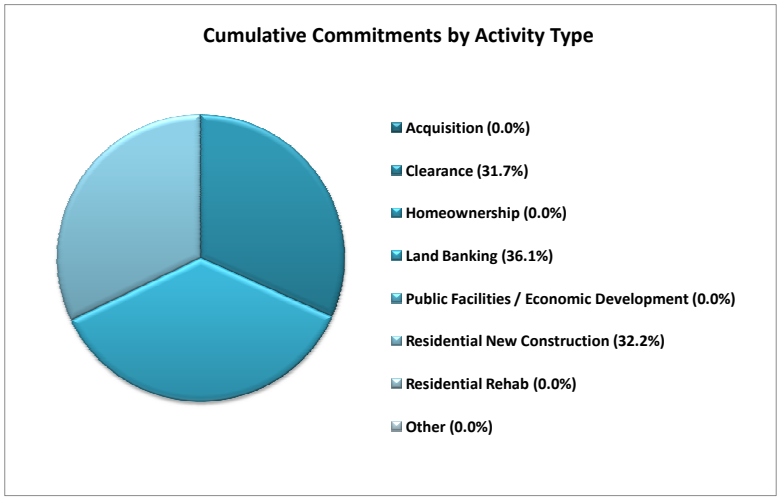

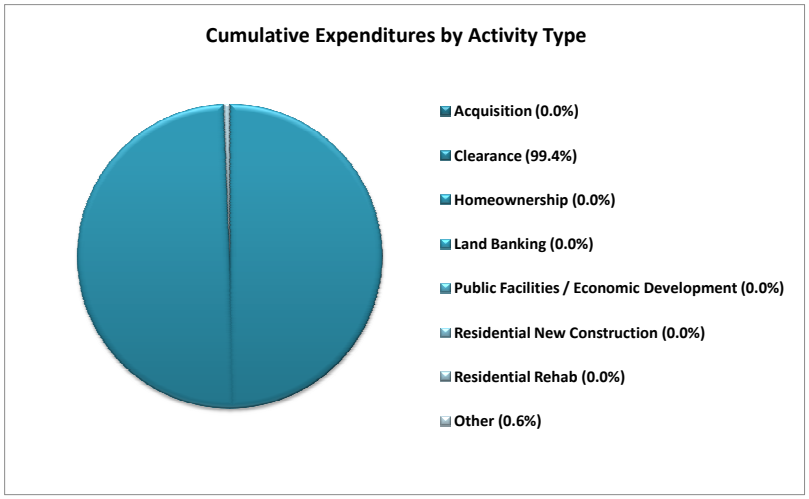

Detroit, MI
March 2010 Grantee Report (current data are as of 04-05-2010, prior data are as of 03-02-2010)

Region V
Detroit FO
Michigan