

# HUD NSP-1 Reporting



Deltona, FL NSP-1 Grant Amount is \$6,635,909

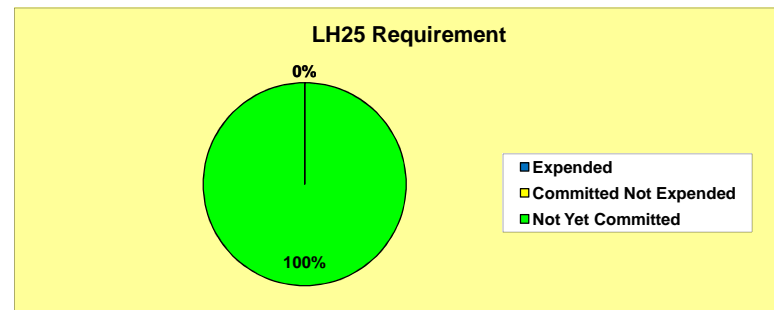
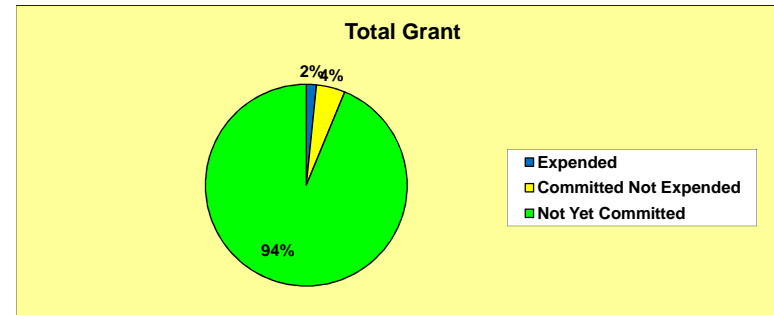
\$413,278 (6.2%) has been committed

\$109,171 (1.6%) has been expended

## Mar 2010 Grantee Report - Deltona, FL

Grant Number B-08-MN-12-0006  
 HUD Region IV  
 HUD FO Jacksonville FO  
 State Florida

	Total Grant		LH25 Requirement	
	Grantee	National Average	Grantee	National Average
Total NSP Funding	\$6,635,909		\$1,658,977 *	
Cum. Commitments Through Mar As % of Total Amount	\$413,278 6.2%	44.3%	\$0 0.0%	49.8%
Commitments During Mar	\$318,399		\$0	
Monthly Trend Goal for Mar**	\$1,090,172		\$276,496	
% of March Trend Goal Met	29.2%	77.9%	0.0%	104.3%
Monthly Trend Goal for Apr - Aug** As % of March Trend Goal	\$1,244,526 114.2%		\$331,795 120.0%	
Expenditures Through Mar As % of Total Amount	\$109,171 1.6%	19.1%	\$0 0.0%	18.5%
Program Income Through Mar As % of Total Amount	\$0 0.0%	0.4%	N/A	N/A

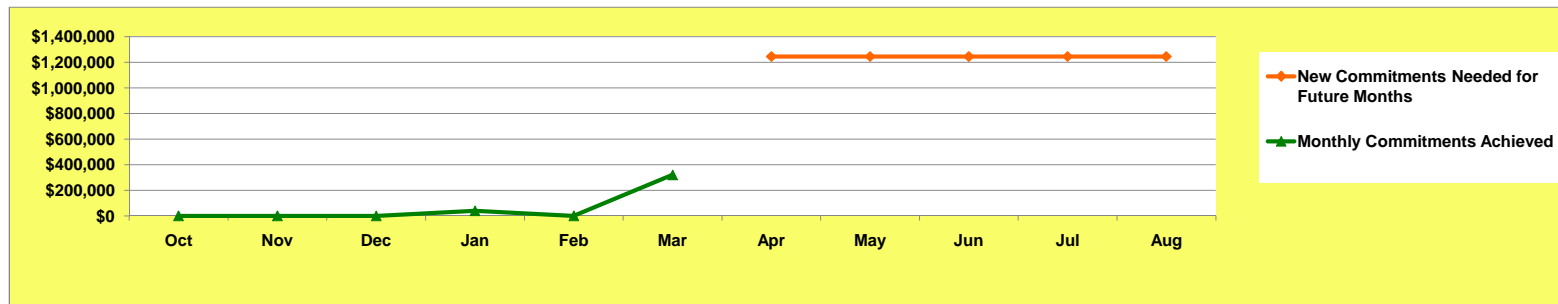


\* The LH25 minimum requirement is 25% of the total grant amount, benefitting households with incomes below 50% AMI.

\*\* The trend goal is the average future monthly commitment rate required in order to fully commit the Total NSP Funding by August 30, 2010

**Deltona, FL committed \$318,399 during March and needs to average \$1,244,526 per month for April through August**

### Deltona, FL Commitments Trend (Monthly Commitments)



# HUD NSP-1 Reporting

Mar 2010 Grantee Report - Deltona, FL

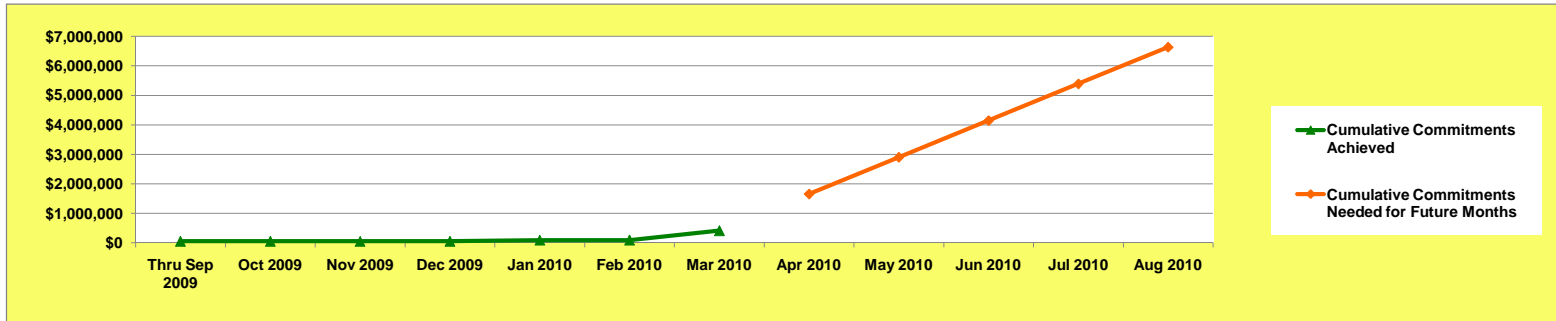


Deltona, FL NSP-1 Grant Amount is \$6,635,909

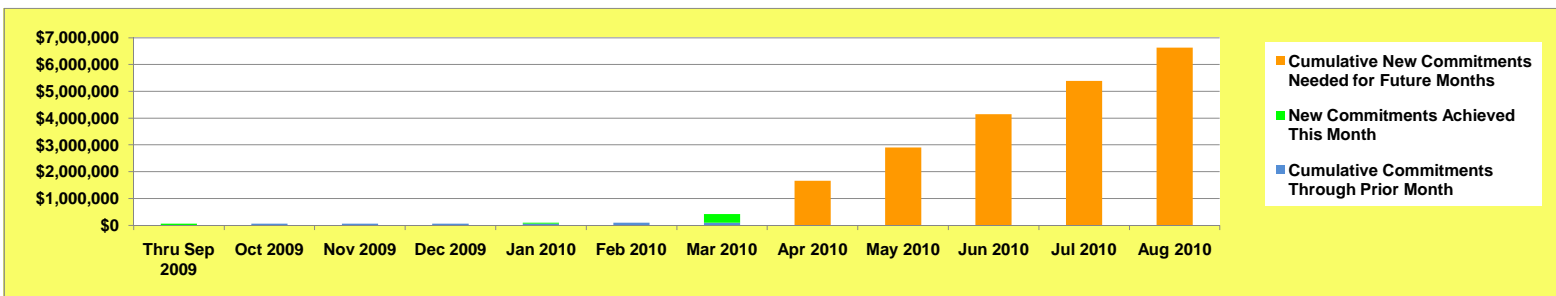
\$413,278 (6.2%) has been committed

\$109,171 (1.6%) has been expended

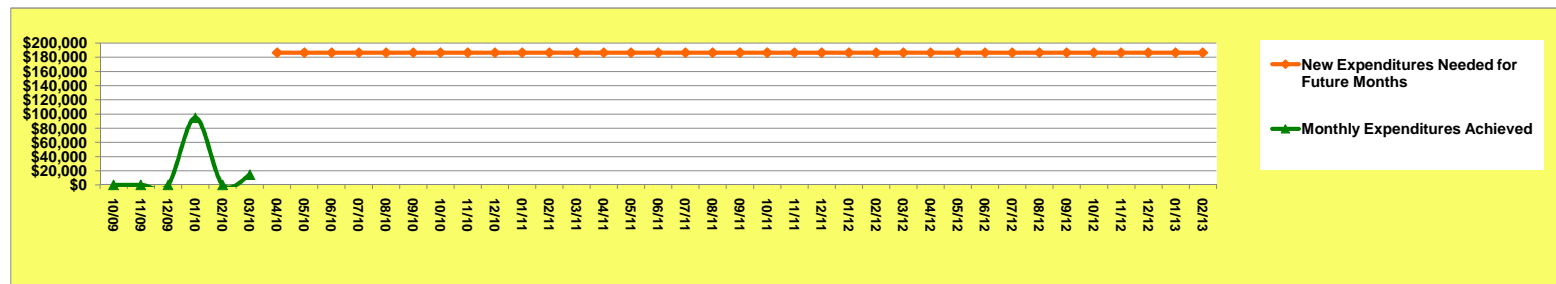
**Deltona, FL Commitments Trend (Cumulative Commitments)**



**Deltona, FL Commitments Versus Total Grant Amount**



**Deltona, FL Expenditures Trend (Monthly Expenditures)**



**Deltona, FL expended \$14,292 during March and needs to average \$186,478 per month for April 2010 through February 2013**

# HUD NSP-1 Reporting

Mar 2010 Grantee Report - Deltona, FL

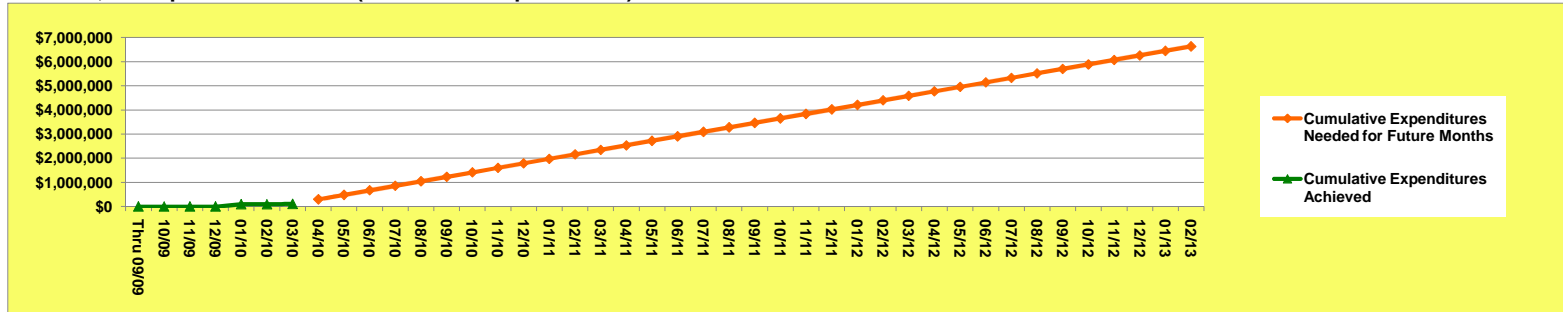


Deltona, FL NSP-1 Grant Amount is \$6,635,909

\$413,278 (6.2%) has been committed

\$109,171 (1.6%) has been expended

Deltona, FL Expenditures Trend (Cumulative Expenditures)



**Summary of NSP-1 Reporting Measures and Performance Ratio for Deltona, FL (Cumulative through 04-06-10)**

	(A) Projected Measures	(B) Actual Measures	(C) Percentage (B ÷ A)	(D) % of Grant Expended	(E) Performance Ratio (C ÷ D)	
Number of homes / properties	255	0	0.0%	↕	↕	(A) is the sum of all unit-denominated measures selected by the grantee (for example, "number of foreclosed homes acquired") (B) is the sum of all beneficiary-denominated measures selected by the grantee (for example, "number of units rented to beneficiaries")  If the Performance Ratio (E) is 1.00, that indicates that the grantee's achievement of performance measures is in balance with the grantee's expenditure of funds. A ratio above 1.00 indicates better performance (relatively more performance measures achieved in relation to funds expended). A ratio below 1.00 indicates relatively poorer performance.
Number of hholds / persons served	135	0	0.0%			
<b>Performance for Grantee:</b>			<b>0.00%</b>	<b>1.65%</b>	<b>0.00</b>	
<b>National Average:</b>			<b>21.99%</b>	<b>19.06%</b>	<b>1.15</b>	
<b>Above / Below National Average:</b>			<b>Below</b>	<b>Below</b>	<b>Below</b>	

**Deltona, FL NSP-1 Program and Beneficiary Characteristics**

BENEFICIARY INCOME RANGE:	Projected Measures	Actual Measures
Below 50% AMI	68.1%	0.0%
50% AMI to 80% AMI	31.9%	0.0%
80% AMI to 120% AMI	0.0%	0.0%

**Deltona, FL NSP-1 Unit and Beneficiary Goals and Achievements**

NSP-1 ACTIVITY TYPE	Units Goal	Units Achieved	Beneficiary Goal	Beneficiaries Served
Acquisition	45	0	15	0
Clearance	100	0	50	0
Homeownership	0	0	0	0
Land Banking	10	0	0	0
Public Facilities / Economic Development	0	0	0	0
Residential New Construction	40	0	40	0
Residential Rehab	60	0	30	0
Other	0	0	0	0
<b>Total</b>	<b>255</b>	<b>0</b>	<b>135</b>	<b>0</b>

# HUD NSP-1 Reporting

Mar 2010 Grantee Report - Deltona, FL



Deltona, FL NSP-1 Grant Amount is \$6,635,909

\$413,278 (6.2%) has been committed

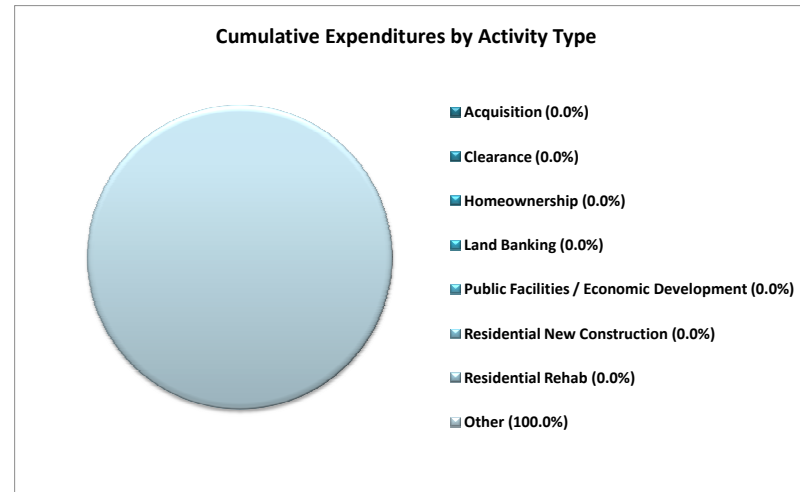
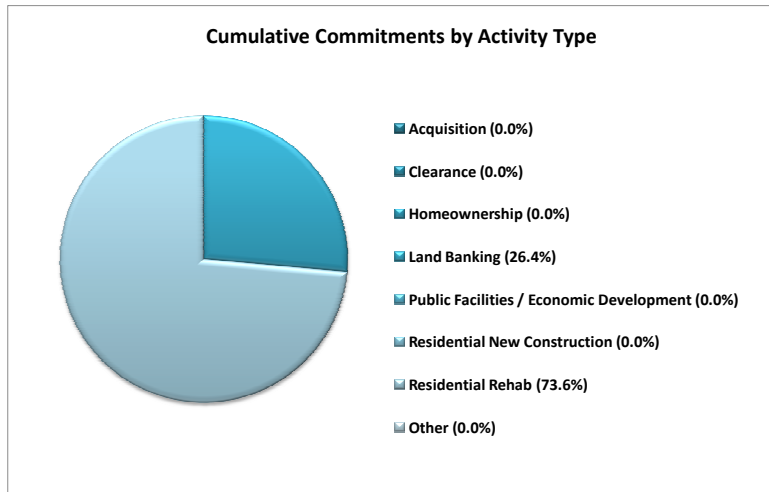
\$109,171 (1.6%) has been expended

## Commitments by Activity Type for Deltona, FL (Cumulative Through 04-02-10)

Acquisition	\$0	0.0%
Clearance	\$0	0.0%
Homeownership	\$0	0.0%
Land Banking	\$109,171	26.4%
Public Facilities / Economic Development	\$0	0.0%
Residential New Construction	\$0	0.0%
Residential Rehab	\$304,107	73.6%
Other	\$0	0.0%
<b>Cumulative Commitments</b>	<b>\$413,278</b>	<b>100.0%</b>

## Expenditures by Activity Type for Deltona, FL (Cumulative Through 04-02-10)

Acquisition	\$0	0.0%
Clearance	\$0	0.0%
Homeownership	\$0	0.0%
Land Banking	\$0	0.0%
Public Facilities / Economic Development	\$0	0.0%
Residential New Construction	\$0	0.0%
Residential Rehab	\$0	0.0%
Other	\$109,171	100.0%
<b>Cumulative Expenditures</b>	<b>\$109,171</b>	<b>100.0%</b>



Deltona, FL  
March 2010 Grantee Report (current data are as of 04-05-2010, prior data are as of 03-02-2010)

Region IV  
Jacksonville FO  
Florida