

HUD NSP-1 Reporting



Columbus-Muscogee, GA NSP-1 Grant Amount is \$3,117,039

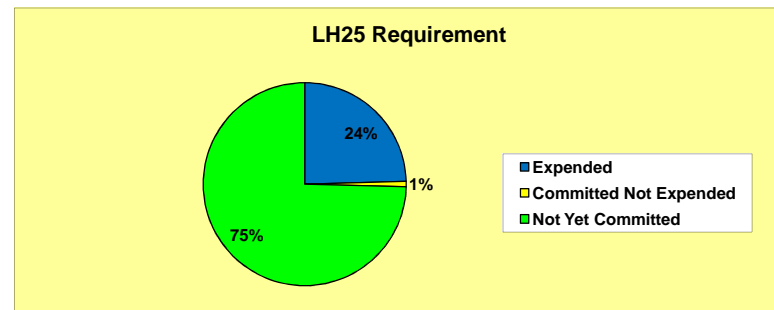
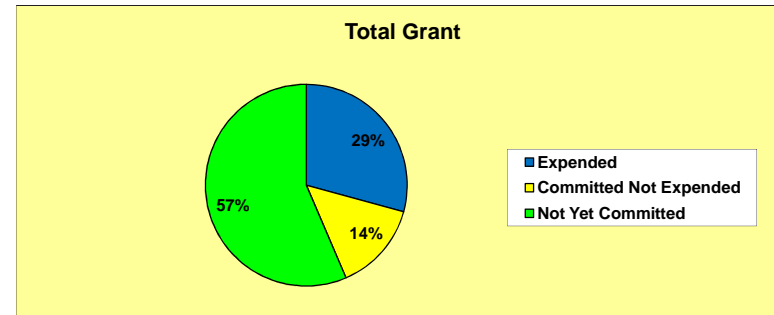
\$1,357,969 (43.6%) has been committed

\$911,947 (29.3%) has been expended

Mar 2010 Grantee Report - Columbus-Muscogee, GA

Grant Number B-08-MN-13-0003
 HUD Region IV
 HUD FO Atlanta FO
 State Georgia

	Total Grant		LH25 Requirement	
	Grantee	National Average	Grantee	National Average
Total NSP Funding	\$3,117,039		\$779,260 *	
Cum. Commitments Through Mar As % of Total Amount	\$1,357,969 43.6%	44.3%	\$197,918 25.4%	49.8%
Commitments During Mar	-\$1,697,238		-\$551,341	
Monthly Trend Goal for Mar**	\$10,305		\$5,000	
% of March Trend Goal Met	-16469.5%	77.9%	-11026.5%	104.3%
Monthly Trend Goal for Apr - Aug** As % of March Trend Goal	\$351,814 3413.9%		\$116,268 2325.3%	
Expenditures Through Mar As % of Total Amount	\$911,947 29.3%	19.1%	\$191,430 24.6%	18.5%
Program Income Through Mar As % of Total Amount	\$0 0.0%	0.4%	N/A N/A	

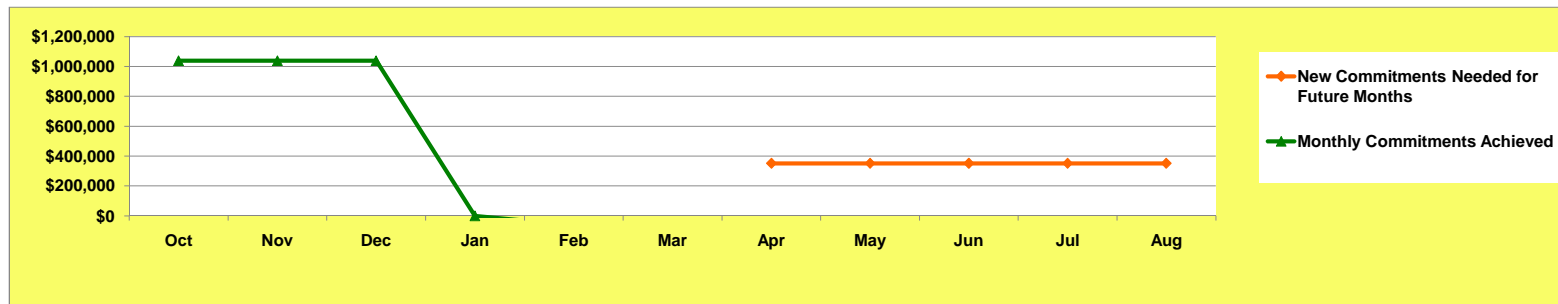


* The LH25 minimum requirement is 25% of the total grant amount, benefitting households with incomes below 50% AMI.

** The trend goal is the average future monthly commitment rate required in order to fully commit the Total NSP Funding by August 30, 2010

Columbus-Muscogee, GA committed -\$1,697,238 during March and needs to average \$351,814 per month for April through August

Columbus-Muscogee, GA Commitments Trend (Monthly Commitments)



HUD NSP-1 Reporting

Mar 2010 Grantee Report - Columbus-Muscogee, GA

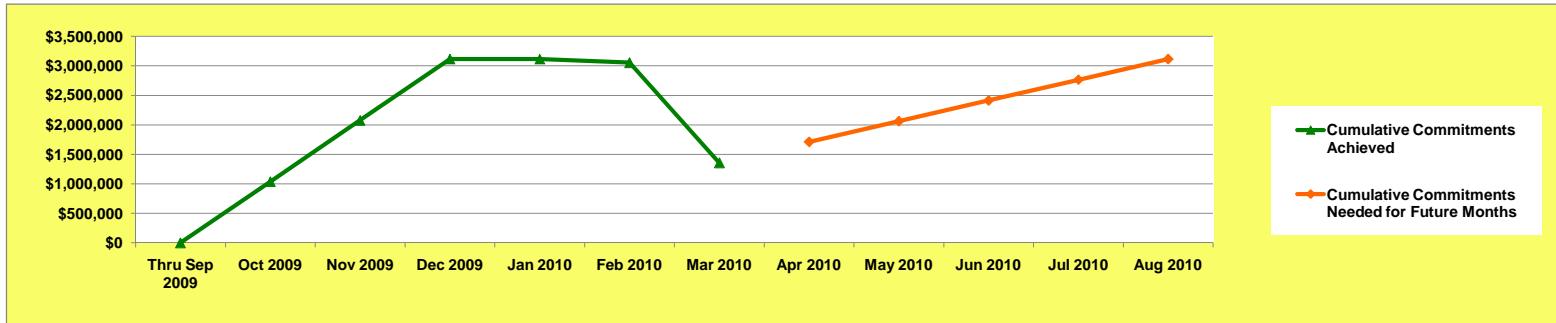


Columbus-Muscogee, GA NSP-1 Grant Amount is \$3,117,039

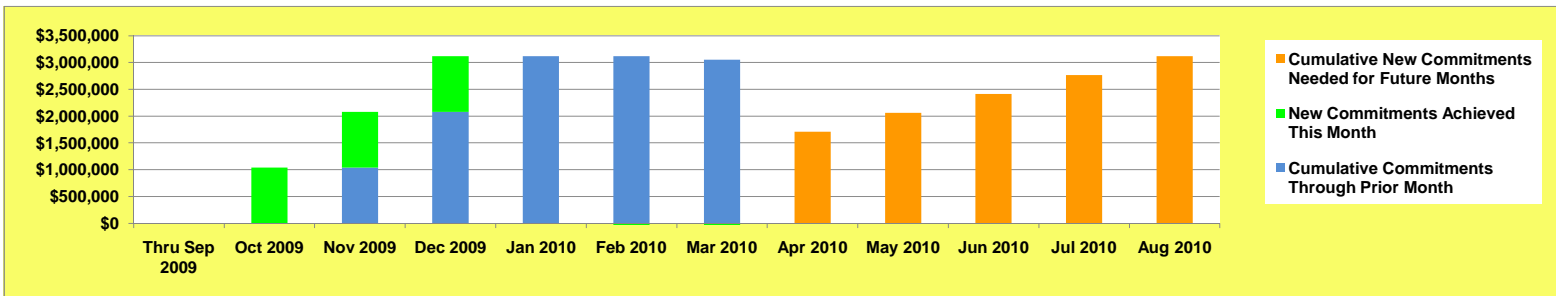
\$1,357,969 (43.6%) has been committed

\$911,947 (29.3%) has been expended

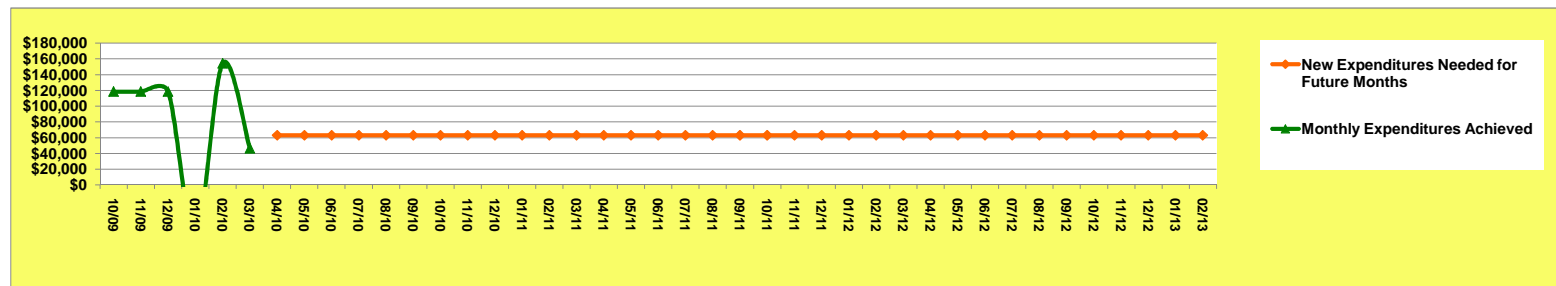
Columbus-Muscogee, GA Commitments Trend (Cumulative Commitments)



Columbus-Muscogee, GA Commitments Versus Total Grant Amount



Columbus-Muscogee, GA Expenditures Trend (Monthly Expenditures)



Columbus-Muscogee, GA expended \$46,426 during March and needs to average \$63,003 per month for April 2010 through February 2013

HUD NSP-1 Reporting

Mar 2010 Grantee Report - Columbus-Muscogee, GA

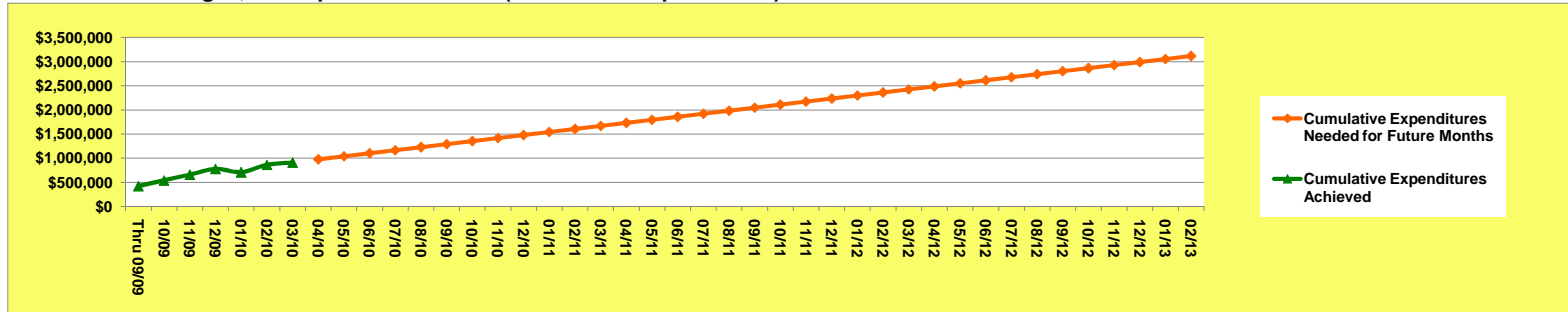


Columbus-Muscogee, GA NSP-1 Grant Amount is \$3,117,039

\$1,357,969 (43.6%) has been committed

\$911,947 (29.3%) has been expended

Columbus-Muscogee, GA Expenditures Trend (Cumulative Expenditures)



Summary of NSP-1 Reporting Measures and Performance Ratio for Columbus-Muscogee, GA (Cumulative through 04-06-10)

	(A) Projected Measures	(B) Actual Measures	(C) Percentage (B ÷ A)	(D) % of Grant Expended	(E) Performance Ratio (C ÷ D)	
Number of homes / properties	12	0	0.0%	↕	↕	<p>(A) is the sum of all unit-denominated measures selected by the grantee (for example, "number of foreclosed homes acquired")</p> <p>(B) is the sum of all beneficiary-denominated measures selected by the grantee (for example, "number of units rented to beneficiaries")</p> <p>If the Performance Ratio (E) is 1.00, that indicates that the grantee's achievement of performance measures is in balance with the grantee's expenditure of funds. A ratio above 1.00 indicates better performance (relatively more performance measures achieved in relation to funds expended). A ratio below 1.00 indicates relatively poorer performance.</p>
Number of hholds / persons served	90	15	16.7%			
Performance for Grantee:			8.33%	29.26%	0.28	
National Average:			21.99%	19.06%	1.15	
Above / Below National Average:			Below	Above	Below	

Columbus-Muscogee, GA NSP-1 Program and Beneficiary Characteristics

BENEFICIARY INCOME RANGE:	Projected Measures	Actual Measures
Below 50% AMI	23.3%	0.0%
50% AMI to 80% AMI	76.7%	73.3%
80% AMI to 120% AMI	0.0%	26.7%

Columbus-Muscogee, GA NSP-1 Unit and Beneficiary Goals and Achievements

NSP-1 ACTIVITY TYPE	Units Goal	Units Achieved	Beneficiary Goal	Beneficiaries Served
Acquisition	0	0	30	10
Clearance	12	0	0	0
Homeownership	0	0	30	0
Land Banking	0	0	0	0
Public Facilities / Economic Development	0	0	0	0
Residential New Construction	0	0	0	0
Residential Rehab	0	0	30	5
Other	0	0	0	0
Total	12	0	90	15

HUD NSP-1 Reporting

Mar 2010 Grantee Report - Columbus-Muscogee, GA



Columbus-Muscogee, GA NSP-1 Grant Amount is \$3,117,039

\$1,357,969 (43.6%) has been committed

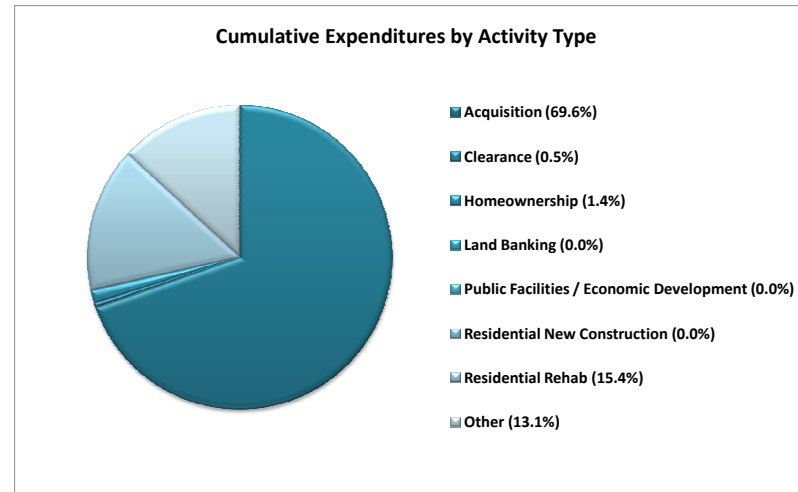
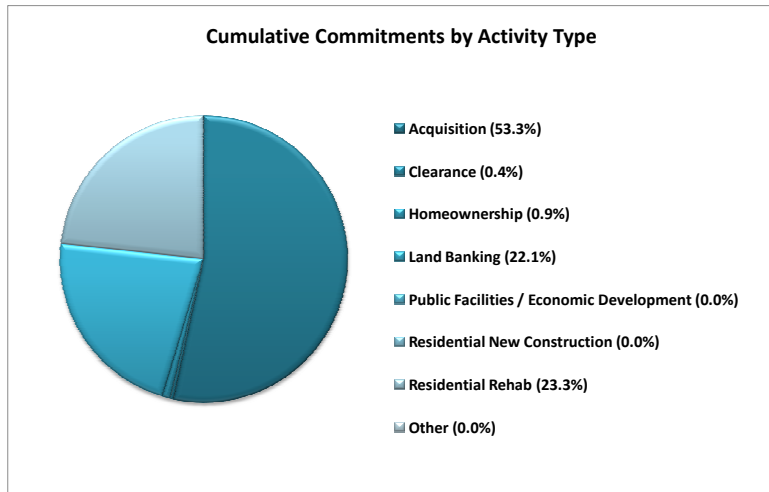
\$911,947 (29.3%) has been expended

Commitments by Activity Type for Columbus-Muscogee, GA (Cumulative Through 04-02-10)

Acquisition	\$724,208	53.3%
Clearance	\$4,874	0.4%
Homeownership	\$12,500	0.9%
Land Banking	\$300,000	22.1%
Public Facilities / Economic Development	\$0	0.0%
Residential New Construction	\$0	0.0%
Residential Rehab	\$316,387	23.3%
Other	\$0	0.0%
Cumulative Commitments	\$1,357,969	100.0%

Expenditures by Activity Type for Columbus-Muscogee, GA (Cumulative Through 04-02-10)

Acquisition	\$634,648	69.6%
Clearance	\$4,874	0.5%
Homeownership	\$12,500	1.4%
Land Banking	\$0	0.0%
Public Facilities / Economic Development	\$0	0.0%
Residential New Construction	\$0	0.0%
Residential Rehab	\$140,337	15.4%
Other	\$119,589	13.1%
Cumulative Expenditures	\$911,947	100.0%



Columbus-Muscogee, GA
March 2010 Grantee Report (current data are as of 04-05-2010, prior data are as of 03-02-2010)

Region IV
Atlanta FO
Georgia