

HUD NSP-1 Reporting

Mar 2010 Grantee Report - Clinton Township, MI



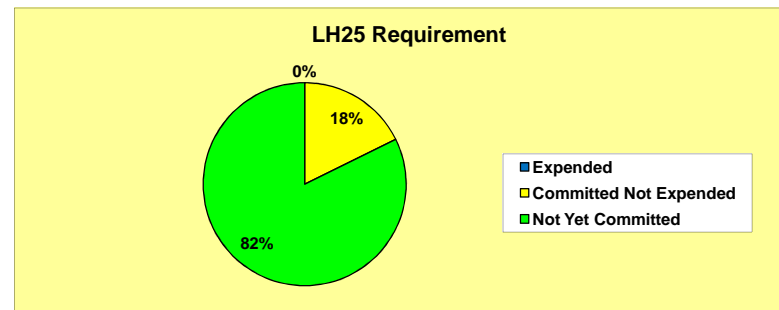
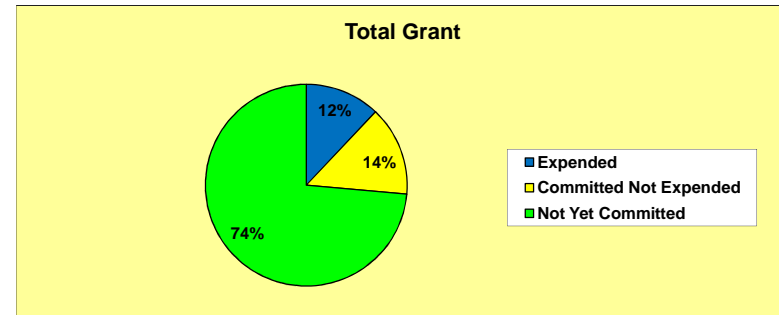
Clinton Township, MI NSP-1 Grant Amount is \$2,147,608

\$567,628 (26.4%) has been committed

\$258,384 (12.0%) has been expended

Grant Number B-08-MN-26-0002
 HUD Region V
 HUD FO Detroit FO
 State Michigan

	Total Grant		LH25 Requirement	
	Grantee	National Average	Grantee	National Average
Total NSP Funding	\$2,147,608		\$536,902 *	
Cum. Commitments Through Mar As % of Total Amount	\$567,628 26.4%	44.3%	\$95,085 17.7%	49.8%
Commitments During Mar	\$348,732		\$95,085	
Monthly Trend Goal for Mar**	\$321,452		\$89,484	
% of March Trend Goal Met	108.5%	77.9%	106.3%	104.3%
Monthly Trend Goal for Apr - Aug** As % of March Trend Goal	\$315,996 98.3%		\$88,363 98.7%	
Expenditures Through Mar As % of Total Amount	\$258,384 12.0%	19.1%	\$0 0.0%	18.5%
Program Income Through Mar As % of Total Amount	\$0 0.0%	0.4%	N/A N/A	

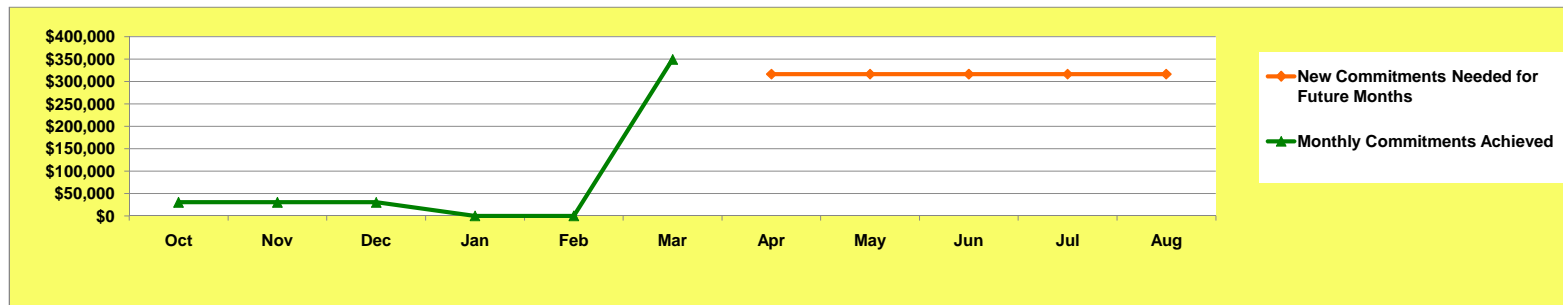


* The LH25 minimum requirement is 25% of the total grant amount, benefitting households with incomes below 50% AMI.

** The trend goal is the average future monthly commitment rate required in order to fully commit the Total NSP Funding by August 30, 2010

Clinton Township, MI committed \$348,732 during March and needs to average \$315,996 per month for April through August

Clinton Township, MI Commitments Trend (Monthly Commitments)



HUD NSP-1 Reporting

Mar 2010 Grantee Report - Clinton Township, MI

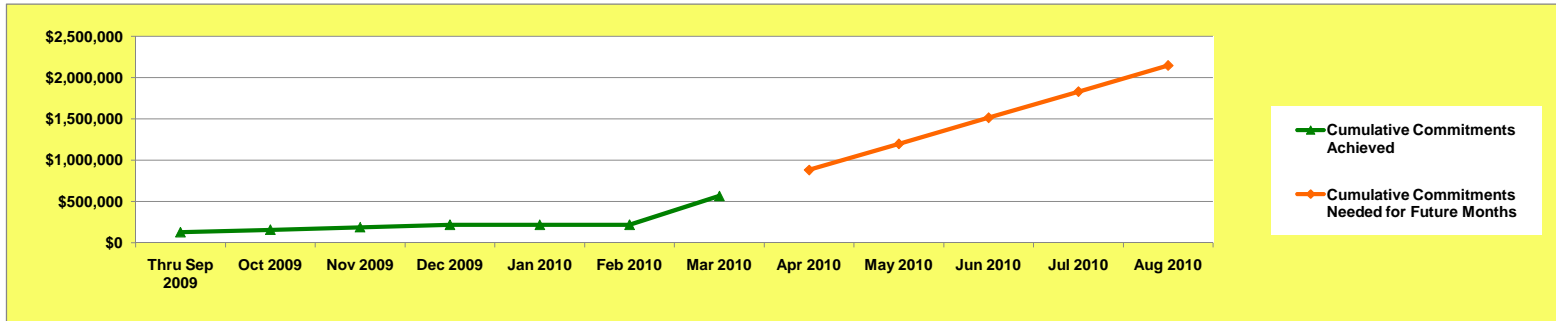


Clinton Township, MI NSP-1 Grant Amount is \$2,147,608

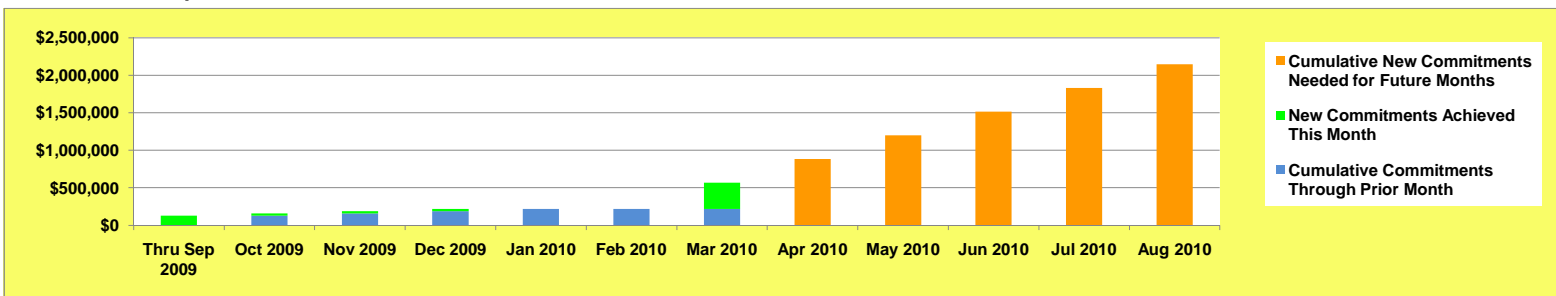
\$567,628 (26.4%) has been committed

\$258,384 (12.0%) has been expended

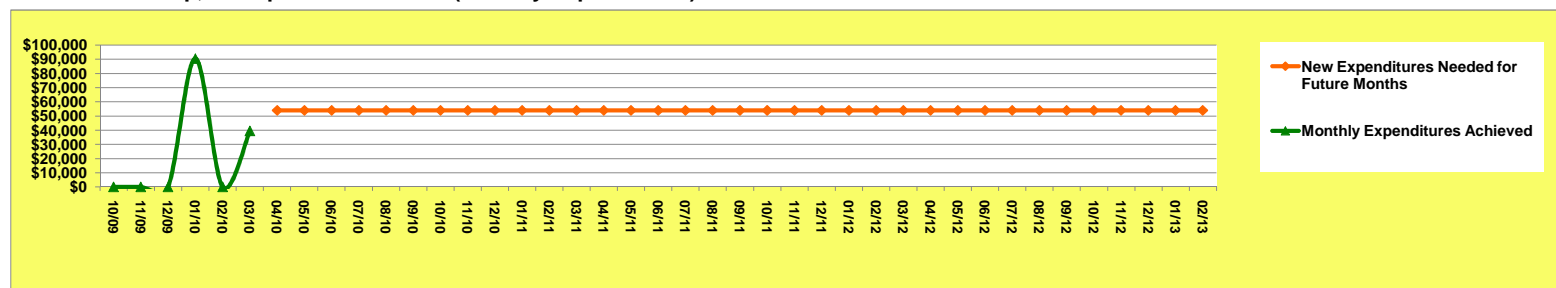
Clinton Township, MI Commitments Trend (Cumulative Commitments)



Clinton Township, MI Commitments Versus Total Grant Amount



Clinton Township, MI Expenditures Trend (Monthly Expenditures)



Clinton Township, MI expended \$39,488 during March and needs to average \$53,978 per month for April 2010 through February 2013

HUD NSP-1 Reporting

Mar 2010 Grantee Report - Clinton Township, MI

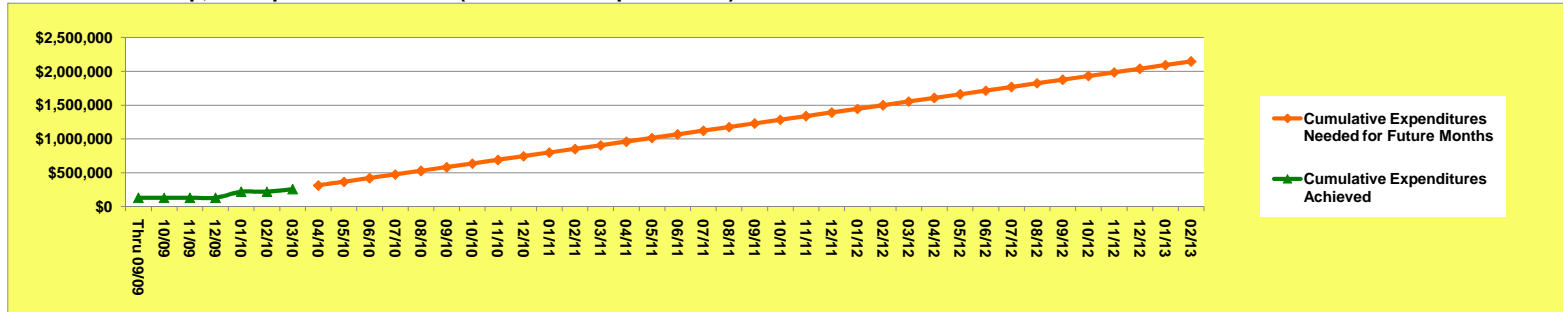


Clinton Township, MI NSP-1 Grant Amount is \$2,147,608

\$567,628 (26.4%) has been committed

\$258,384 (12.0%) has been expended

Clinton Township, MI Expenditures Trend (Cumulative Expenditures)



Summary of NSP-1 Reporting Measures and Performance Ratio for Clinton Township, MI (Cumulative through 04-06-10)

	(A) Projected Measures	(B) Actual Measures	(C) Percentage (B ÷ A)	(D) % of Grant Expended	(E) Performance Ratio (C ÷ D)	
Number of homes / properties	52	5	9.6%	↕	↕	<p>(A) is the sum of all unit-denominated measures selected by the grantee (for example, "number of foreclosed homes acquired")</p> <p>(B) is the sum of all beneficiary-denominated measures selected by the grantee (for example, "number of units rented to beneficiaries")</p> <p>If the Performance Ratio (E) is 1.00, that indicates that the grantee's achievement of performance measures is in balance with the grantee's expenditure of funds. A ratio above 1.00 indicates better performance (relatively more performance measures achieved in relation to funds expended). A ratio below 1.00 indicates relatively poorer performance.</p>
Number of hholds / persons served	0	0	0.0%			
Performance for Grantee:			4.81%	12.03%	0.40	
National Average:			21.99%	19.06%	1.15	
Above / Below National Average:			Below	Below	Below	

Clinton Township, MI NSP-1 Program and Beneficiary Characteristics

BENEFICIARY INCOME RANGE:	Projected Measures	Actual Measures
Below 50% AMI	0.0%	0.0%
50% AMI to 80% AMI	0.0%	0.0%
80% AMI to 120% AMI	0.0%	0.0%

Clinton Township, MI NSP-1 Unit and Beneficiary Goals and Achievements

NSP-1 ACTIVITY TYPE	Units Goal	Units Achieved	Beneficiary Goal	Beneficiaries Served
Acquisition	5	0	0	0
Clearance	10	1	0	0
Homeownership	0	0	0	0
Land Banking	0	0	0	0
Public Facilities / Economic Development	0	0	0	0
Residential New Construction	0	0	0	0
Residential Rehab	37	4	0	0
Other	0	0	0	0
Total	52	5	0	0

HUD NSP-1 Reporting

Mar 2010 Grantee Report - Clinton Township, MI



Clinton Township, MI NSP-1 Grant Amount is \$2,147,608

\$567,628 (26.4%) has been committed

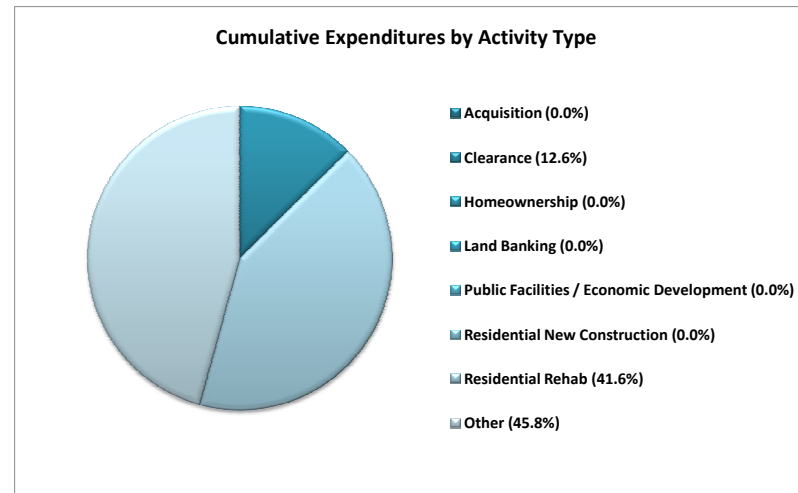
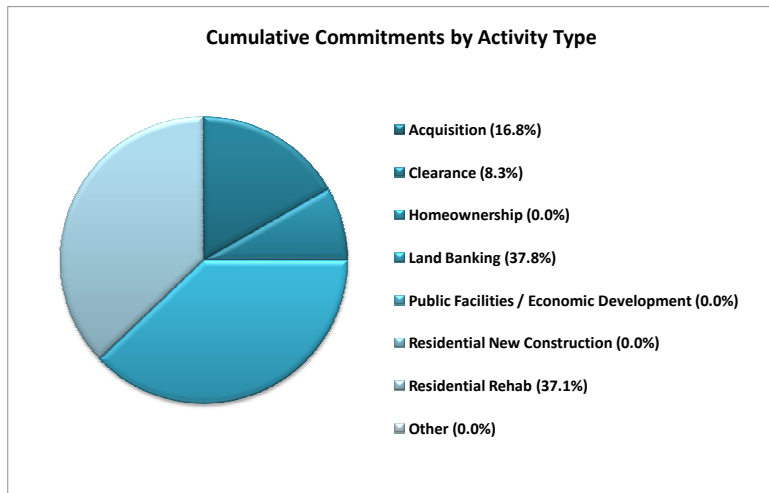
\$258,384 (12.0%) has been expended

Commitments by Activity Type for Clinton Township, MI (Cumulative Through 04-02-10)

Acquisition	\$95,085	16.8%
Clearance	\$46,969	8.3%
Homeownership	\$0	0.0%
Land Banking	\$214,761	37.8%
Public Facilities / Economic Development	\$0	0.0%
Residential New Construction	\$0	0.0%
Residential Rehab	\$210,813	37.1%
Other	\$0	0.0%
Cumulative Commitments	\$567,628	100.0%

Expenditures by Activity Type for Clinton Township, MI (Cumulative Through 04-02-10)

Acquisition	\$0	0.0%
Clearance	\$32,519	12.6%
Homeownership	\$0	0.0%
Land Banking	\$0	0.0%
Public Facilities / Economic Development	\$0	0.0%
Residential New Construction	\$0	0.0%
Residential Rehab	\$107,568	41.6%
Other	\$118,297	45.8%
Cumulative Expenditures	\$258,384	100.0%



Clinton Township, MI
March 2010 Grantee Report (current data are as of 04-05-2010, prior data are as of 03-02-2010)

Region V
Detroit FO
Michigan