

HUD NSP-1 Reporting



Chattanooga, TN NSP-1 Grant Amount is \$2,113,727

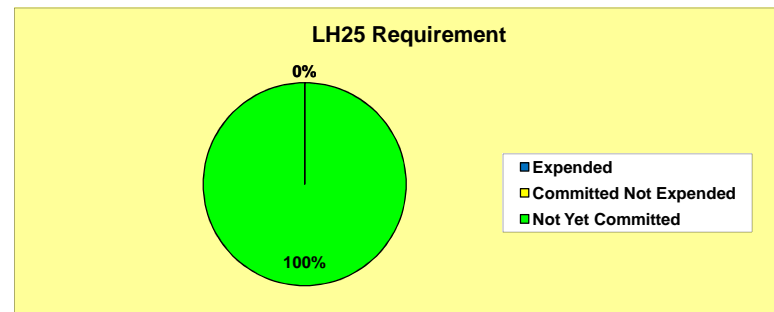
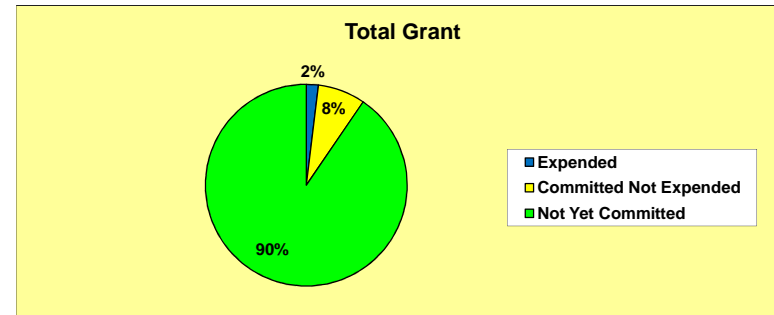
\$201,300 (9.5%) has been committed

\$40,750 (1.9%) has been expended

Mar 2010 Grantee Report - Chattanooga, TN

Grant Number B-08-MN-47-0001
 HUD Region IV
 HUD FO Knoxville FO
 State Tennessee

	Total Grant		LH25 Requirement	
	Grantee	National Average	Grantee	National Average
Total NSP Funding	\$2,113,727		\$528,432 *	
Cum. Commitments Through Mar As % of Total Amount	\$201,300 9.5%	44.3%	\$0 0.0%	49.8%
Commitments During Mar Monthly Trend Goal for Mar** % of March Trend Goal Met	\$0 \$318,738 0.0%	77.9%	\$0 \$88,072 0.0%	104.3%
Monthly Trend Goal for Apr - Aug** As % of March Trend Goal	\$382,485 120.0%		\$105,686 120.0%	
Expenditures Through Mar As % of Total Amount	\$40,750 1.9%	19.1%	\$0 0.0%	18.5%
Program Income Through Mar As % of Total Amount	\$0 0.0%	0.4%	N/A N/A	

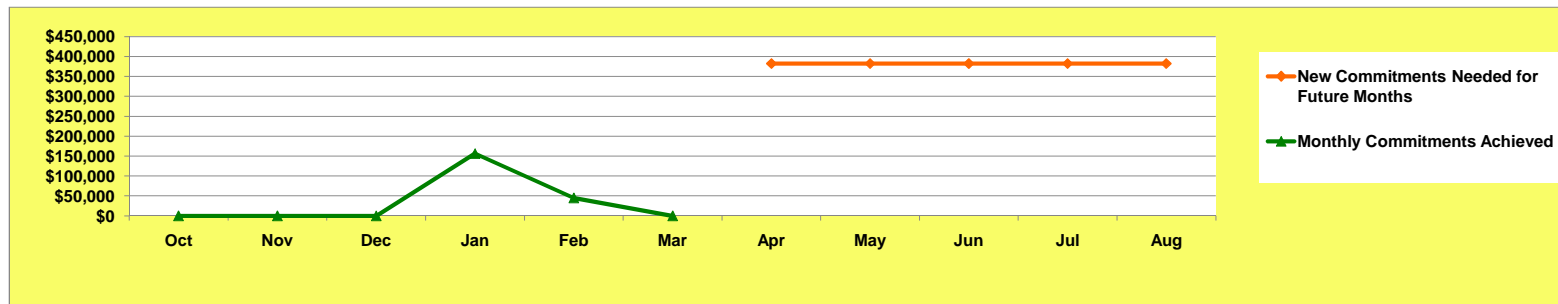


* The LH25 minimum requirement is 25% of the total grant amount, benefitting households with incomes below 50% AMI.

** The trend goal is the average future monthly commitment rate required in order to fully commit the Total NSP Funding by August 30, 2010

Chattanooga, TN committed zero during March and needs to average \$382,485 per month for April through August

Chattanooga, TN Commitments Trend (Monthly Commitments)



HUD NSP-1 Reporting

Mar 2010 Grantee Report - Chattanooga, TN

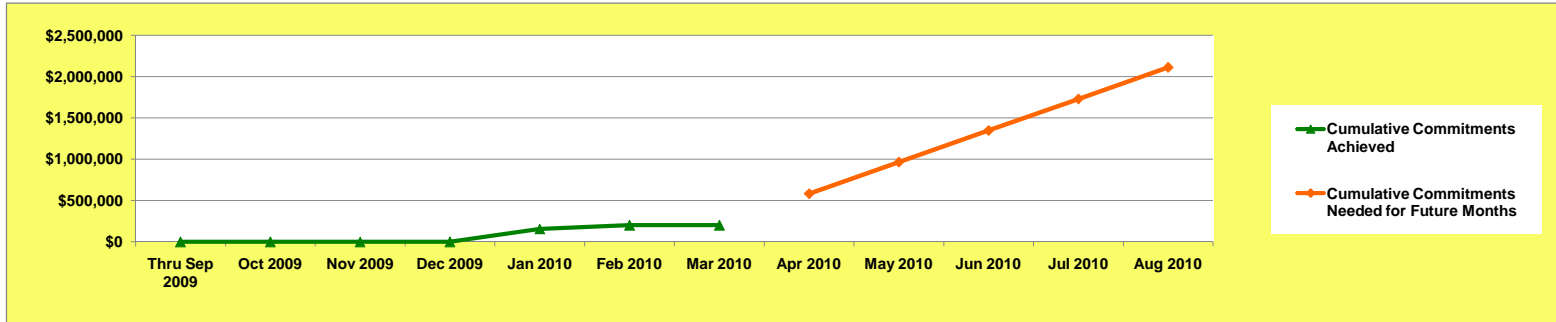


Chattanooga, TN NSP-1 Grant Amount is \$2,113,727

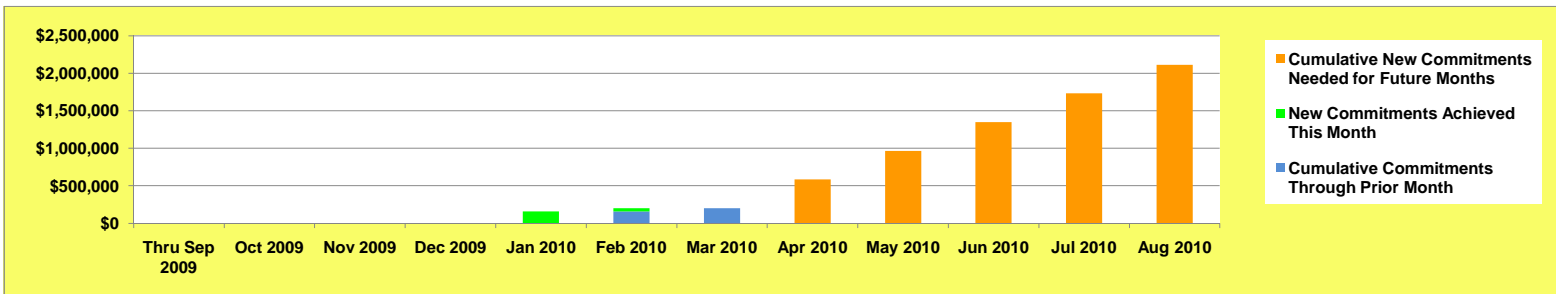
\$201,300 (9.5%) has been committed

\$40,750 (1.9%) has been expended

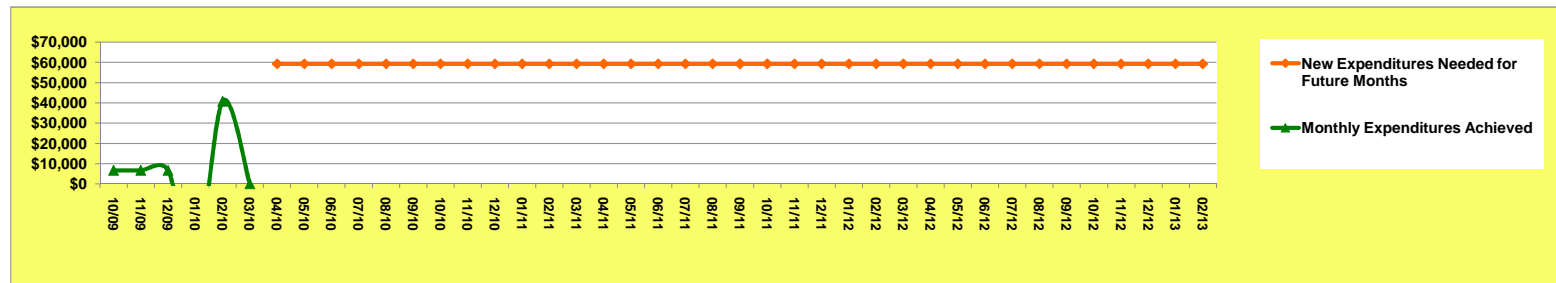
Chattanooga, TN Commitments Trend (Cumulative Commitments)



Chattanooga, TN Commitments Versus Total Grant Amount



Chattanooga, TN Expenditures Trend (Monthly Expenditures)



Chattanooga, TN expended zero during March and needs to average \$59,228 per month for April 2010 through February 2013

HUD NSP-1 Reporting

Mar 2010 Grantee Report - Chattanooga, TN

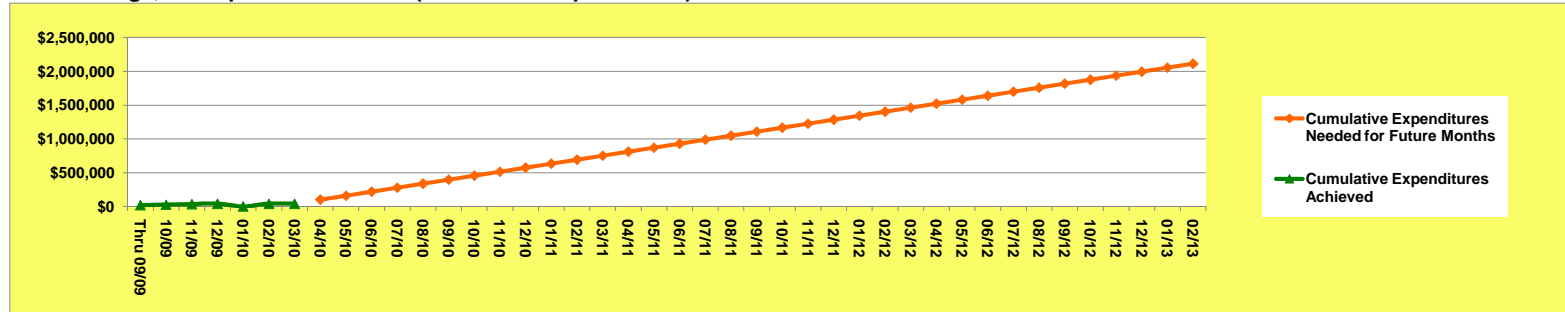


Chattanooga, TN NSP-1 Grant Amount is \$2,113,727

\$201,300 (9.5%) has been committed

\$40,750 (1.9%) has been expended

Chattanooga, TN Expenditures Trend (Cumulative Expenditures)



Summary of NSP-1 Reporting Measures and Performance Ratio for Chattanooga, TN (Cumulative through 04-06-10)

	(A) Projected Measures	(B) Actual Measures	(C) Percentage (B ÷ A)	(D) % of Grant Expended	(E) Performance Ratio (C ÷ D)
Number of homes / properties	48	0	0.0%	↕	↕
Number of hholds / persons served	42	0	0.0%		
Performance for Grantee:			0.00%	1.93%	0.00
National Average:			21.99%	19.06%	1.15
Above / Below National Average:			Below	Below	Below

(A) is the sum of all unit-denominated measures selected by the grantee (for example, "number of foreclosed homes acquired")
 (B) is the sum of all beneficiary-denominated measures selected by the grantee (for example, "number of units rented to beneficiaries")

If the Performance Ratio (E) is 1.00, that indicates that the grantee's achievement of performance measures is in balance with the grantee's expenditure of funds. A ratio above 1.00 indicates better performance (relatively more performance measures achieved in relation to funds expended). A ratio below 1.00 indicates relatively poorer performance.

Chattanooga, TN NSP-1 Program and Beneficiary Characteristics

BENEFICIARY INCOME RANGE:	Projected Measures	Actual Measures
Below 50% AMI	19.0%	0.0%
50% AMI to 80% AMI	81.0%	0.0%
80% AMI to 120% AMI	0.0%	0.0%

Chattanooga, TN NSP-1 Unit and Beneficiary Goals and Achievements

NSP-1 ACTIVITY TYPE	Units Goal	Units Achieved	Beneficiary Goal	Beneficiaries Served
Acquisition	16	0	8	0
Clearance	18	0	0	0
Homeownership	0	0	25	0
Land Banking	5	0	0	0
Public Facilities / Economic Development	0	0	0	0
Residential New Construction	9	0	9	0
Residential Rehab	0	0	0	0
Other	0	0	0	0
Total	48	0	42	0

HUD NSP-1 Reporting

Mar 2010 Grantee Report - Chattanooga, TN



Chattanooga, TN NSP-1 Grant Amount is \$2,113,727

\$201,300 (9.5%) has been committed

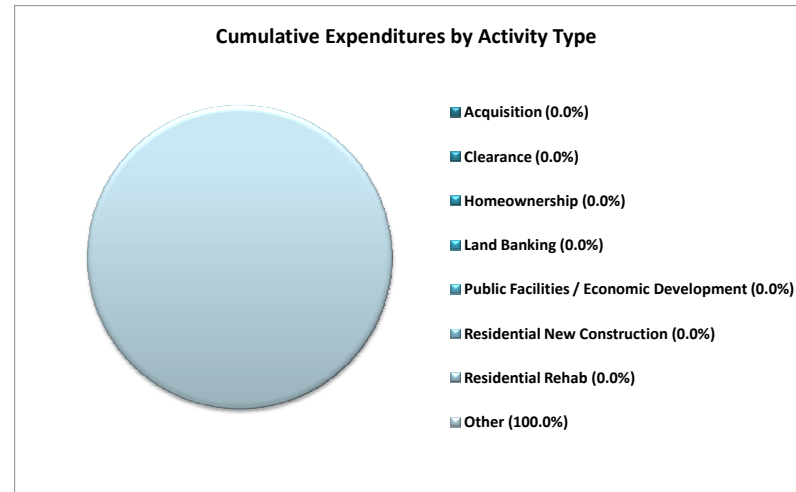
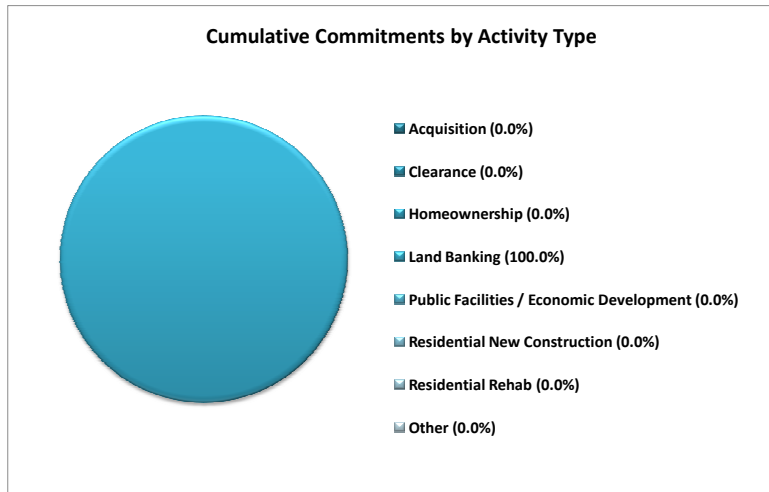
\$40,750 (1.9%) has been expended

Commitments by Activity Type for Chattanooga, TN (Cumulative Through 04-02-10)

Acquisition	\$0	0.0%
Clearance	\$0	0.0%
Homeownership	\$0	0.0%
Land Banking	\$201,300	100.0%
Public Facilities / Economic Development	\$0	0.0%
Residential New Construction	\$0	0.0%
Residential Rehab	\$0	0.0%
Other	\$0	0.0%
Cumulative Commitments	\$201,300	100.0%

Expenditures by Activity Type for Chattanooga, TN (Cumulative Through 04-02-10)

Acquisition	\$0	0.0%
Clearance	\$0	0.0%
Homeownership	\$0	0.0%
Land Banking	\$0	0.0%
Public Facilities / Economic Development	\$0	0.0%
Residential New Construction	\$0	0.0%
Residential Rehab	\$0	0.0%
Other	\$40,750	100.0%
Cumulative Expenditures	\$40,750	100.0%



Chattanooga, TN
 March 2010 Grantee Report (current data are as of 04-05-2010, prior data are as of 03-02-2010)

Region IV
 Knoxville FO
 Tennessee