

HUD NSP-1 Reporting



Canton, OH NSP-1 Grant Amount is \$3,678,562

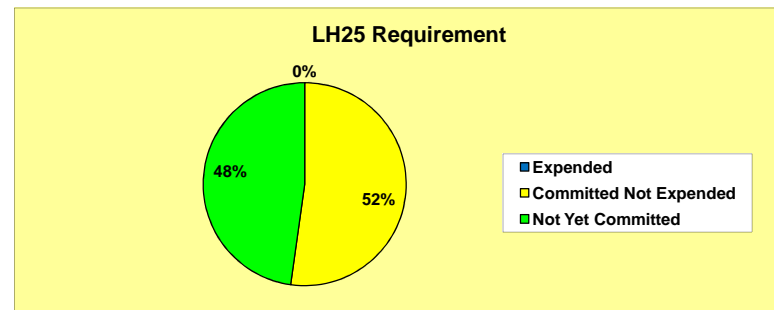
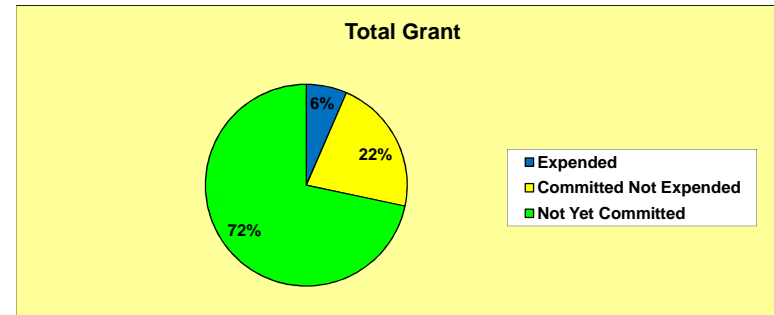
\$1,042,177 (28.3%) has been committed

\$239,596 (6.5%) has been expended

Mar 2010 Grantee Report - Canton, OH

Grant Number B-08-MN-39-0002
 HUD Region V
 HUD FO Columbus FO
 State Ohio

	Total Grant		LH25 Requirement	
	Grantee	National Average	Grantee	National Average
Total NSP Funding	\$3,678,562		\$919,641 *	
Cum. Commitments Through Mar As % of Total Amount	\$1,042,177 28.3%	44.3%	\$480,000 52.2%	49.8%
Commitments During Mar	-\$658,823		\$0	
Monthly Trend Goal for Mar**	\$329,594		\$73,274	
% of March Trend Goal Met	-199.9%	77.9%	0.0%	104.3%
Monthly Trend Goal for Apr - Aug**	\$527,277		\$87,928	
As % of March Trend Goal	160.0%		120.0%	
Expenditures Through Mar As % of Total Amount	\$239,596 6.5%	19.1%	\$0 0.0%	18.5%
Program Income Through Mar As % of Total Amount	\$0 0.0%	0.4%	N/A N/A	

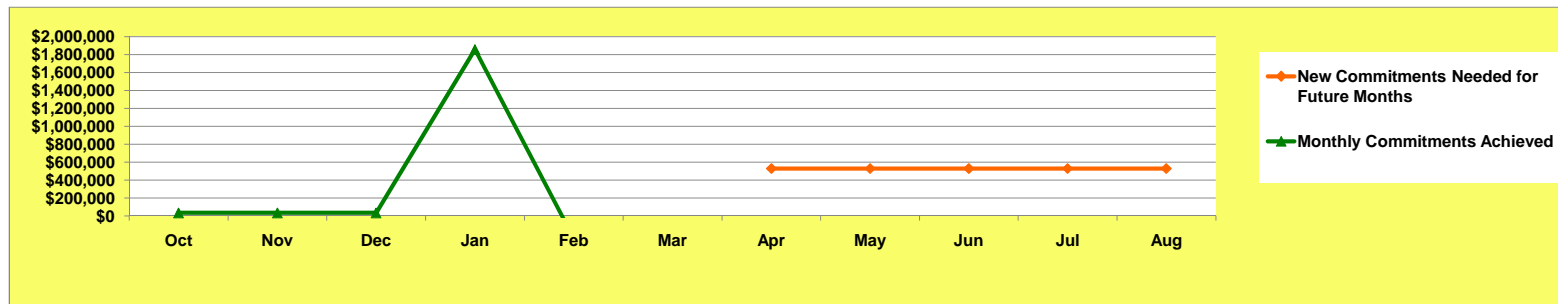


* The LH25 minimum requirement is 25% of the total grant amount, benefitting households with incomes below 50% AMI.

** The trend goal is the average future monthly commitment rate required in order to fully commit the Total NSP Funding by August 30, 2010

Canton, OH committed -\$658,823 during March and needs to average \$527,277 per month for April through August

Canton, OH Commitments Trend (Monthly Commitments)



HUD NSP-1 Reporting

Mar 2010 Grantee Report - Canton, OH

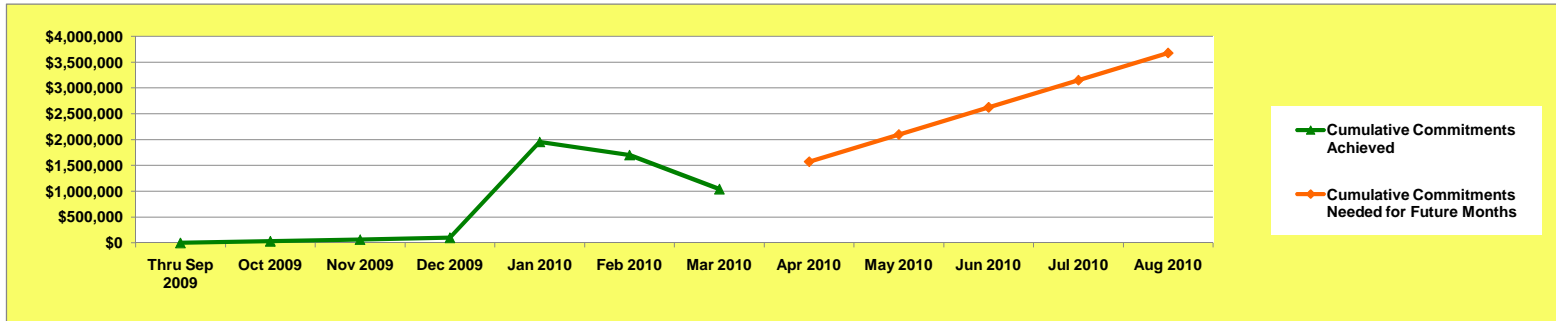


Canton, OH NSP-1 Grant Amount is \$3,678,562

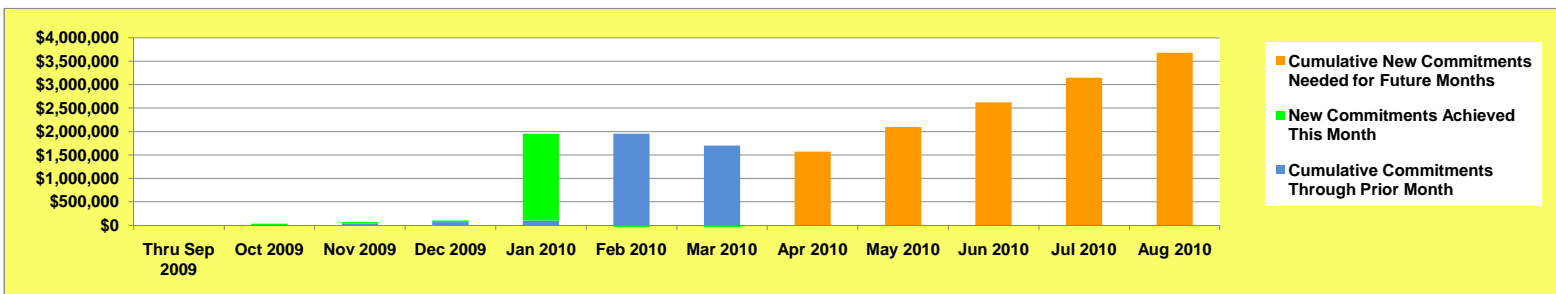
\$1,042,177 (28.3%) has been committed

\$239,596 (6.5%) has been expended

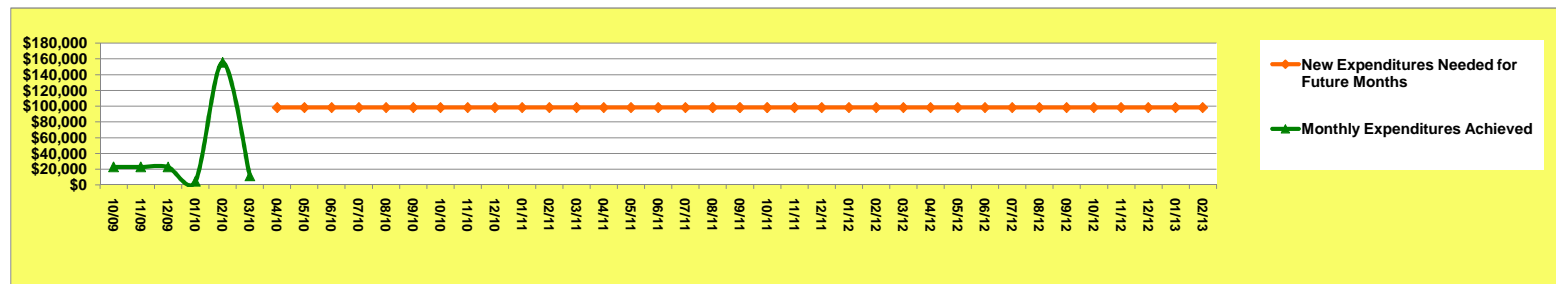
Canton, OH Commitments Trend (Cumulative Commitments)



Canton, OH Commitments Versus Total Grant Amount



Canton, OH Expenditures Trend (Monthly Expenditures)



Canton, OH expended \$11,275 during March and needs to average \$98,256 per month for April 2010 through February 2013

HUD NSP-1 Reporting

Mar 2010 Grantee Report - Canton, OH

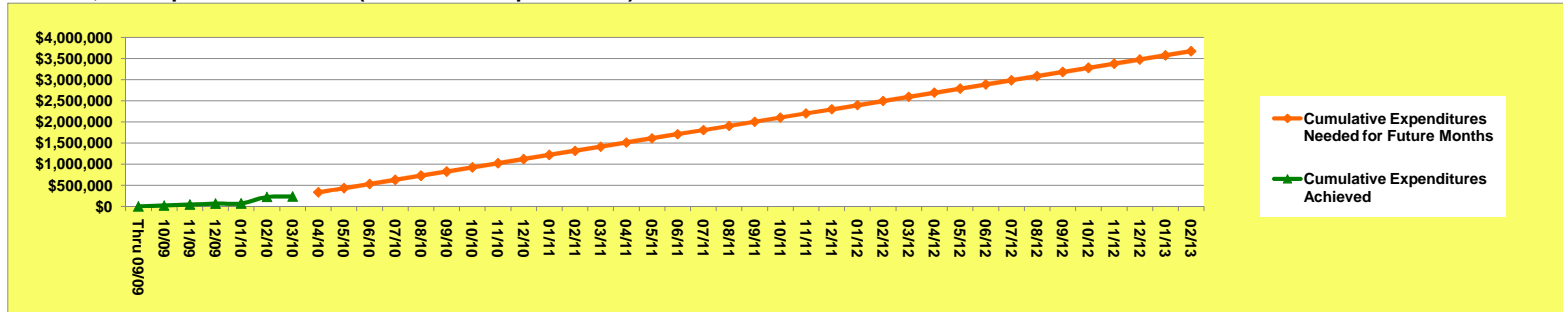


Canton, OH NSP-1 Grant Amount is \$3,678,562

\$1,042,177 (28.3%) has been committed

\$239,596 (6.5%) has been expended

Canton, OH Expenditures Trend (Cumulative Expenditures)



Summary of NSP-1 Reporting Measures and Performance Ratio for Canton, OH (Cumulative through 04-06-10)

	(A) Projected Measures	(B) Actual Measures	(C) Percentage (B ÷ A)	(D) % of Grant Expended	(E) Performance Ratio (C ÷ D)	
Number of homes / properties	125	0	0.0%	↕	↕	(A) is the sum of all unit-denominated measures selected by the grantee (for example, "number of foreclosed homes acquired") (B) is the sum of all beneficiary-denominated measures selected by the grantee (for example, "number of units rented to beneficiaries") If the Performance Ratio (E) is 1.00, that indicates that the grantee's achievement of performance measures is in balance with the grantee's expenditure of funds. A ratio above 1.00 indicates better performance (relatively more performance measures achieved in relation to funds expended). A ratio below 1.00 indicates relatively poorer performance.
Number of hholds / persons served	15	0	0.0%			
Performance for Grantee:			0.00%	6.51%	0.00	
National Average:			21.99%	19.06%	1.15	
Above / Below National Average:			Below	Below	Below	

Canton, OH NSP-1 Program and Beneficiary Characteristics

BENEFICIARY INCOME RANGE:	Projected Measures	Actual Measures
Below 50% AMI	100.0%	0.0%
50% AMI to 80% AMI	0.0%	0.0%
80% AMI to 120% AMI	0.0%	0.0%

Canton, OH NSP-1 Unit and Beneficiary Goals and Achievements

NSP-1 ACTIVITY TYPE	Units Goal	Units Achieved	Beneficiary Goal	Beneficiaries Served
Acquisition	0	0	0	0
Clearance	103	0	0	0
Homeownership	2	0	0	0
Land Banking	2	0	0	0
Public Facilities / Economic Development	0	0	0	0
Residential New Construction	16	0	15	0
Residential Rehab	1	0	0	0
Other	1	0	0	0
Total	125	0	15	0

HUD NSP-1 Reporting

Mar 2010 Grantee Report - Canton, OH



Canton, OH NSP-1 Grant Amount is \$3,678,562

\$1,042,177 (28.3%) has been committed

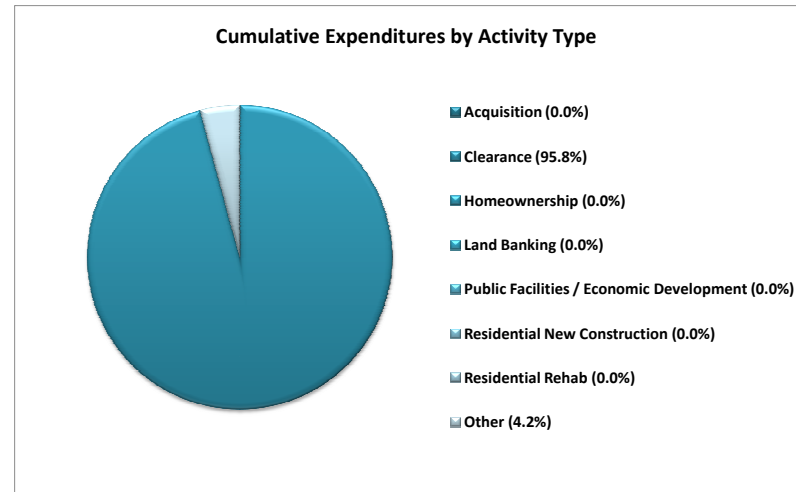
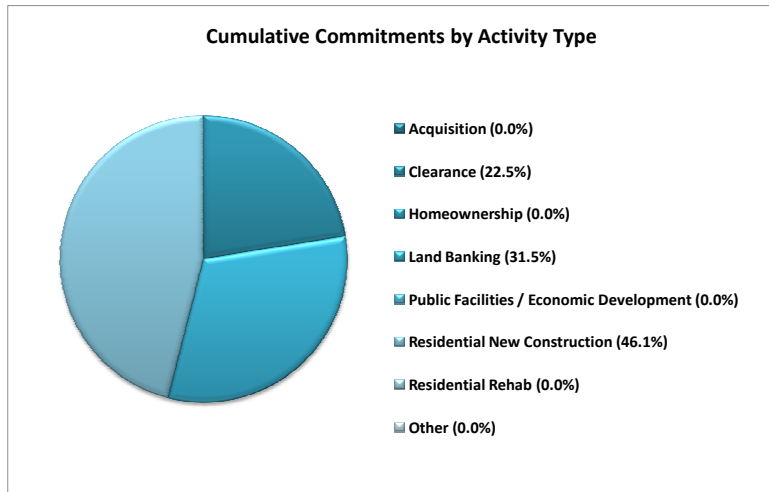
\$239,596 (6.5%) has been expended

Commitments by Activity Type for Canton, OH (Cumulative Through 04-02-10)

Acquisition	\$0	0.0%
Clearance	\$234,321	22.5%
Homeownership	\$0	0.0%
Land Banking	\$327,856	31.5%
Public Facilities / Economic Development	\$0	0.0%
Residential New Construction	\$480,000	46.1%
Residential Rehab	\$0	0.0%
Other	\$0	0.0%
Cumulative Commitments	\$1,042,177	100.0%

Expenditures by Activity Type for Canton, OH (Cumulative Through 04-02-10)

Acquisition	\$0	0.0%
Clearance	\$229,596	95.8%
Homeownership	\$0	0.0%
Land Banking	\$0	0.0%
Public Facilities / Economic Development	\$0	0.0%
Residential New Construction	\$0	0.0%
Residential Rehab	\$0	0.0%
Other	\$10,000	4.2%
Cumulative Expenditures	\$239,596	100.0%



Canton, OH
March 2010 Grantee Report (current data are as of 04-05-2010, prior data are as of 03-02-2010)

Region V
Columbus FO
Ohio