

HUD NSP-1 Reporting

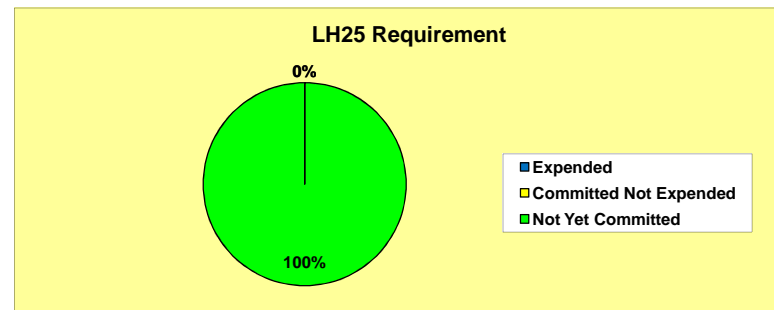
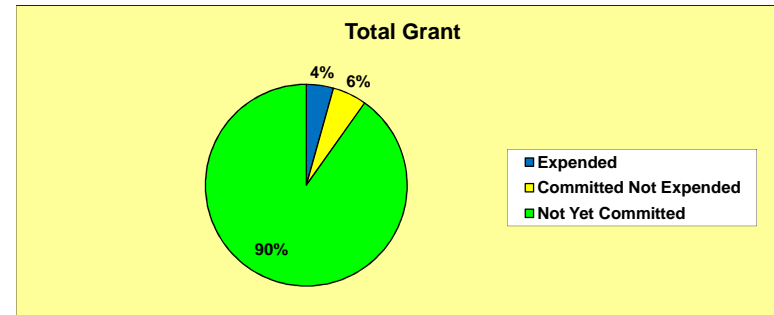


Butler County, OH NSP-1 Grant Amount is \$4,213,742
 \$414,592 (9.8%) has been committed
 \$182,433 (4.3%) has been expended

Mar 2010 Grantee Report - Butler County, OH

Grant Number B-08-UN-39-0001
 HUD Region V
 HUD FO Columbus FO
 State Ohio

	Total Grant		LH25 Requirement	
	Grantee	National Average	Grantee	National Average
Total NSP Funding	\$4,213,742		\$1,053,436 *	
Cum. Commitments Through Mar As % of Total Amount	\$414,592 9.8%	44.3%	\$0 0.0%	49.8%
Commitments During Mar	\$2,300		\$0	
Monthly Trend Goal for Mar**	\$633,575		\$175,573	
% of March Trend Goal Met	0.4%	77.9%	0.0%	104.3%
Monthly Trend Goal for Apr - Aug**	\$759,830		\$210,687	
As % of March Trend Goal	119.9%		120.0%	
Expenditures Through Mar As % of Total Amount	\$182,433 4.3%	19.1%	\$0 0.0%	18.5%
Program Income Through Mar As % of Total Amount	\$0 0.0%	0.4%	N/A N/A	

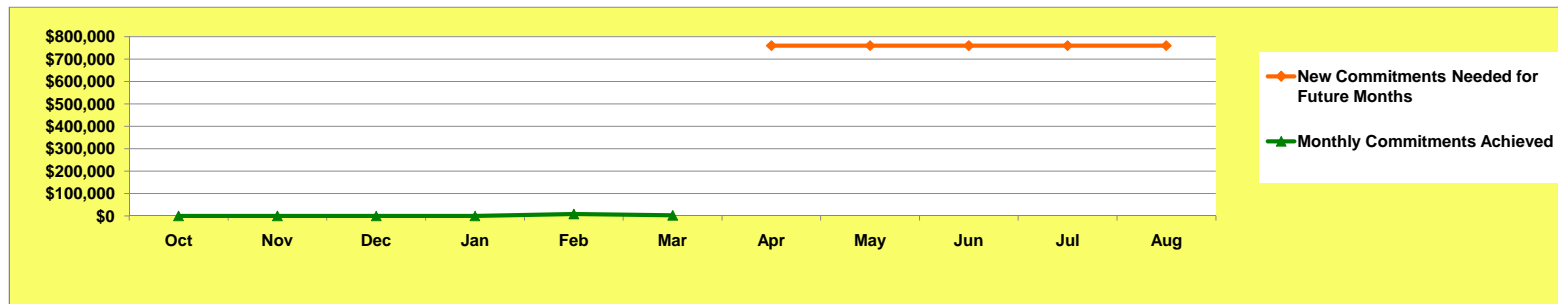


* The LH25 minimum requirement is 25% of the total grant amount, benefitting households with incomes below 50% AMI.

** The trend goal is the average future monthly commitment rate required in order to fully commit the Total NSP Funding by August 30, 2010

Butler County, OH committed \$2,300 during March and needs to average \$759,830 per month for April through August

Butler County, OH Commitments Trend (Monthly Commitments)



HUD NSP-1 Reporting

Mar 2010 Grantee Report - Butler County, OH

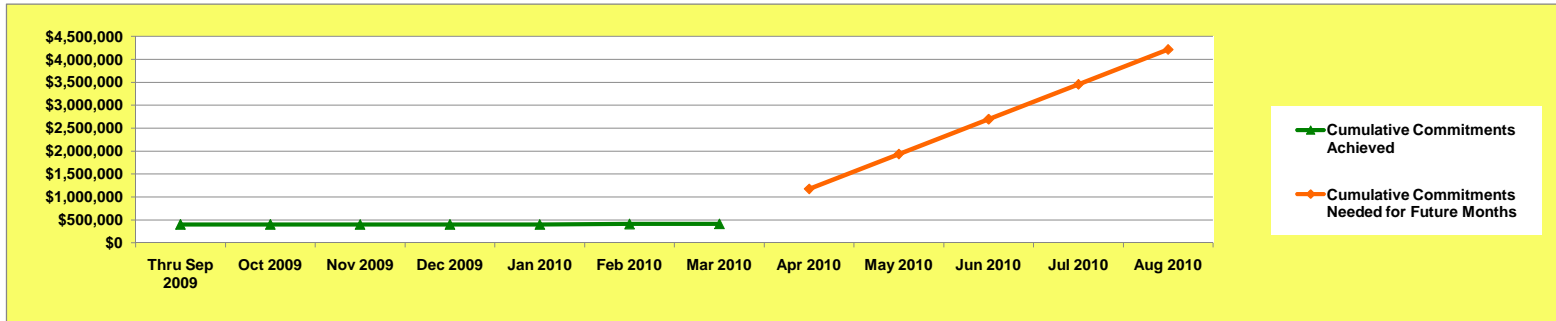


Butler County, OH NSP-1 Grant Amount is \$4,213,742

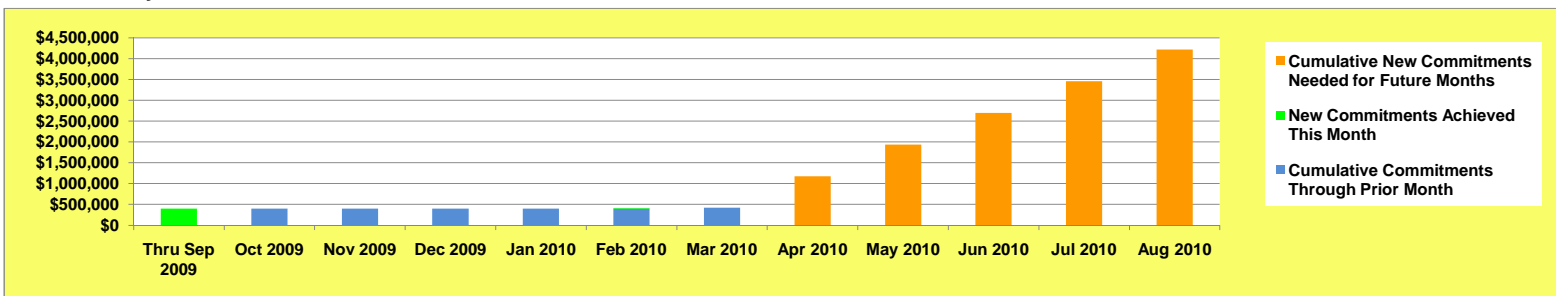
\$414,592 (9.8%) has been committed

\$182,433 (4.3%) has been expended

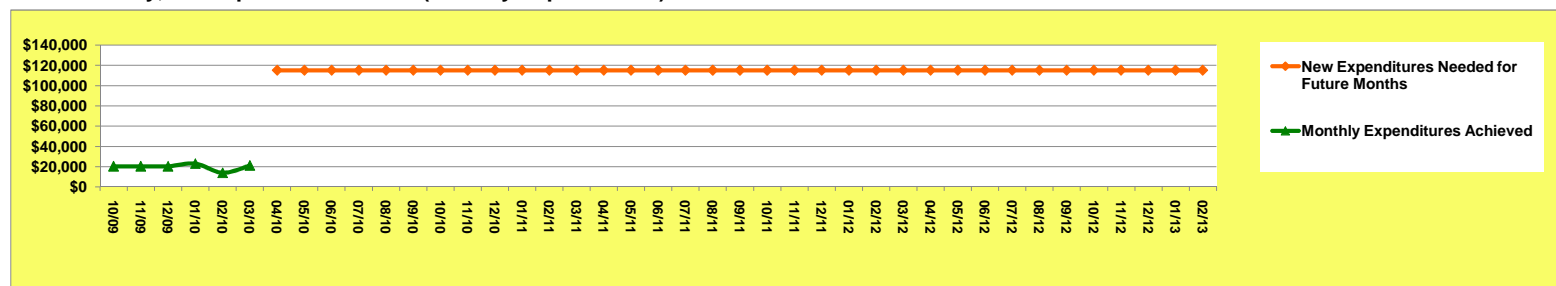
Butler County, OH Commitments Trend (Cumulative Commitments)



Butler County, OH Commitments Versus Total Grant Amount



Butler County, OH Expenditures Trend (Monthly Expenditures)



Butler County, OH expended \$21,250 during March and needs to average \$115,180 per month for April 2010 through February 2013

HUD NSP-1 Reporting

Mar 2010 Grantee Report - Butler County, OH

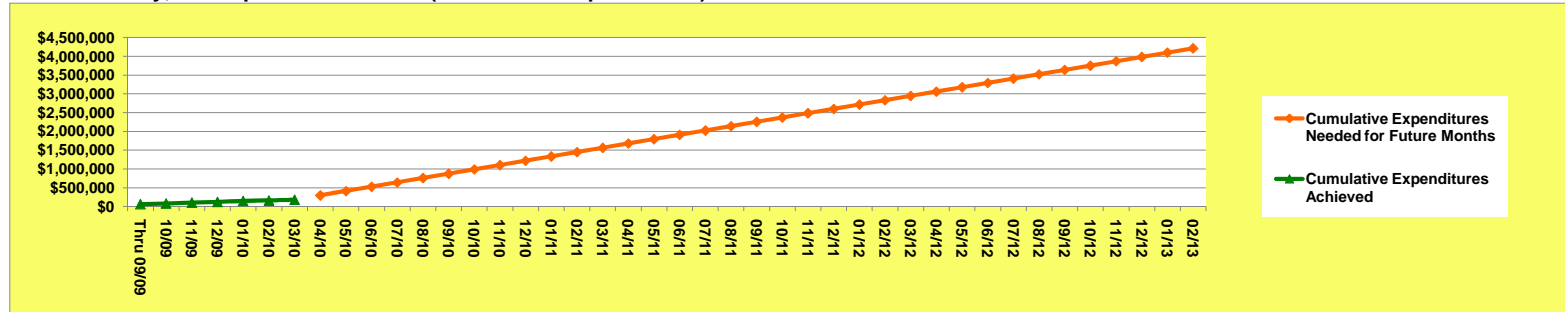


Butler County, OH NSP-1 Grant Amount is \$4,213,742

\$414,592 (9.8%) has been committed

\$182,433 (4.3%) has been expended

Butler County, OH Expenditures Trend (Cumulative Expenditures)



Summary of NSP-1 Reporting Measures and Performance Ratio for Butler County, OH (Cumulative through 04-06-10)

	(A) Projected Measures	(B) Actual Measures	(C) Percentage (B ÷ A)	(D) % of Grant Expended	(E) Performance Ratio (C ÷ D)
Number of homes / properties	50	0	0.0%	↕	↕
Number of hholds / persons served	30	0	0.0%		
Performance for Grantee:			0.00%	4.33%	0.00
National Average:			21.99%	19.06%	1.15
Above / Below National Average:			Below	Below	Below

(A) is the sum of all unit-denominated measures selected by the grantee (for example, "number of foreclosed homes acquired")
 (B) is the sum of all beneficiary-denominated measures selected by the grantee (for example, "number of units rented to beneficiaries")

If the Performance Ratio (E) is 1.00, that indicates that the grantee's achievement of performance measures is in balance with the grantee's expenditure of funds. A ratio above 1.00 indicates better performance (relatively more performance measures achieved in relation to funds expended). A ratio below 1.00 indicates relatively poorer performance.

Butler County, OH NSP-1 Program and Beneficiary Characteristics

BENEFICIARY INCOME RANGE:	Projected Measures	Actual Measures
Below 50% AMI	53.3%	0.0%
50% AMI to 80% AMI	46.7%	0.0%
80% AMI to 120% AMI	0.0%	0.0%

Butler County, OH NSP-1 Unit and Beneficiary Goals and Achievements

NSP-1 ACTIVITY TYPE	Units Goal	Units Achieved	Beneficiary Goal	Beneficiaries Served
Acquisition	0	0	0	0
Clearance	50	0	0	0
Homeownership	0	0	15	0
Land Banking	0	0	0	0
Public Facilities / Economic Development	0	0	0	0
Residential New Construction	0	0	0	0
Residential Rehab	0	0	15	0
Other	0	0	0	0
Total	50	0	30	0

HUD NSP-1 Reporting

Mar 2010 Grantee Report - Butler County, OH



Butler County, OH NSP-1 Grant Amount is \$4,213,742

\$414,592 (9.8%) has been committed

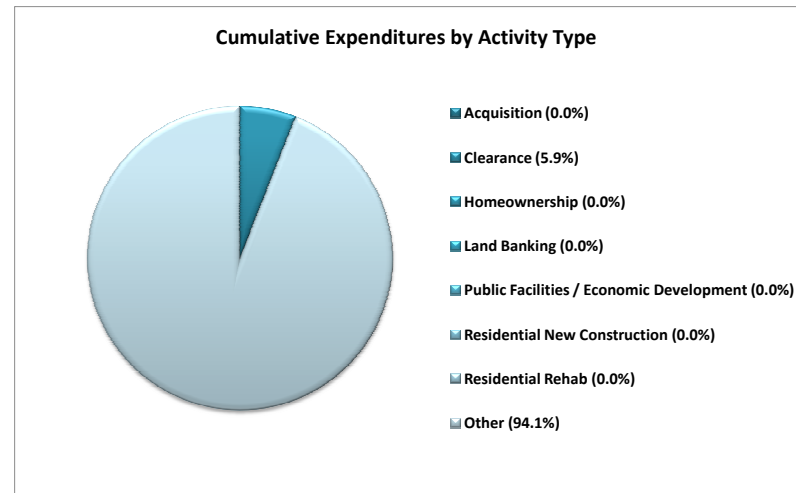
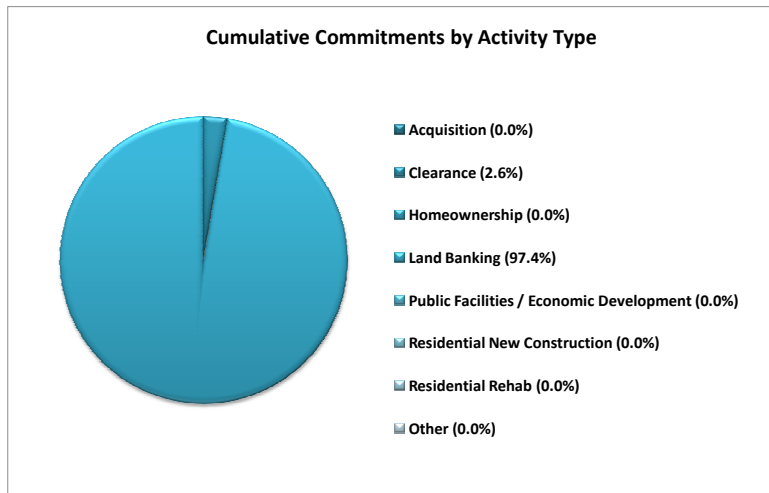
\$182,433 (4.3%) has been expended

Commitments by Activity Type for Butler County, OH (Cumulative Through 04-02-10)

Acquisition	\$0	0.0%
Clearance	\$10,850	2.6%
Homeownership	\$0	0.0%
Land Banking	\$403,742	97.4%
Public Facilities / Economic Development	\$0	0.0%
Residential New Construction	\$0	0.0%
Residential Rehab	\$0	0.0%
Other	\$0	0.0%
Cumulative Commitments	\$414,592	100.0%

Expenditures by Activity Type for Butler County, OH (Cumulative Through 04-02-10)

Acquisition	\$0	0.0%
Clearance	\$10,850	5.9%
Homeownership	\$0	0.0%
Land Banking	\$0	0.0%
Public Facilities / Economic Development	\$0	0.0%
Residential New Construction	\$0	0.0%
Residential Rehab	\$0	0.0%
Other	\$171,583	94.1%
Cumulative Expenditures	\$182,433	100.0%



Butler County, OH
March 2010 Grantee Report (current data are as of 04-05-2010, prior data are as of 03-02-2010)

Region V
Columbus FO
Ohio