

HUD NSP-1 Reporting



Boynton Beach, FL NSP-1 Grant Amount is \$2,963,311

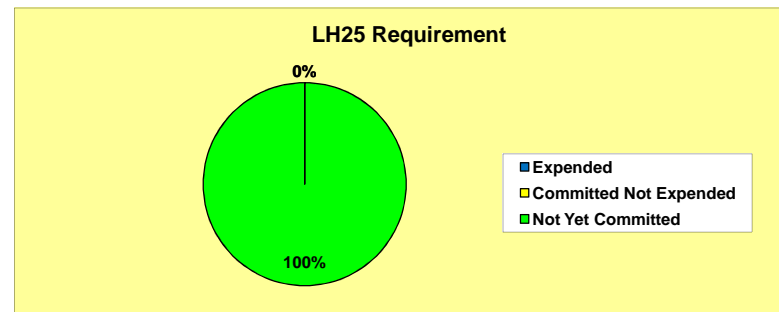
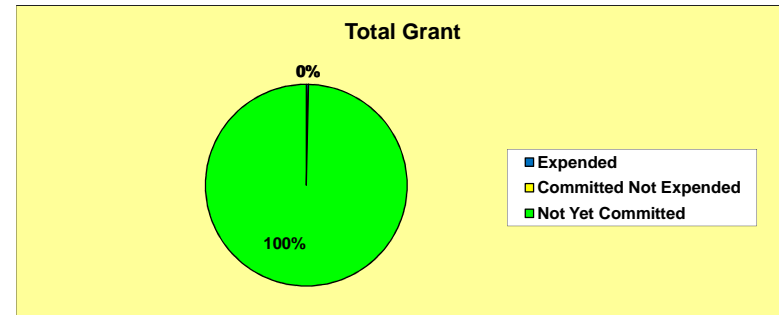
\$11,000 (0.4%) has been committed

\$10,015 (0.3%) has been expended

Mar 2010 Grantee Report - Boynton Beach, FL

Grant Number B-08-MN-12-0002
 HUD Region IV
 HUD FO Miami FO
 State Florida

	Total Grant		LH25 Requirement	
	Grantee	National Average	Grantee	National Average
Total NSP Funding	\$2,963,311		\$740,828 *	
Cum. Commitments Through Mar As % of Total Amount	\$11,000 0.4%	44.3%	\$0 0.0%	49.8%
Commitments During Mar Monthly Trend Goal for Mar**	\$0 \$492,052		\$0 \$123,471	
% of March Trend Goal Met	0.0%	77.9%	0.0%	104.3%
Monthly Trend Goal for Apr - Aug** As % of March Trend Goal	\$590,462 120.0%		\$148,166 120.0%	
Expenditures Through Mar As % of Total Amount	\$10,015 0.3%	19.1%	\$0 0.0%	18.5%
Program Income Through Mar As % of Total Amount	\$0 0.0%	0.4%	N/A N/A	

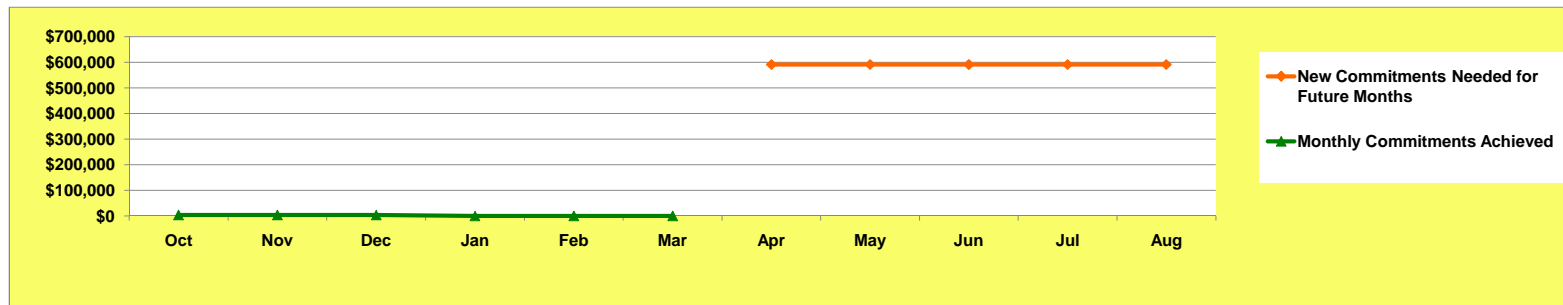


* The LH25 minimum requirement is 25% of the total grant amount, benefitting households with incomes below 50% AMI.

** The trend goal is the average future monthly commitment rate required in order to fully commit the Total NSP Funding by August 30, 2010

Boynton Beach, FL committed zero during March and needs to average \$590,462 per month for April through August

Boynton Beach, FL Commitments Trend (Monthly Commitments)



HUD NSP-1 Reporting

Mar 2010 Grantee Report - Boynton Beach, FL

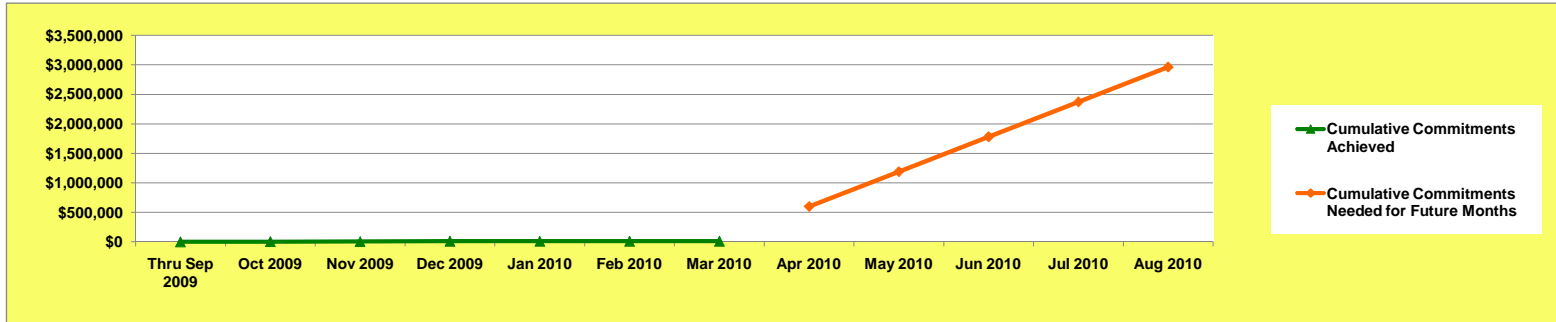


Boynton Beach, FL NSP-1 Grant Amount is \$2,963,311

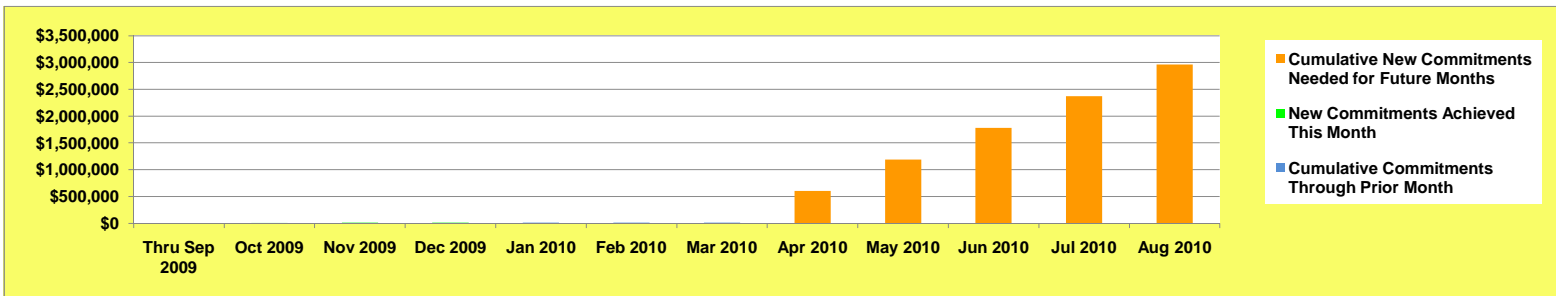
\$11,000 (0.4%) has been committed

\$10,015 (0.3%) has been expended

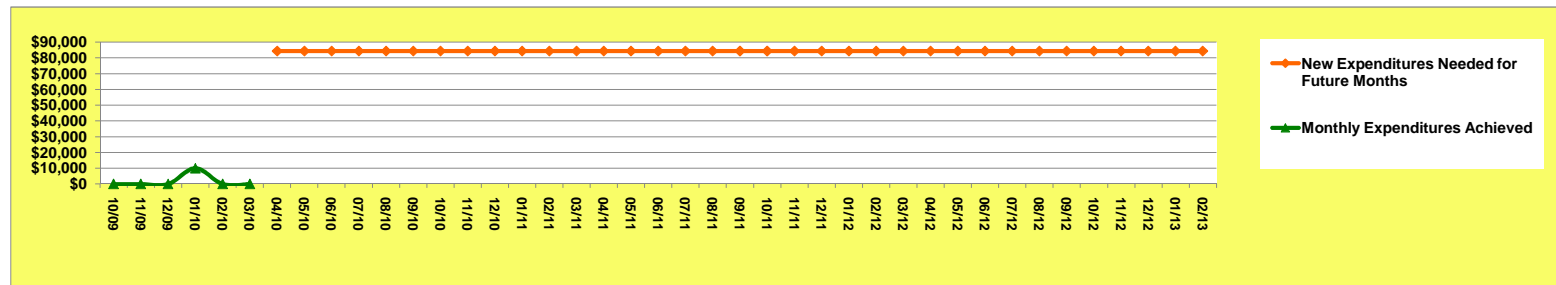
Boynton Beach, FL Commitments Trend (Cumulative Commitments)



Boynton Beach, FL Commitments Versus Total Grant Amount



Boynton Beach, FL Expenditures Trend (Monthly Expenditures)



Boynton Beach, FL expended zero during March and needs to average \$84,380 per month for April 2010 through February 2013

HUD NSP-1 Reporting

Mar 2010 Grantee Report - Boynton Beach, FL

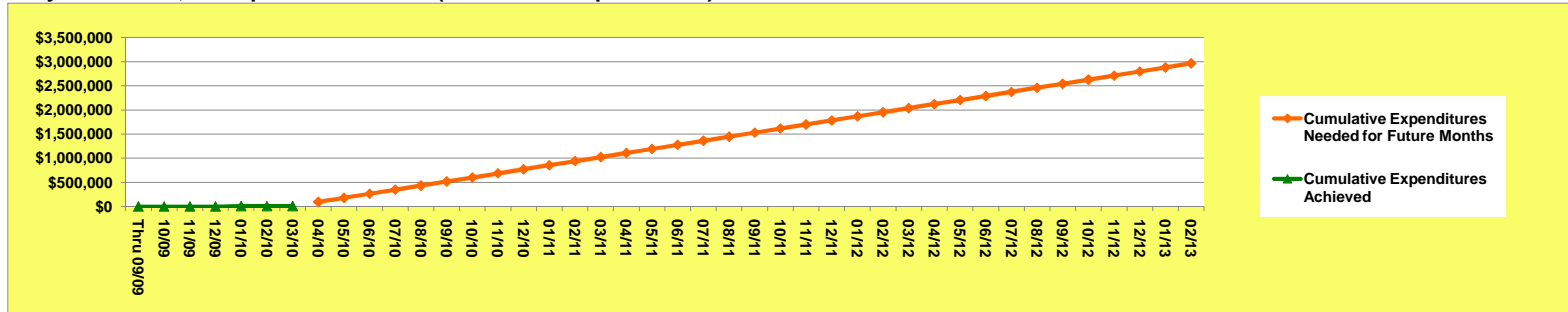


Boynton Beach, FL NSP-1 Grant Amount is \$2,963,311

\$11,000 (0.4%) has been committed

\$10,015 (0.3%) has been expended

Boynton Beach, FL Expenditures Trend (Cumulative Expenditures)



Summary of NSP-1 Reporting Measures and Performance Ratio for Boynton Beach, FL (Cumulative through 04-06-10)

	(A) Projected Measures	(B) Actual Measures	(C) Percentage (B ÷ A)	(D) % of Grant Expended	(E) Performance Ratio (C ÷ D)
Number of homes / properties	42	0	0.0%	↕	↕
Number of hholds / persons served	42	0	0.0%		
Performance for Grantee:			0.00%	0.34%	0.00
National Average:			21.99%	19.06%	1.15
Above / Below National Average:			Below	Below	Below

(A) is the sum of all unit-denominated measures selected by the grantee (for example, "number of foreclosed homes acquired")
 (B) is the sum of all beneficiary-denominated measures selected by the grantee (for example, "number of units rented to beneficiaries")

If the Performance Ratio (E) is 1.00, that indicates that the grantee's achievement of performance measures is in balance with the grantee's expenditure of funds. A ratio above 1.00 indicates better performance (relatively more performance measures achieved in relation to funds expended). A ratio below 1.00 indicates relatively poorer performance.

Boynton Beach, FL NSP-1 Program and Beneficiary Characteristics

BENEFICIARY INCOME RANGE:	Projected Measures	Actual Measures
Below 50% AMI	9.5%	0.0%
50% AMI to 80% AMI	78.6%	0.0%
80% AMI to 120% AMI	11.9%	0.0%

Boynton Beach, FL NSP-1 Unit and Beneficiary Goals and Achievements

NSP-1 ACTIVITY TYPE	Units Goal	Units Achieved	Beneficiary Goal	Beneficiaries Served
Acquisition	12	0	12	0
Clearance	0	0	0	0
Homeownership	0	0	0	0
Land Banking	0	0	0	0
Public Facilities / Economic Development	0	0	0	0
Residential New Construction	30	0	30	0
Residential Rehab	0	0	0	0
Other	0	0	0	0
Total	42	0	42	0

HUD NSP-1 Reporting

Mar 2010 Grantee Report - Boynton Beach, FL



Boynton Beach, FL NSP-1 Grant Amount is \$2,963,311

\$11,000 (0.4%) has been committed

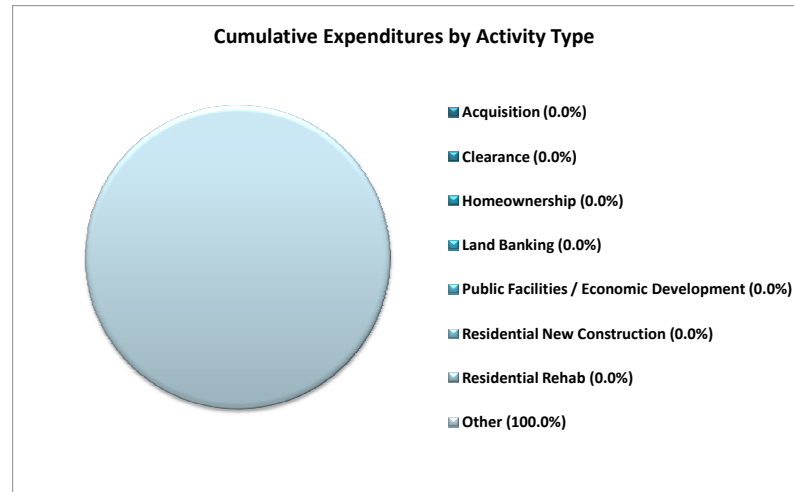
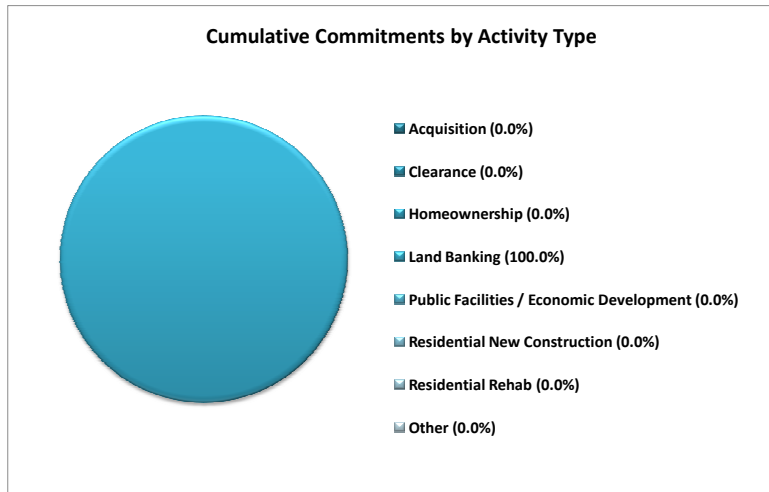
\$10,015 (0.3%) has been expended

Commitments by Activity Type for Boynton Beach, FL (Cumulative Through 04-02-10)

Acquisition	\$0	0.0%
Clearance	\$0	0.0%
Homeownership	\$0	0.0%
Land Banking	\$11,000	100.0%
Public Facilities / Economic Development	\$0	0.0%
Residential New Construction	\$0	0.0%
Residential Rehab	\$0	0.0%
Other	\$0	0.0%
Cumulative Commitments	\$11,000	100.0%

Expenditures by Activity Type for Boynton Beach, FL (Cumulative Through 04-02-10)

Acquisition	\$0	0.0%
Clearance	\$0	0.0%
Homeownership	\$0	0.0%
Land Banking	\$0	0.0%
Public Facilities / Economic Development	\$0	0.0%
Residential New Construction	\$0	0.0%
Residential Rehab	\$0	0.0%
Other	\$10,015	100.0%
Cumulative Expenditures	\$10,015	100.0%



Boynton Beach, FL
 March 2010 Grantee Report (current data are as of 04-05-2010, prior data are as of 03-02-2010)

Region IV
 Miami FO
 Florida