

HUD NSP-1 Reporting

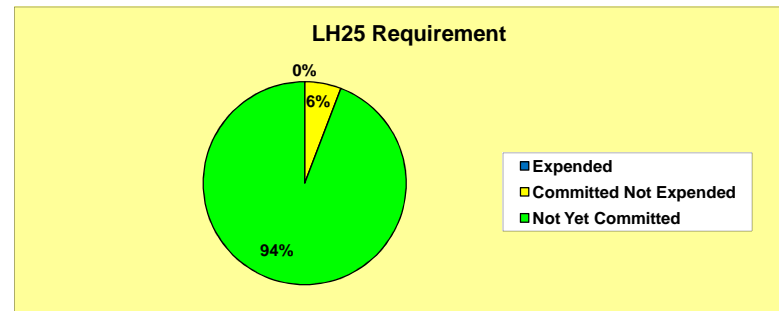
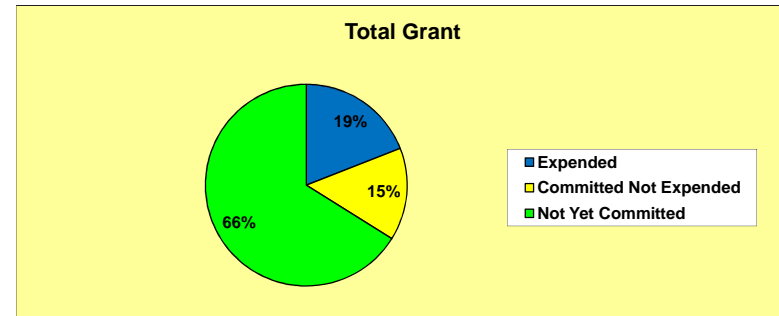


Augusta, GA NSP-1 Grant Amount is \$2,473,064
 \$838,334 (33.9%) has been committed
 \$471,163 (19.1%) has been expended

Mar 2010 Grantee Report - Augusta, GA

Grant Number B-08-MN-13-0002
 HUD Region IV
 HUD FO Atlanta FO
 State Georgia

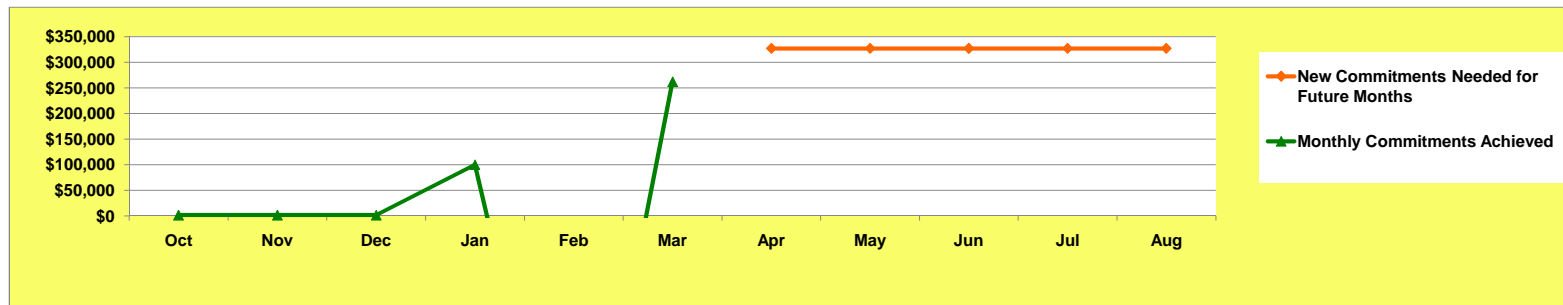
	Total Grant		LH25 Requirement	
	Grantee	National Average	Grantee	National Average
Total NSP Funding	\$2,473,064		\$618,266 *	
Cum. Commitments Through Mar As % of Total Amount	\$838,334 33.9%	44.3%	\$35,937 5.8%	49.8%
Commitments During Mar	\$261,511		\$35,937	
Monthly Trend Goal for Mar**	\$316,040		\$103,044	
% of March Trend Goal Met	82.7%	77.9%	34.9%	104.3%
Monthly Trend Goal for Apr - Aug** As % of March Trend Goal	\$326,946 103.5%		\$116,466 113.0%	
Expenditures Through Mar As % of Total Amount	\$471,163 19.1%	19.1%	\$0 0.0%	18.5%
Program Income Through Mar As % of Total Amount	\$55,000 2.2%	0.4%	N/A N/A	



* The LH25 minimum requirement is 25% of the total grant amount, benefitting households with incomes below 50% AMI.
 ** The trend goal is the average future monthly commitment rate required in order to fully commit the Total NSP Funding by August 30, 2010

Augusta, GA committed \$261,511 during March and needs to average \$326,946 per month for April through August

Augusta, GA Commitments Trend (Monthly Commitments)



HUD NSP-1 Reporting

Mar 2010 Grantee Report - Augusta, GA

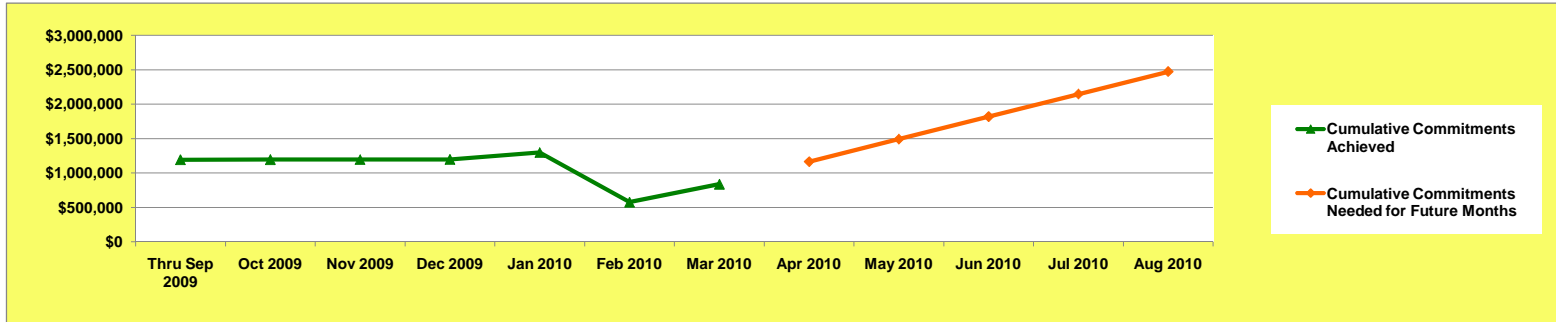


Augusta, GA NSP-1 Grant Amount is \$2,473,064

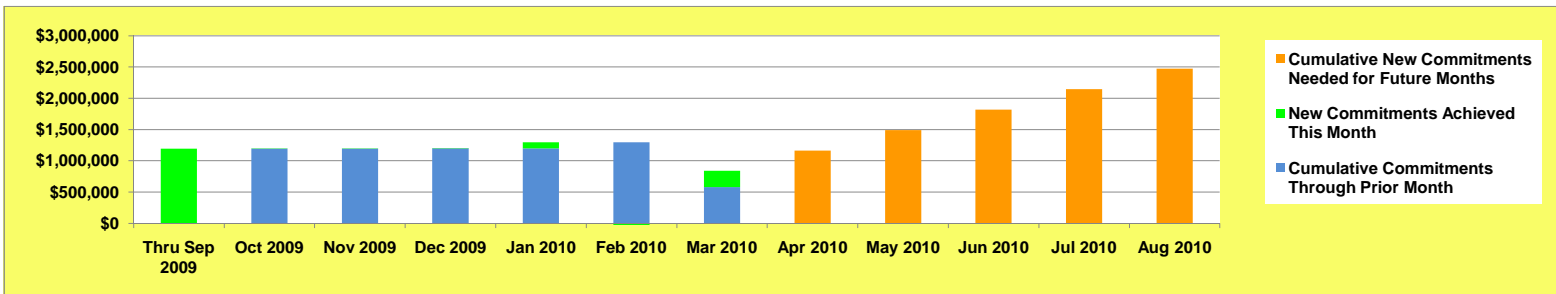
\$838,334 (33.9%) has been committed

\$471,163 (19.1%) has been expended

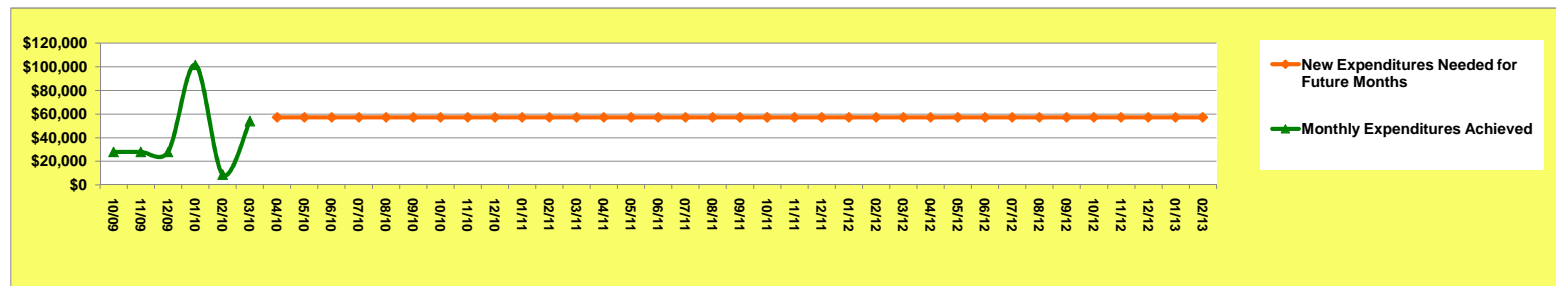
Augusta, GA Commitments Trend (Cumulative Commitments)



Augusta, GA Commitments Versus Total Grant Amount



Augusta, GA Expenditures Trend (Monthly Expenditures)



Augusta, GA expended \$54,088 during March and needs to average \$57,197 per month for April 2010 through February 2013

HUD NSP-1 Reporting

Mar 2010 Grantee Report - Augusta, GA

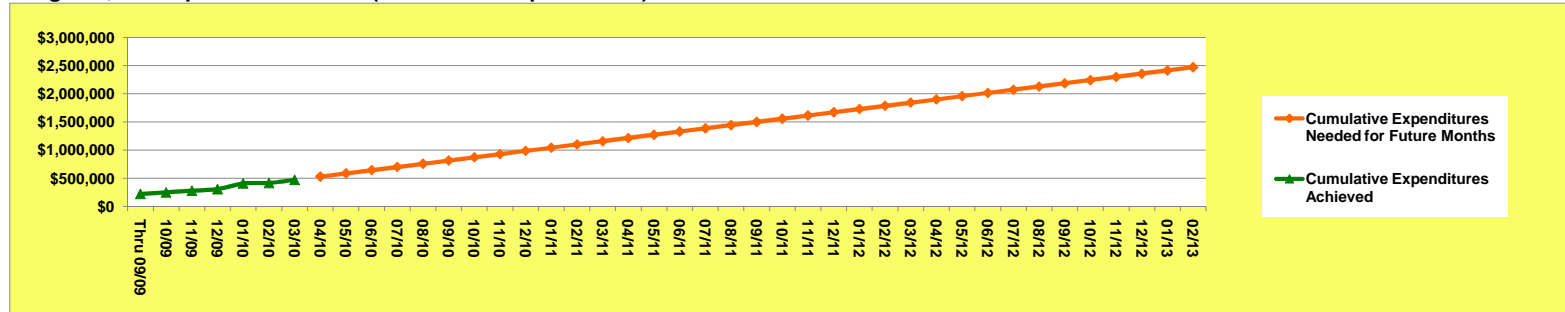


Augusta, GA NSP-1 Grant Amount is \$2,473,064

\$838,334 (33.9%) has been committed

\$471,163 (19.1%) has been expended

Augusta, GA Expenditures Trend (Cumulative Expenditures)



Summary of NSP-1 Reporting Measures and Performance Ratio for Augusta, GA (Cumulative through 04-06-10)

	(A) Projected Measures	(B) Actual Measures	(C) Percentage (B ÷ A)	(D) % of Grant Expended	(E) Performance Ratio (C ÷ D)	
Number of homes / properties	191	26	13.6%	↕	↕	<p>(A) is the sum of all unit-denominated measures selected by the grantee (for example, "number of foreclosed homes acquired")</p> <p>(B) is the sum of all beneficiary-denominated measures selected by the grantee (for example, "number of units rented to beneficiaries")</p> <p>If the Performance Ratio (E) is 1.00, that indicates that the grantee's achievement of performance measures is in balance with the grantee's expenditure of funds. A ratio above 1.00 indicates better performance (relatively more performance measures achieved in relation to funds expended). A ratio below 1.00 indicates relatively poorer performance.</p>
Number of hholds / persons served	156	14	9.0%			
Performance for Grantee:			11.29%	19.05%	0.59	
National Average:			21.99%	19.06%	1.15	
Above / Below National Average:			Below	Below	Below	

Augusta, GA NSP-1 Program and Beneficiary Characteristics

BENEFICIARY INCOME RANGE:	Projected Measures	Actual Measures
Below 50% AMI	22.4%	100.0%
50% AMI to 80% AMI	75.6%	0.0%
80% AMI to 120% AMI	1.9%	0.0%

Augusta, GA NSP-1 Unit and Beneficiary Goals and Achievements

NSP-1 ACTIVITY TYPE	Units Goal	Units Achieved	Beneficiary Goal	Beneficiaries Served
Acquisition	111	26	136	14
Clearance	0	0	0	0
Homeownership	10	0	10	0
Land Banking	20	0	0	0
Public Facilities / Economic Development	0	0	0	0
Residential New Construction	0	0	0	0
Residential Rehab	50	0	10	0
Other	0	0	0	0
Total	191	26	156	14

HUD NSP-1 Reporting

Mar 2010 Grantee Report - Augusta, GA



Augusta, GA NSP-1 Grant Amount is \$2,473,064

\$838,334 (33.9%) has been committed

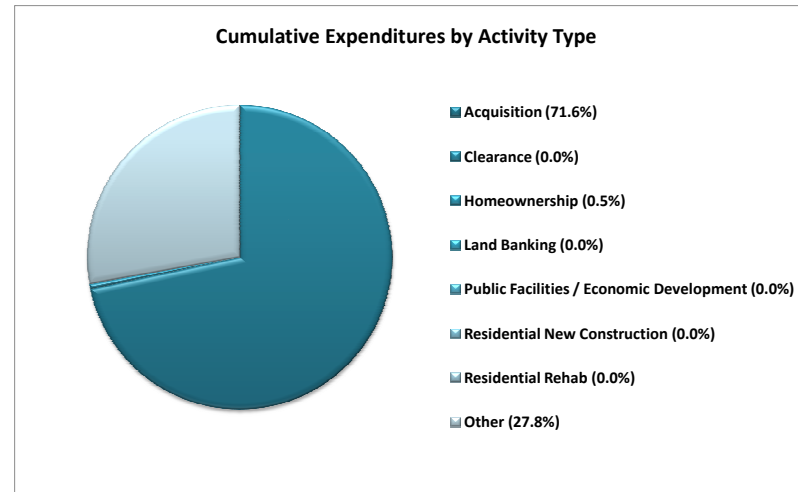
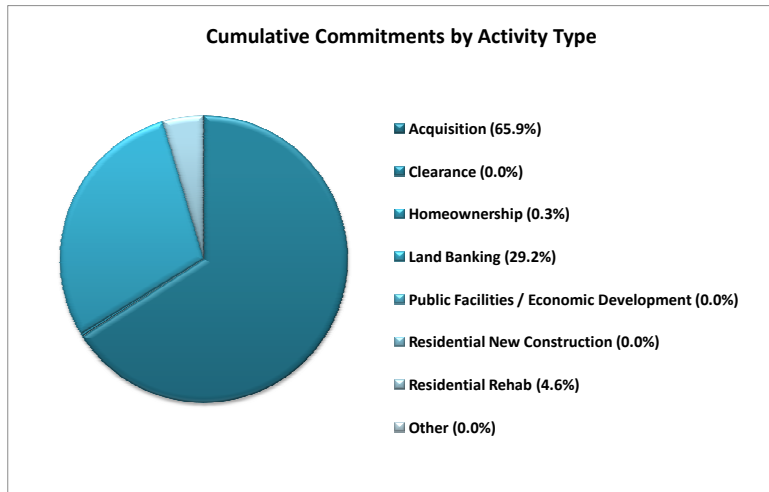
\$471,163 (19.1%) has been expended

Commitments by Activity Type for Augusta, GA (Cumulative Through 04-02-10)

Acquisition	\$552,802	65.9%
Clearance	\$0	0.0%
Homeownership	\$2,500	0.3%
Land Banking	\$244,795	29.2%
Public Facilities / Economic Development	\$0	0.0%
Residential New Construction	\$0	0.0%
Residential Rehab	\$38,237	4.6%
Other	\$0	0.0%
Cumulative Commitments	\$838,334	100.0%

Expenditures by Activity Type for Augusta, GA (Cumulative Through 04-02-10)

Acquisition	\$337,508	71.6%
Clearance	\$0	0.0%
Homeownership	\$2,500	0.5%
Land Banking	\$0	0.0%
Public Facilities / Economic Development	\$0	0.0%
Residential New Construction	\$0	0.0%
Residential Rehab	\$0	0.0%
Other	\$131,155	27.8%
Cumulative Expenditures	\$471,163	100.0%



Augusta, GA
March 2010 Grantee Report (current data are as of 04-05-2010, prior data are as of 03-02-2010)

Region IV
Atlanta FO
Georgia