

HUD NSP-1 Reporting



Akron, OH NSP-1 Grant Amount is \$8,583,492

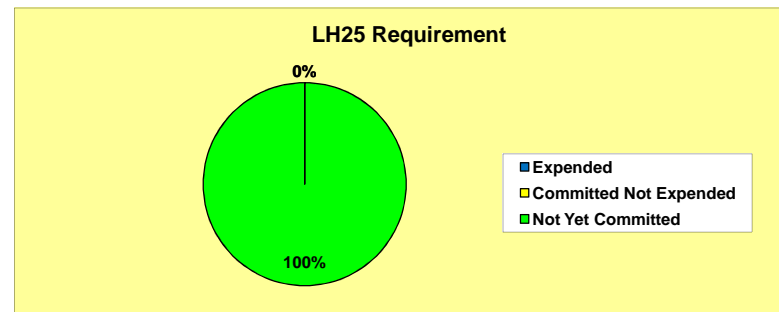
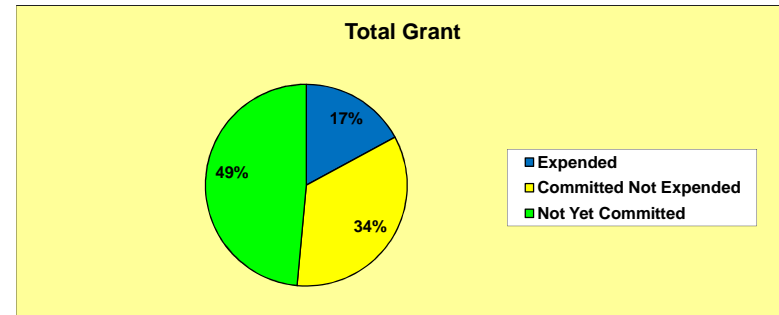
\$4,416,268 (51.5%) has been committed

\$1,467,316 (17.1%) has been expended

Mar 2010 Grantee Report - Akron, OH

Grant Number B-08-MN-39-0001
 HUD Region V
 HUD FO Columbus FO
 State Ohio

	Total Grant		LH25 Requirement	
	Grantee	National Average	Grantee	National Average
Total NSP Funding	\$8,583,492		\$2,145,873 *	
Cum. Commitments Through Mar As % of Total Amount	\$4,416,268 51.5%	44.3%	\$0 0.0%	49.8%
Commitments During Mar	\$477,821		\$0	
Monthly Trend Goal for Mar**	\$774,174		\$357,646	
% of March Trend Goal Met	61.7%	77.9%	0.0%	104.3%
Monthly Trend Goal for Apr - Aug** As % of March Trend Goal	\$833,445 107.7%		\$429,175 120.0%	
Expenditures Through Mar As % of Total Amount	\$1,467,316 17.1%	19.1%	\$0 0.0%	18.5%
Program Income Through Mar As % of Total Amount	\$0 0.0%	0.4%	N/A N/A	

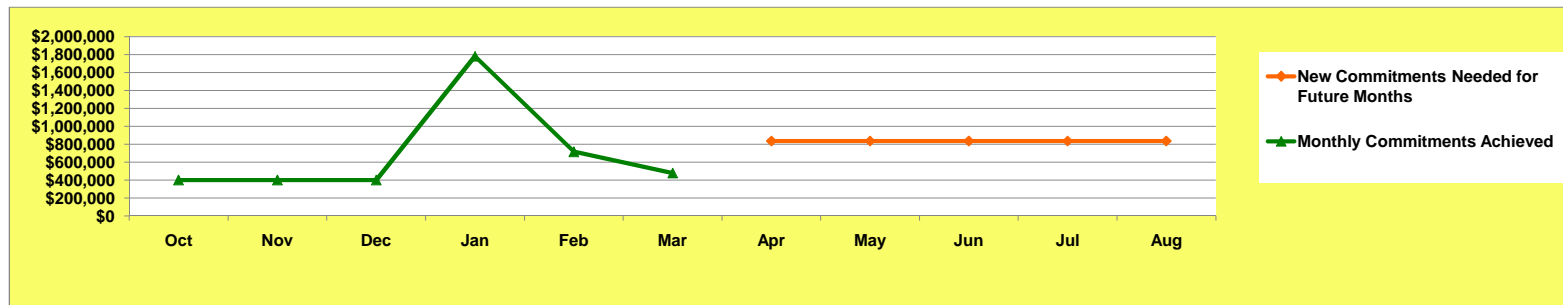


* The LH25 minimum requirement is 25% of the total grant amount, benefitting households with incomes below 50% AMI.

** The trend goal is the average future monthly commitment rate required in order to fully commit the Total NSP Funding by August 30, 2010

Akron, OH committed \$477,821 during March and needs to average \$833,445 per month for April through August

Akron, OH Commitments Trend (Monthly Commitments)



HUD NSP-1 Reporting

Mar 2010 Grantee Report - Akron, OH

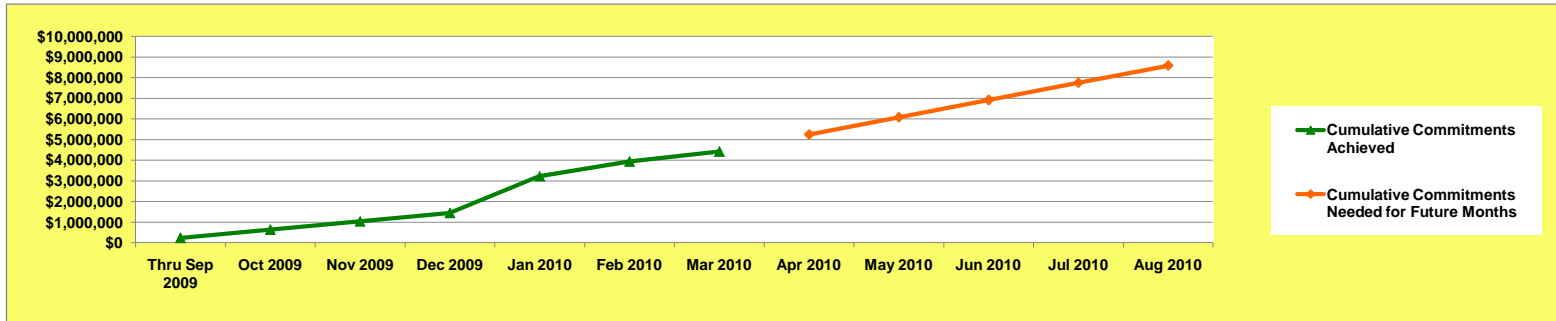


Akron, OH NSP-1 Grant Amount is \$8,583,492

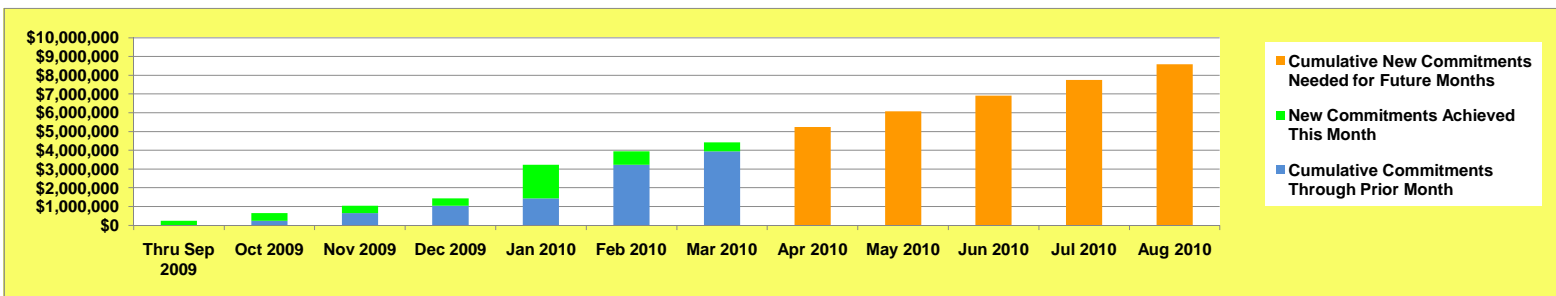
\$4,416,268 (51.5%) has been committed

\$1,467,316 (17.1%) has been expended

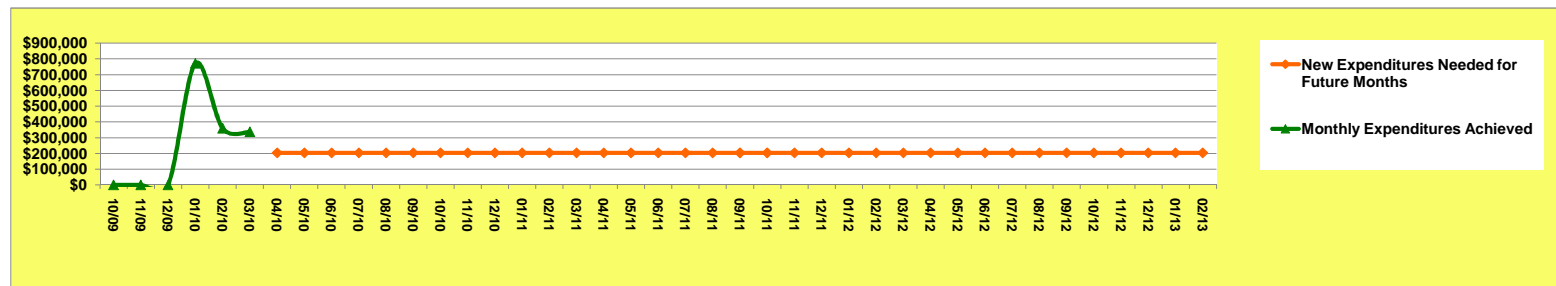
Akron, OH Commitments Trend (Cumulative Commitments)



Akron, OH Commitments Versus Total Grant Amount



Akron, OH Expenditures Trend (Monthly Expenditures)



Akron, OH expended \$336,519 during March and needs to average \$203,319 per month for April 2010 through February 2013

HUD NSP-1 Reporting

Mar 2010 Grantee Report - Akron, OH

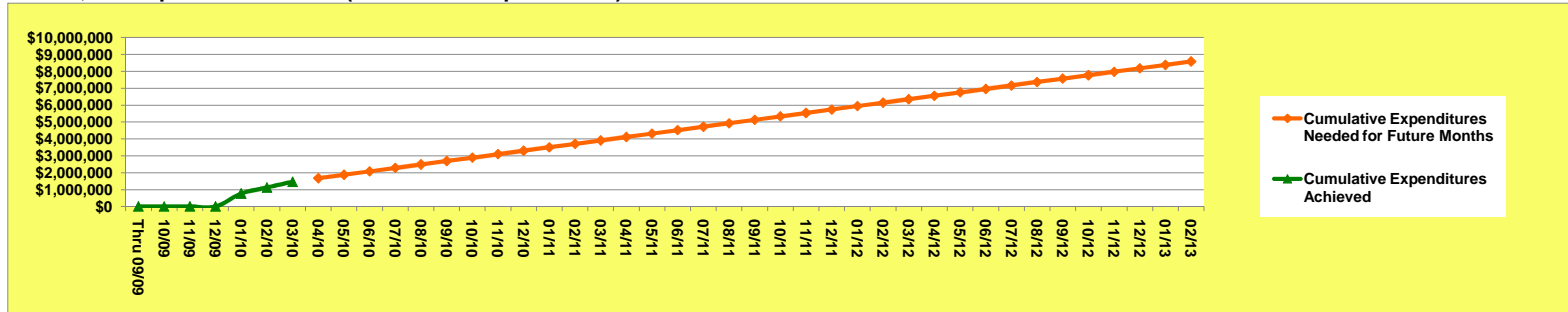


Akron, OH NSP-1 Grant Amount is \$8,583,492

\$4,416,268 (51.5%) has been committed

\$1,467,316 (17.1%) has been expended

Akron, OH Expenditures Trend (Cumulative Expenditures)



Summary of NSP-1 Reporting Measures and Performance Ratio for Akron, OH (Cumulative through 04-06-10)

	(A) Projected Measures	(B) Actual Measures	(C) Percentage (B ÷ A)	(D) % of Grant Expended	(E) Performance Ratio (C ÷ D)	
Number of homes / properties	257	0	0.0%	↕	↕	<p>(A) is the sum of all unit-denominated measures selected by the grantee (for example, "number of foreclosed homes acquired")</p> <p>(B) is the sum of all beneficiary-denominated measures selected by the grantee (for example, "number of units rented to beneficiaries")</p> <p>If the Performance Ratio (E) is 1.00, that indicates that the grantee's achievement of performance measures is in balance with the grantee's expenditure of funds. A ratio above 1.00 indicates better performance (relatively more performance measures achieved in relation to funds expended). A ratio below 1.00 indicates relatively poorer performance.</p>
Number of hholds / persons served	4	0	0.0%			
Performance for Grantee:			0.00%	17.09%	0.00	
National Average:			21.99%	19.06%	1.15	
Above / Below National Average:			Below	Below	Below	

Akron, OH NSP-1 Program and Beneficiary Characteristics

BENEFICIARY INCOME RANGE:	Projected Measures	Actual Measures
Below 50% AMI	0.0%	0.0%
50% AMI to 80% AMI	0.0%	0.0%
80% AMI to 120% AMI	100.0%	0.0%

Akron, OH NSP-1 Unit and Beneficiary Goals and Achievements

NSP-1 ACTIVITY TYPE	Units Goal	Units Achieved	Beneficiary Goal	Beneficiaries Served
Acquisition	137	0	0	0
Clearance	50	0	0	0
Homeownership	0	0	0	0
Land Banking	0	0	0	0
Public Facilities / Economic Development	0	0	0	0
Residential New Construction	3	0	3	0
Residential Rehab	67	0	1	0
Other	0	0	0	0
Total	257	0	4	0

HUD NSP-1 Reporting

Mar 2010 Grantee Report - Akron, OH



Akron, OH NSP-1 Grant Amount is \$8,583,492

\$4,416,268 (51.5%) has been committed

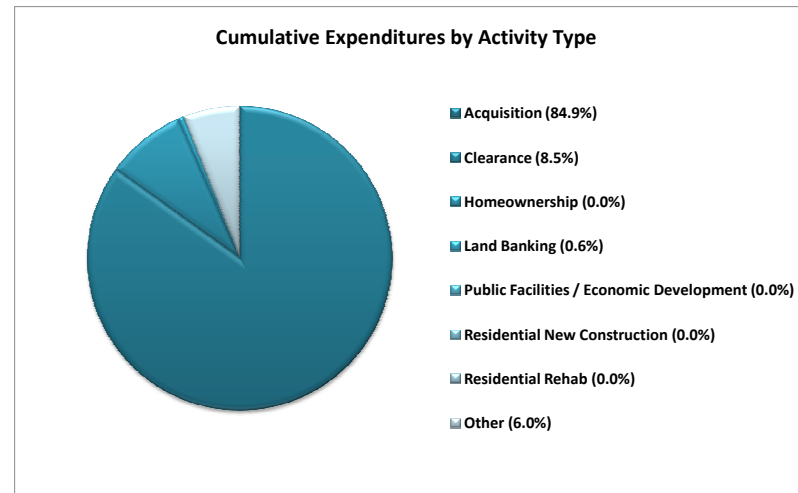
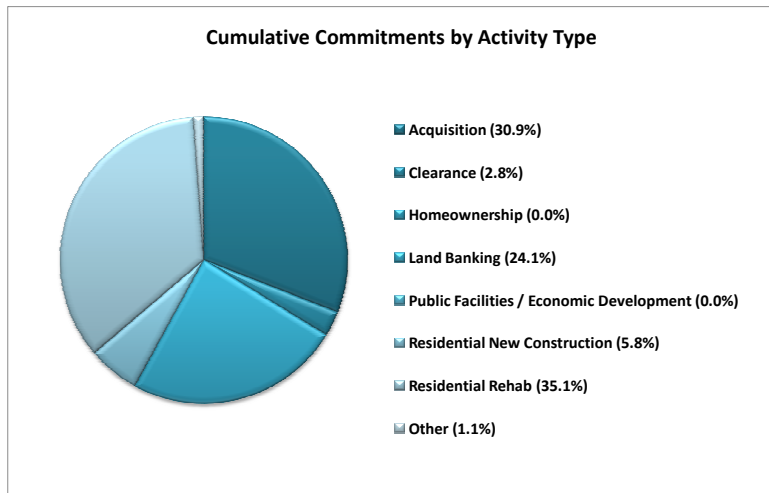
\$1,467,316 (17.1%) has been expended

Commitments by Activity Type for Akron, OH (Cumulative Through 04-02-10)

Acquisition	\$1,356,127	30.9%
Clearance	\$124,187	2.8%
Homeownership	\$0	0.0%
Land Banking	\$1,057,619	24.1%
Public Facilities / Economic Development	\$0	0.0%
Residential New Construction	\$255,000	5.8%
Residential Rehab	\$1,539,044	35.1%
Other	\$50,000	1.1%
Cumulative Commitments	\$4,381,977	100.0%

Expenditures by Activity Type for Akron, OH (Cumulative Through 04-02-10)

Acquisition	\$1,246,349	84.9%
Clearance	\$124,187	8.5%
Homeownership	\$0	0.0%
Land Banking	\$9,000	0.6%
Public Facilities / Economic Development	\$0	0.0%
Residential New Construction	\$0	0.0%
Residential Rehab	\$0	0.0%
Other	\$87,780	6.0%
Cumulative Expenditures	\$1,467,316	100.0%



Akron, OH
March 2010 Grantee Report (current data are as of 04-05-2010, prior data are as of 03-02-2010)

Region V
Columbus FO
Ohio