

HUD NSP-1 Reporting



Wyoming State Program NSP-1 Grant Amount is \$19,600,000

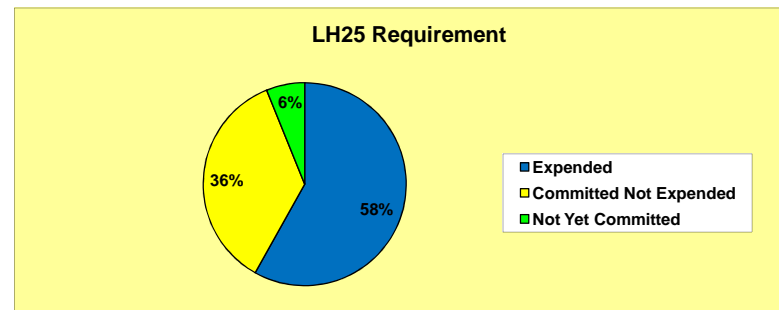
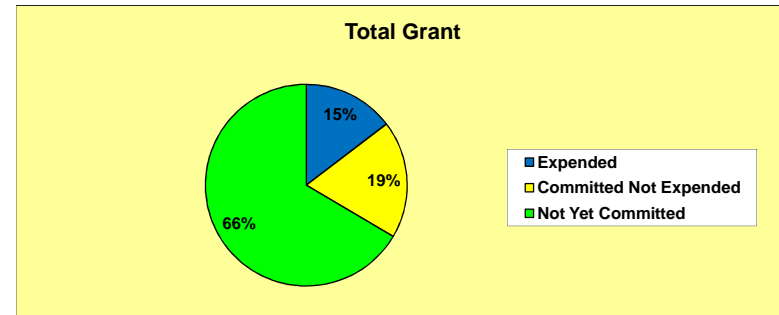
\$6,560,000 (33.5%) has been committed

\$2,867,714 (14.6%) has been expended

Mar 2010 Grantee Report - Wyoming State Program

Grant Number B-08-DN-56-0001
 HUD Region VIII
 HUD FO Denver FO
 State Wyoming

	Total Grant		LH25 Requirement	
	Grantee	National Average	Grantee	National Average
Total NSP Funding	\$19,600,000		\$4,900,000 *	
Cum. Commitments Through Mar As % of Total Amount	\$6,560,000 33.5%	44.3%	\$4,600,000 93.9%	49.8%
Commitments During Mar	\$1,000,000		\$1,600,000	
Monthly Trend Goal for Mar**	\$2,340,000		\$316,667	
% of March Trend Goal Met	42.7%	77.9%	505.3%	104.3%
Monthly Trend Goal for Apr - Aug** As % of March Trend Goal	\$2,608,000 111.5%		\$60,000 18.9%	
Expenditures Through Mar As % of Total Amount	\$2,867,714 14.6%	19.1%	\$2,847,807 58.1%	18.5%
Program Income Through Mar As % of Total Amount	\$0 0.0%	0.4%	N/A N/A	

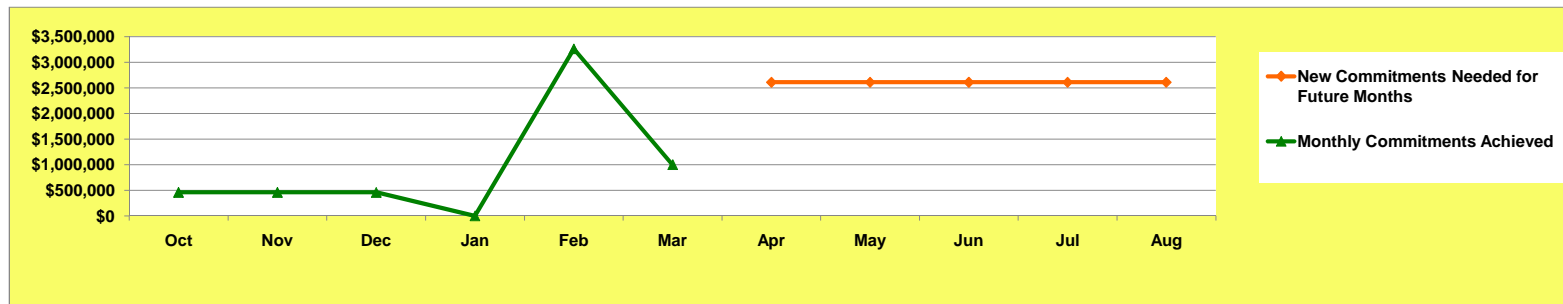


* The LH25 minimum requirement is 25% of the total grant amount, benefitting households with incomes below 50% AMI.

** The trend goal is the average future monthly commitment rate required in order to fully commit the Total NSP Funding by August 30, 2010

Wyoming State Program committed \$1,000,000 during March and needs to average \$2,608,000 per month for April through August

Wyoming State Program Commitments Trend (Monthly Commitments)



HUD NSP-1 Reporting

Mar 2010 Grantee Report - Wyoming State Program

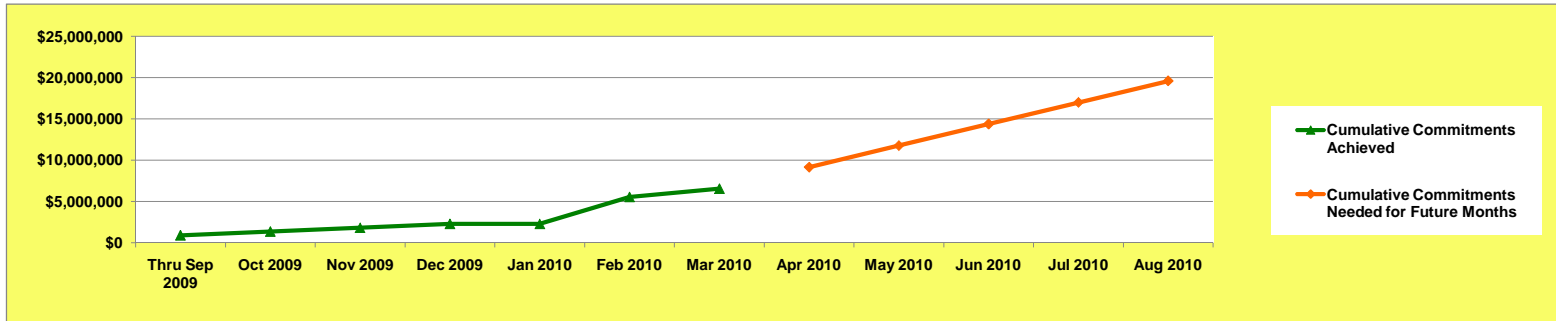


Wyoming State Program NSP-1 Grant Amount is \$19,600,000

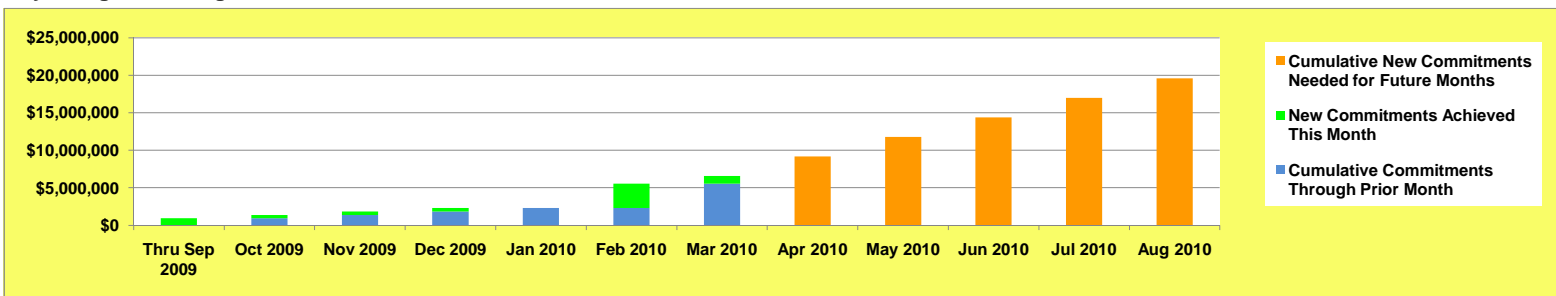
\$6,560,000 (33.5%) has been committed

\$2,867,714 (14.6%) has been expended

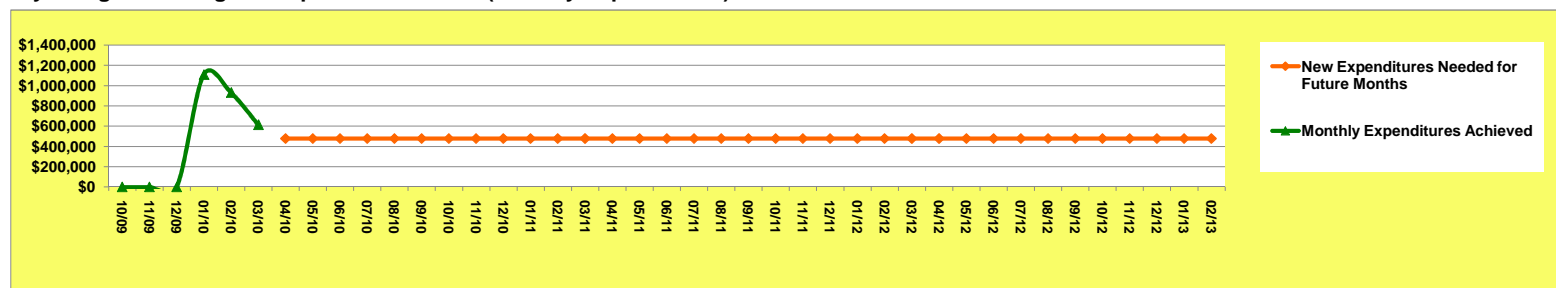
Wyoming State Program Commitments Trend (Cumulative Commitments)



Wyoming State Program Commitments Versus Total Grant Amount



Wyoming State Program Expenditures Trend (Monthly Expenditures)



Wyoming State Program expended \$614,141 during March and needs to average \$478,065 per month for April 2010 through February 2013

Wyoming State Program
 March 2010 Grantee Report (current data are as of 04-05-2010, prior data are as of 03-02-2010)

Region VIII
 Denver FO
 Wyoming

HUD NSP-1 Reporting

Mar 2010 Grantee Report - Wyoming State Program

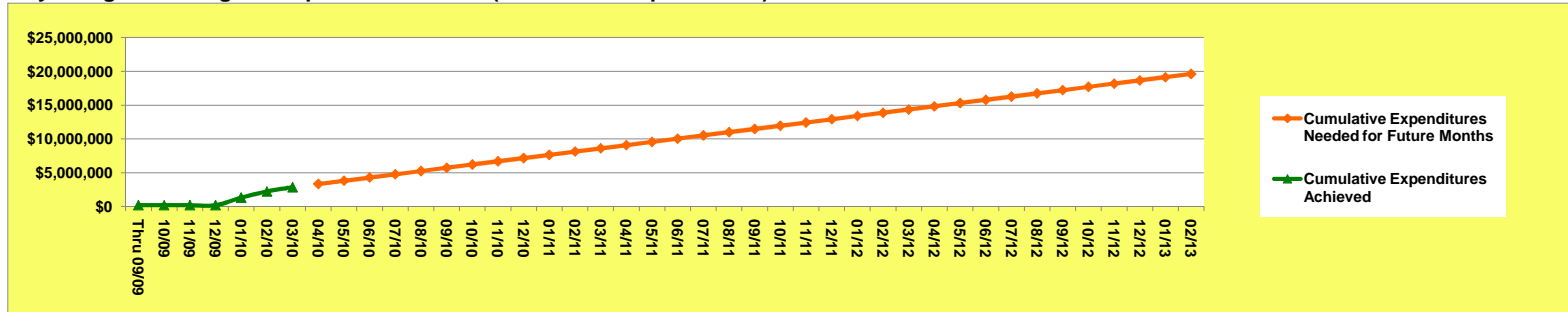


Wyoming State Program NSP-1 Grant Amount is \$19,600,000

\$6,560,000 (33.5%) has been committed

\$2,867,714 (14.6%) has been expended

Wyoming State Program Expenditures Trend (Cumulative Expenditures)



Summary of NSP-1 Reporting Measures and Performance Ratio for Wyoming State Program (Cumulative through 04-06-10)

	(A) Projected Measures	(B) Actual Measures	(C) Percentage (B ÷ A)	(D) % of Grant Expended	(E) Performance Ratio (C ÷ D)
Number of homes / properties	39	5	12.8%	↕	↕
Number of hholds / persons served	28	0	0.0%		
Performance for Grantee:			6.41%	14.63%	0.44
National Average:			21.99%	19.06%	1.15
Above / Below National Average:			Below	Below	Below

(A) is the sum of all unit-denominated measures selected by the grantee (for example, "number of foreclosed homes acquired")
 (B) is the sum of all beneficiary-denominated measures selected by the grantee (for example, "number of units rented to beneficiaries")

If the Performance Ratio (E) is 1.00, that indicates that the grantee's achievement of performance measures is in balance with the grantee's expenditure of funds. A ratio above 1.00 indicates better performance (relatively more performance measures achieved in relation to funds expended). A ratio below 1.00 indicates relatively poorer performance.

Wyoming State Program NSP-1 Program and Beneficiary Characteristics

BENEFICIARY INCOME RANGE:	Projected Measures	Actual Measures
Below 50% AMI	46.4%	0.0%
50% AMI to 80% AMI	0.0%	0.0%
80% AMI to 120% AMI	53.6%	0.0%

Wyoming State Program NSP-1 Unit and Beneficiary Goals and Achievements

NSP-1 ACTIVITY TYPE	Units Goal	Units Achieved	Beneficiary Goal	Beneficiaries Served
Acquisition	39	5	28	0
Clearance	0	0	0	0
Homeownership	0	0	0	0
Land Banking	0	0	0	0
Public Facilities / Economic Development	0	0	0	0
Residential New Construction	0	0	0	0
Residential Rehab	0	0	0	0
Other	0	0	0	0
Total	39	5	28	0

HUD NSP-1 Reporting

Mar 2010 Grantee Report - Wyoming State Program



Wyoming State Program NSP-1 Grant Amount is \$19,600,000

\$6,560,000 (33.5%) has been committed

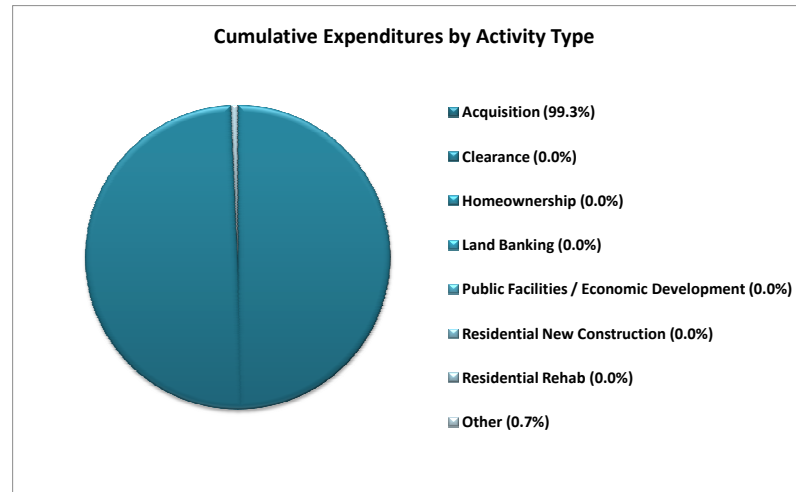
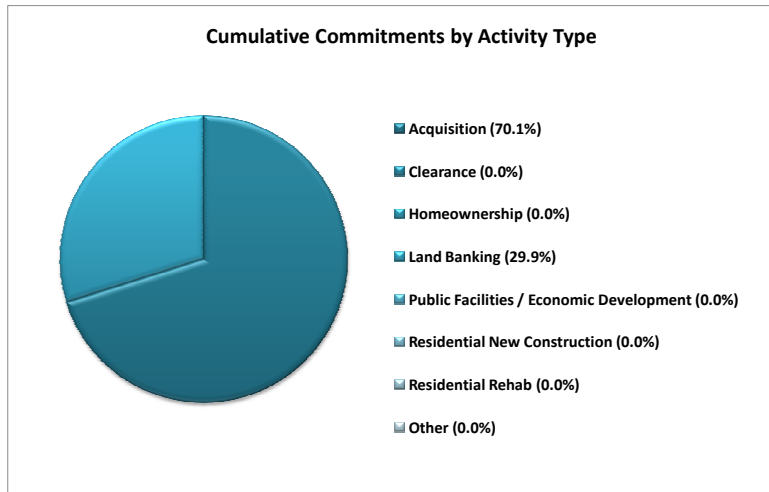
\$2,867,714 (14.6%) has been expended

Commitments by Activity Type for Wyoming State Program (Cumulative Through 04-02-10)

Acquisition	\$4,600,000	70.1%
Clearance	\$0	0.0%
Homeownership	\$0	0.0%
Land Banking	\$1,960,000	29.9%
Public Facilities / Economic Development	\$0	0.0%
Residential New Construction	\$0	0.0%
Residential Rehab	\$0	0.0%
Other	\$0	0.0%
Cumulative Commitments	\$6,560,000	100.0%

Expenditures by Activity Type for Wyoming State Program (Cumulative Through 04-02-10)

Acquisition	\$2,847,807	99.3%
Clearance	\$0	0.0%
Homeownership	\$0	0.0%
Land Banking	\$0	0.0%
Public Facilities / Economic Development	\$0	0.0%
Residential New Construction	\$0	0.0%
Residential Rehab	\$0	0.0%
Other	\$19,907	0.7%
Cumulative Expenditures	\$2,867,714	100.0%



Wyoming State Program
March 2010 Grantee Report (current data are as of 04-05-2010, prior data are as of 03-02-2010)

Region VIII
Denver FO
Wyoming