

HUD NSP-1 Reporting



Commonwealth of Puerto Rico NSP-1 Grant Amount is \$19,600,000

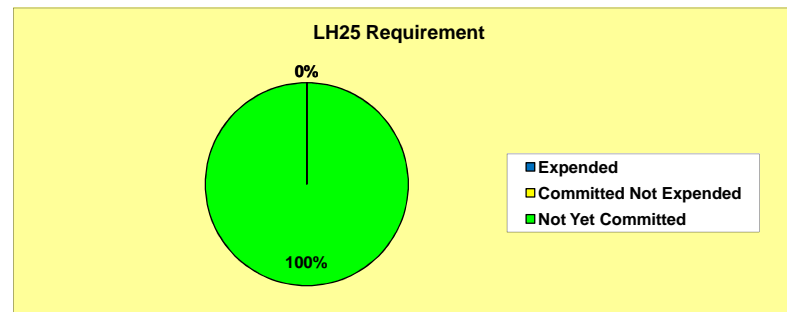
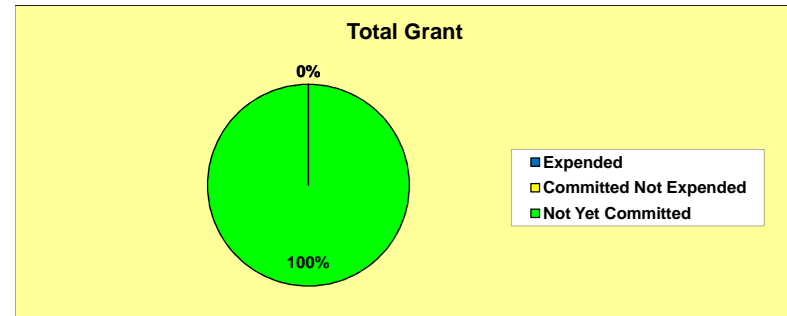
\$0,000 (0.0%) has been committed

\$0,000 (0.0%) has been expended

Apr 2010 Grantee Report - Commonwealth of Puerto Rico

Grant Number B-08-DN-72-0001
 HUD Region IV
 HUD FO Caribbean FO
 State Puerto Rico

	Total Grant		LH25* vs. Total Grant	
	Grantee	National Average	Grantee	National Average
Total NSP Funding	\$19,600,000		\$19,600,000	
Cum. Commitments Through Apr	\$0		\$0	
As % of Total Grant	0.0%	50.4%	0.0%	13.9%
Commitments During Apr	\$0		\$0	
Monthly Trend Goal for Apr**	\$3,920,000		\$980,000	
% of April Trend Goal Met	0.0%	54.5%	0.0%	51.2%
Monthly Trend Goal for May - Aug**	\$4,900,000		\$1,225,000	
As % of April Trend Goal	125.0%		125.0%	
Expenditures Through Apr	\$0		\$0	
As % of Total Grant	0.0%	21.7%	0.0%	5.2%
Program Income Through Apr	\$0		N/A	
As % of Total Grant	0.0%	0.7%	N/A	

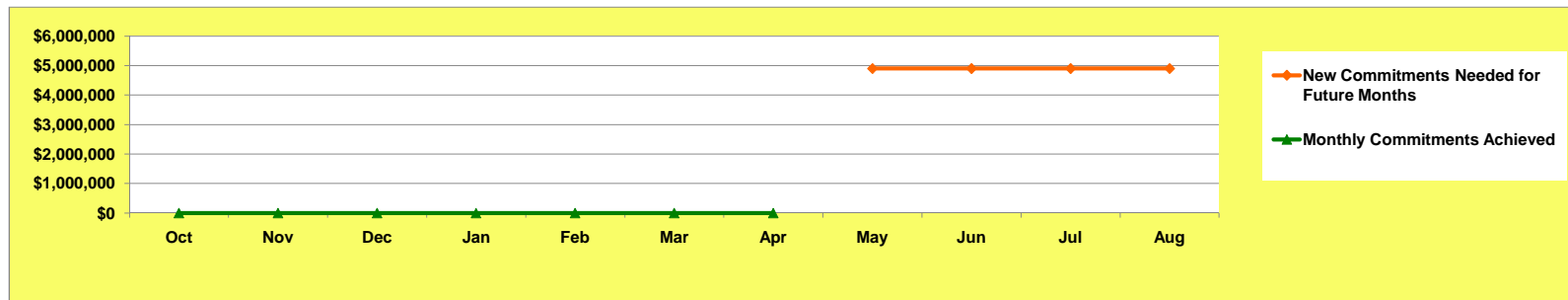


* The LH25 minimum requirement is 25% of the total grant amount, benefitting households with incomes below 50% AMI.

** The trend goal is the average future monthly commitment rate required in order to fully commit the Total Grant (or the LH25 minimum requirement, as applicable) by August 30, 2010

Commonwealth of Puerto Rico committed zero during April and needs to average \$4,900,000 per month for May through August

Commonwealth of Puerto Rico Commitments Trend (Monthly Commitments)



HUD NSP-1 Reporting

Apr 2010 Grantee Report - Commonwealth of Puerto Rico

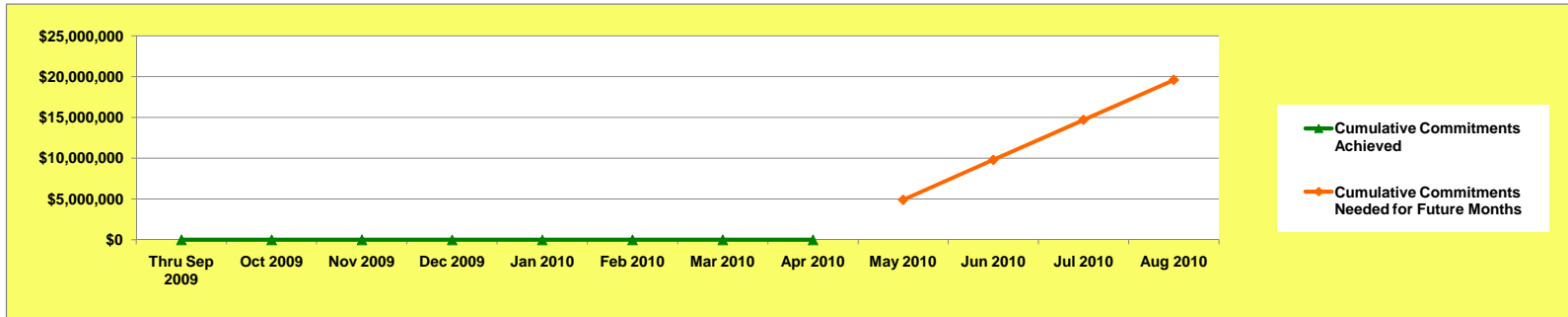


Commonwealth of Puerto Rico NSP-1 Grant Amount is \$19,600,000

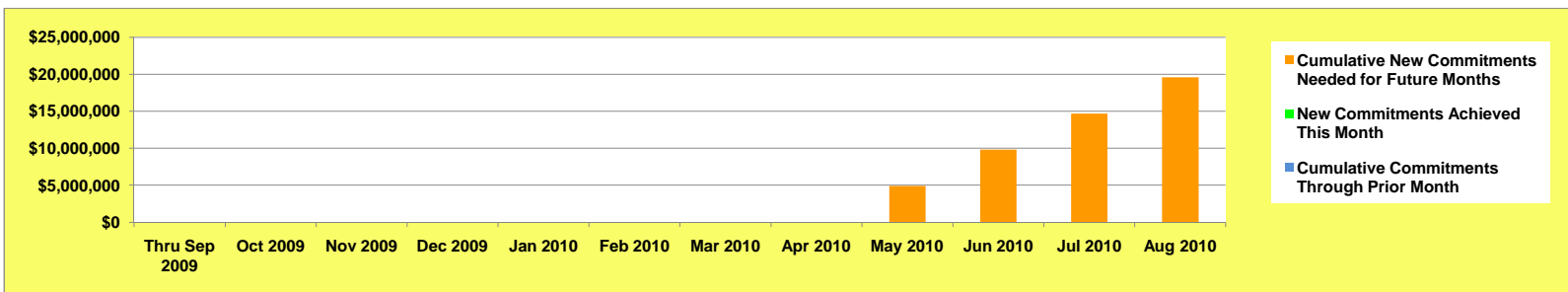
\$0,000 (0.0%) has been committed

\$0,000 (0.0%) has been expended

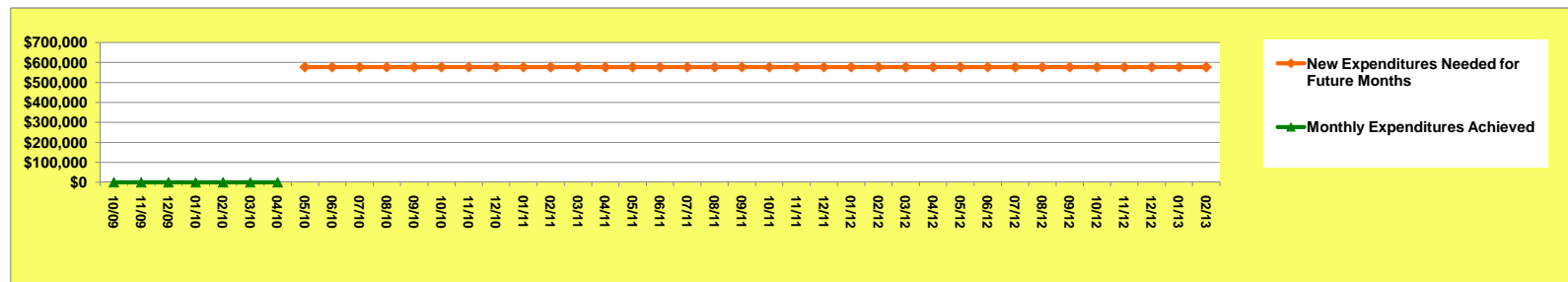
Commonwealth of Puerto Rico Commitments Trend (Cumulative Commitments)



Commonwealth of Puerto Rico Commitments Versus Total Grant Amount



Commonwealth of Puerto Rico Expenditures Trend (Monthly Expenditures)



Commonwealth of Puerto Rico expended zero during April and needs to average \$576,471 per month for May 2010 through February 2013

HUD NSP-1 Reporting

Apr 2010 Grantee Report - Commonwealth of Puerto Rico

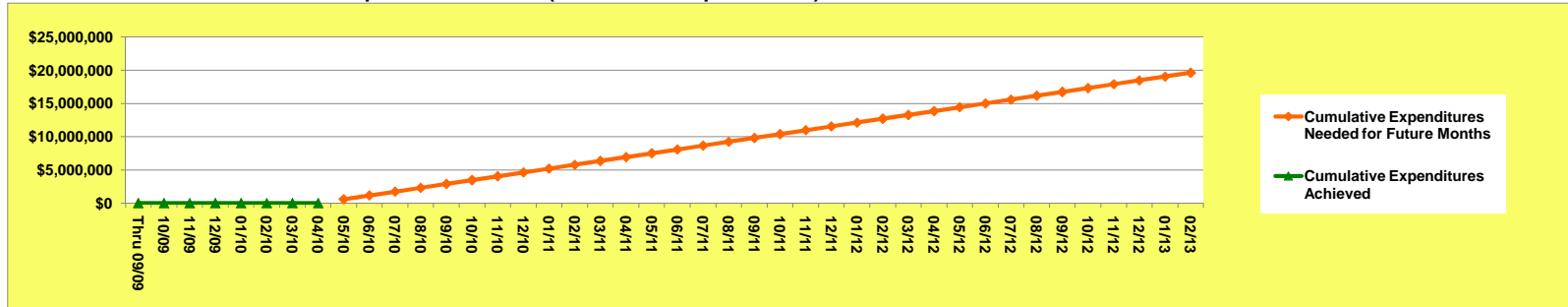


Commonwealth of Puerto Rico NSP-1 Grant Amount is \$19,600,000

\$0,000 (0.0%) has been committed

\$0,000 (0.0%) has been expended

Commonwealth of Puerto Rico Expenditures Trend (Cumulative Expenditures)



Summary of NSP-1 Reporting Measures and Performance Ratio for Commonwealth of Puerto Rico (Cumulative through 05-01-10)

	(A) Projected Measures	(B) Actual Measures	(C) Percentage (B ÷ A)	(D) % of Grant Expended	(E) Performance Ratio (C ÷ D)
Number of homes / properties	298	0	0.0%	↕	↕
Number of hholds / persons served	126	0	0.0%	↕	↕
	Performance for Grantee:		0.00%	0.00%	0.00
	National Average:		26.58%	21.70%	1.22
	Above / Below National Average:		Below	Below	Below

(A) is the sum of all unit-denominated measures selected by the grantee (for example, "number of foreclosed homes acquired")
 (B) is the sum of all beneficiary-denominated measures selected by the grantee (for example, "number of units rented to beneficiaries")

If the Performance Ratio (E) is 1.00, that indicates that the grantee's achievement of performance measures is in balance with the grantee's expenditure of funds. A ratio above 1.00 indicates better performance (relatively more performance measures achieved in relation to funds expended). A ratio below 1.00 indicates relatively poorer performance.

Commonwealth of Puerto Rico NSP-1 Program and Beneficiary Characteristics

BENEFICIARY INCOME RANGE:	Projected Measures	Actual Measures
Below 50% AMI	24.6%	0.0%
50% AMI to 80% AMI	75.4%	0.0%
80% AMI to 120% AMI	0.0%	0.0%

Commonwealth of Puerto Rico NSP-1 Unit and Beneficiary Goals and Achievements

NSP-1 ACTIVITY TYPE	Units Goal	Units Achieved	Beneficiary Goal	Beneficiaries Served
Acquisition	0	0	0	0
Clearance	0	0	0	0
Homeownership	0	0	0	0
Land Banking	0	0	0	0
Public Facilities / Economic Development	46	0	0	0
Residential New Construction	0	0	0	0
Residential Rehab	252	0	126	0
Other	0	0	0	0
Total	298	0	126	0

HUD NSP-1 Reporting



Commonwealth of Puerto Rico NSP-1 Grant Amount is \$19,600,000

\$0,000 (0.0%) has been committed

\$0,000 (0.0%) has been expended

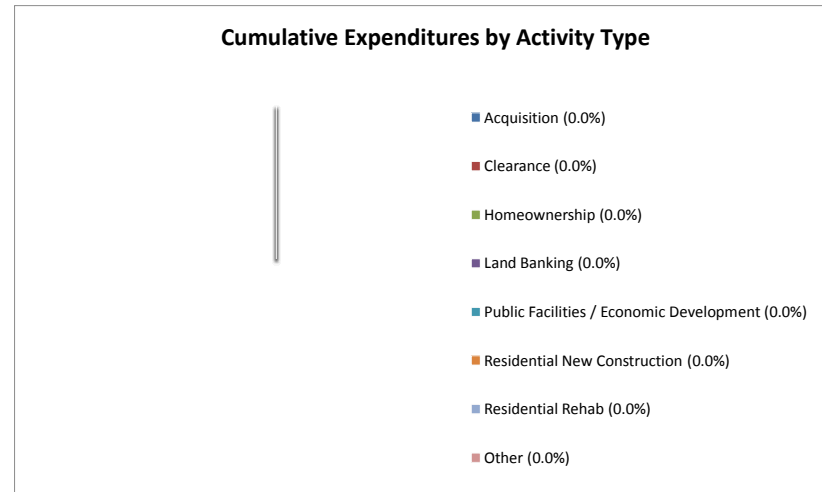
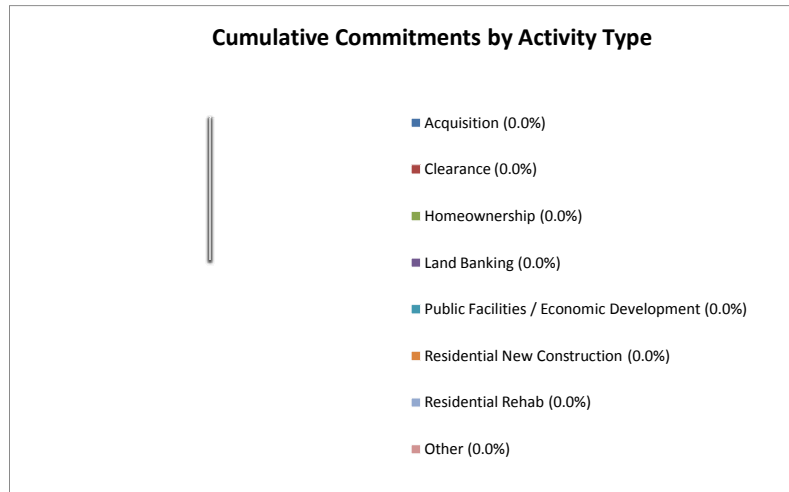
Apr 2010 Grantee Report - Commonwealth of Puerto Rico

Commitments by Activity Type for Commonwealth of Puerto Rico (Cumulative Through 05-01-10)

Acquisition	\$0	0.0%
Clearance	\$0	0.0%
Homeownership	\$0	0.0%
Land Banking	\$0	0.0%
Public Facilities / Economic Development	\$0	0.0%
Residential New Construction	\$0	0.0%
Residential Rehab	\$0	0.0%
Other	\$0	0.0%
Cumulative Commitments	\$0	100.0%

Expenditures by Activity Type for Commonwealth of Puerto Rico (Cumulative Through 05-01-10)

Acquisition	\$0	0.0%
Clearance	\$0	0.0%
Homeownership	\$0	0.0%
Land Banking	\$0	0.0%
Public Facilities / Economic Development	\$0	0.0%
Residential New Construction	\$0	0.0%
Residential Rehab	\$0	0.0%
Other	\$0	0.0%
Cumulative Expenditures	\$0	100.0%



Commonwealth of Puerto Rico
 April 2010 Grantee Report (current data are as of 05-01-2010, prior data are as of 04-05-2010)

Region IV
 Caribbean FO
 Puerto Rico

—

—

|

|

|

—

—

|

|

|

—

—

|

