

HUD NSP-1 Reporting



New Mexico State Program NSP-1 Grant Amount is \$19,600,000

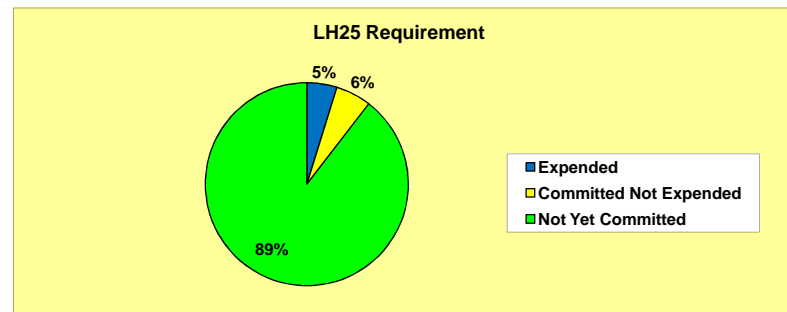
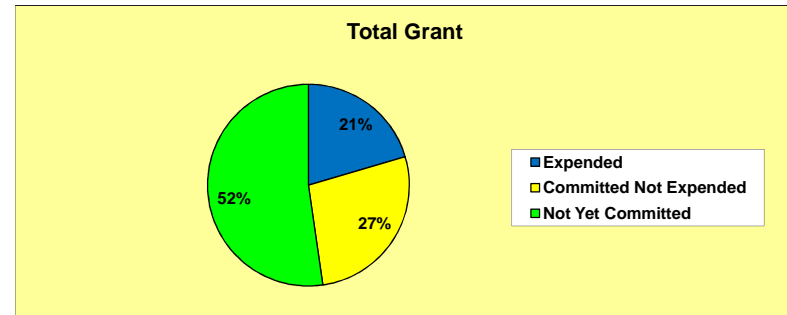
\$9,355,381 (47.7%) has been committed

\$4,010,874 (20.5%) has been expended

Apr 2010 Grantee Report - New Mexico State Program

Grant Number B-08-DN-35-0001
 HUD Region VI
 HUD FO Albuquerque FO
 State New Mexico

| | Total Grant | | LH25* vs. Total Grant | |
|------------------------------------|--------------|------------------|-----------------------|------------------|
| | Grantee | National Average | Grantee | National Average |
| Total NSP Funding | \$19,600,000 | | \$19,600,000 | |
| Cum. Commitments Through Apr | \$9,355,381 | | \$2,051,133 | |
| As % of Total Grant | 47.7% | 50.4% | 10.5% | 13.9% |
| Commitments During Apr | \$1,979,987 | | \$317,281 | |
| Monthly Trend Goal for Apr** | \$2,444,921 | | \$633,230 | |
| % of April Trend Goal Met | 81.0% | 54.5% | 50.1% | 51.2% |
| Monthly Trend Goal for May - Aug** | \$2,561,155 | | \$712,217 | |
| As % of April Trend Goal | 104.8% | | 112.5% | |
| Expenditures Through Apr | \$4,010,874 | | \$942,262 | |
| As % of Total Grant | 20.5% | 21.7% | 4.8% | 5.2% |
| Program Income Through Apr | \$183,813 | | N/A | |
| As % of Total Grant | 0.9% | 0.7% | N/A | |

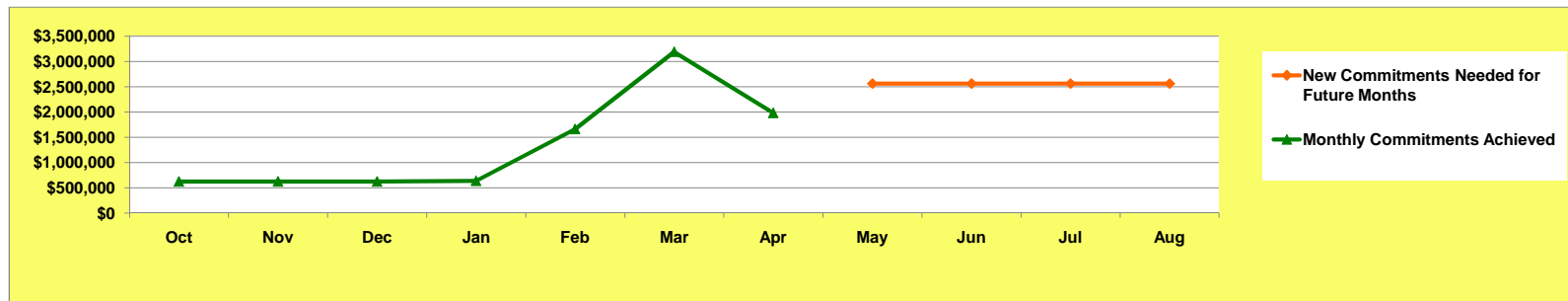


* The LH25 minimum requirement is 25% of the total grant amount, benefitting households with incomes below 50% AMI.

** The trend goal is the average future monthly commitment rate required in order to fully commit the Total Grant (or the LH25 minimum requirement, as applicable) by August 30, 2010

New Mexico State Program committed \$1,979,987 during April and needs to average \$2,561,155 per month for May through August

New Mexico State Program Commitments Trend (Monthly Commitments)



HUD NSP-1 Reporting

Apr 2010 Grantee Report - New Mexico State Program

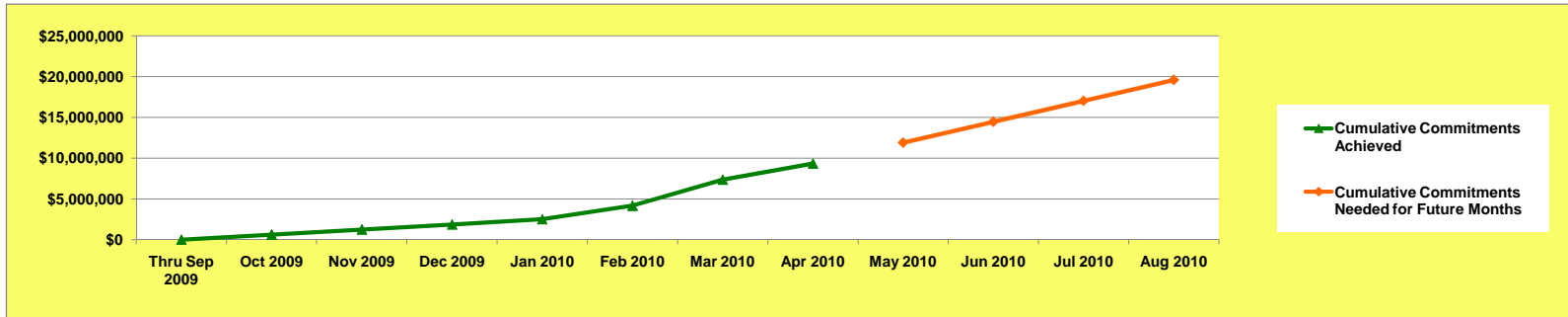


New Mexico State Program NSP-1 Grant Amount is \$19,600,000

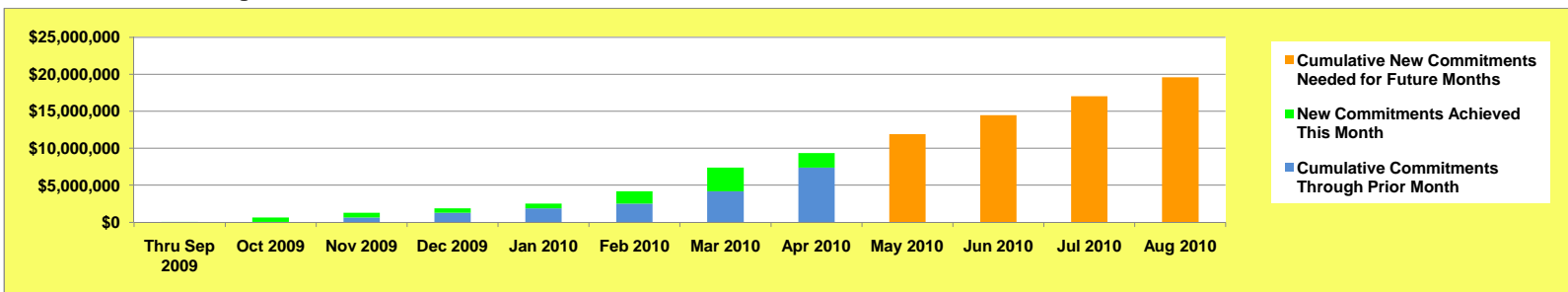
\$9,355,381 (47.7%) has been committed

\$4,010,874 (20.5%) has been expended

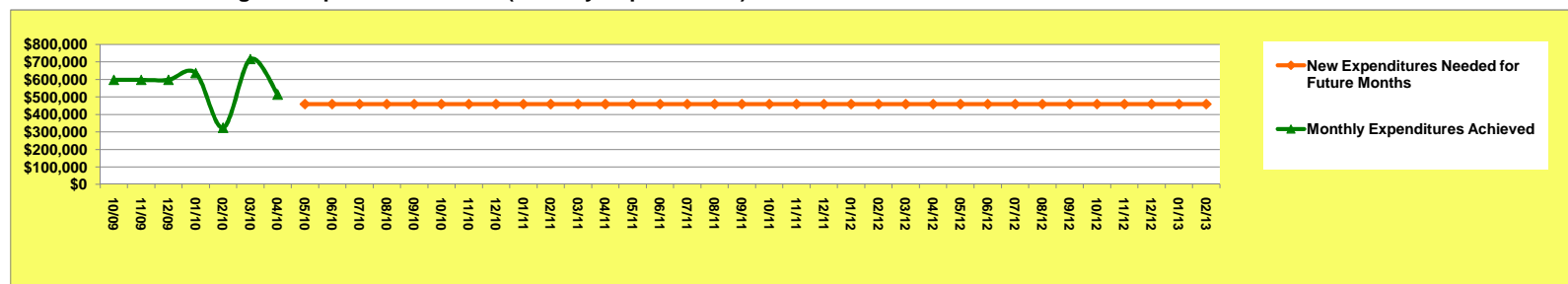
New Mexico State Program Commitments Trend (Cumulative Commitments)



New Mexico State Program Commitments Versus Total Grant Amount



New Mexico State Program Expenditures Trend (Monthly Expenditures)



New Mexico State Program expended \$514,332 during April and needs to average \$458,504 per month for May 2010 through February 2013

HUD NSP-1 Reporting

Apr 2010 Grantee Report - New Mexico State Program

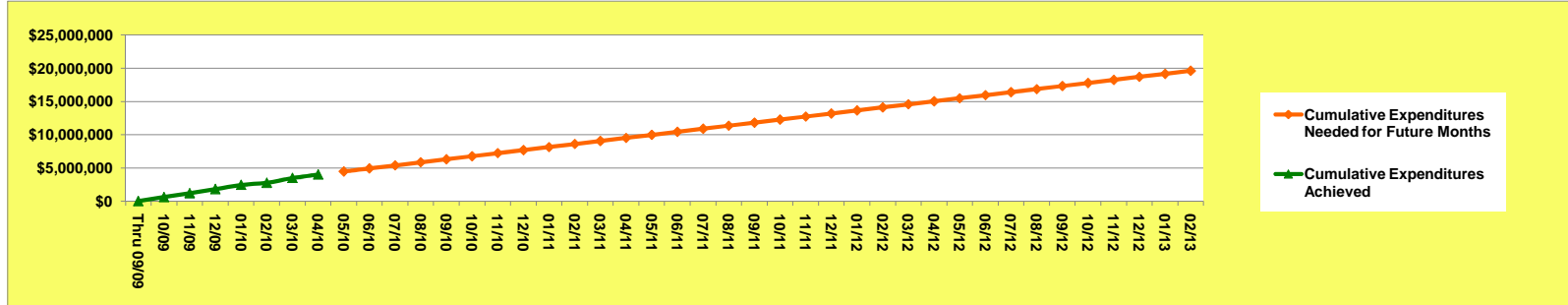


New Mexico State Program NSP-1 Grant Amount is \$19,600,000

\$9,355,381 (47.7%) has been committed

\$4,010,874 (20.5%) has been expended

New Mexico State Program Expenditures Trend (Cumulative Expenditures)



Summary of NSP-1 Reporting Measures and Performance Ratio for New Mexico State Program (Cumulative through 05-01-10)

| | (A) Projected Measures | (B) Actual Measures | (C) Percentage (B ÷ A) | (D) % of Grant Expended | (E) Performance Ratio (C ÷ D) |
|-----------------------------------|--|---------------------|------------------------|-------------------------|-------------------------------|
| Number of homes / properties | 6 | 2 | 33.3% | ↕ | ↕ |
| Number of hholds / persons served | 199 | 41 | 20.6% | | |
| | Performance for Grantee: | | 26.97% | 20.46% | 1.32 |
| | National Average: | | 26.58% | 21.70% | 1.22 |
| | Above / Below National Average: | | Above | Below | Above |

(A) is the sum of all unit-denominated measures selected by the grantee (for example, "number of foreclosed homes acquired")
 (B) is the sum of all beneficiary-denominated measures selected by the grantee (for example, "number of units rented to beneficiaries")

If the Performance Ratio (E) is 1.00, that indicates that the grantee's achievement of performance measures is in balance with the grantee's expenditure of funds. A ratio above 1.00 indicates better performance (relatively more performance measures achieved in relation to funds expended). A ratio below 1.00 indicates relatively poorer performance.

New Mexico State Program NSP-1 Program and Beneficiary Characteristics

| BENEFICIARY INCOME RANGE: | Projected Measures | Actual Measures |
|---------------------------|--------------------|-----------------|
| Below 50% AMI | 0.0% | 14.6% |
| 50% AMI to 80% AMI | 0.0% | 31.7% |
| 80% AMI to 120% AMI | 100.0% | 53.7% |

New Mexico State Program NSP-1 Unit and Beneficiary Goals and Achievements

| NSP-1 ACTIVITY TYPE | Units Goal | Units Achieved | Beneficiary Goal | Beneficiaries Served |
|--|------------|----------------|------------------|----------------------|
| Acquisition | 0 | 0 | 104 | 30 |
| Clearance | 6 | 2 | 0 | 0 |
| Homeownership | 0 | 0 | 95 | 11 |
| Land Banking | 0 | 0 | 0 | 0 |
| Public Facilities / Economic Development | 0 | 0 | 0 | 0 |
| Residential New Construction | 0 | 0 | 0 | 0 |
| Residential Rehab | 0 | 0 | 0 | 0 |
| Other | 0 | 0 | 0 | 0 |
| Total | 6 | 2 | 199 | 41 |

HUD NSP-1 Reporting



New Mexico State Program NSP-1 Grant Amount is \$19,600,000

\$9,355,381 (47.7%) has been committed

\$4,010,874 (20.5%) has been expended

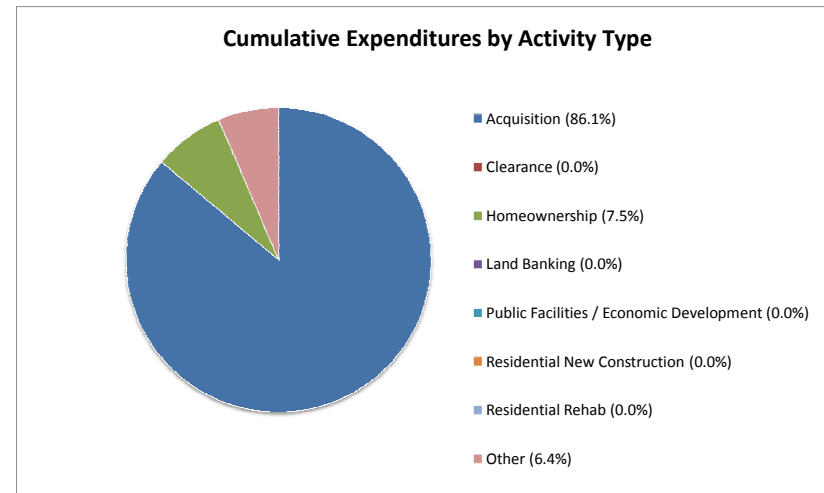
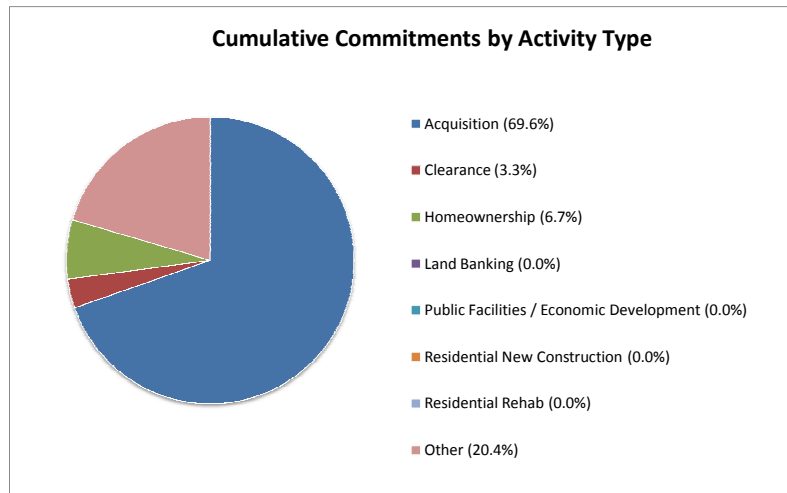
Apr 2010 Grantee Report - New Mexico State Program

Commitments by Activity Type for New Mexico State Program (Cumulative Through 05-01-10)

| | | |
|--|--------------------|---------------|
| Acquisition | \$6,513,147 | 69.6% |
| Clearance | \$306,274 | 3.3% |
| Homeownership | \$625,240 | 6.7% |
| Land Banking | \$0 | 0.0% |
| Public Facilities / Economic Development | \$0 | 0.0% |
| Residential New Construction | \$0 | 0.0% |
| Residential Rehab | \$0 | 0.0% |
| Other | \$1,910,720 | 20.4% |
| Cumulative Commitments | \$9,355,381 | 100.0% |

Expenditures by Activity Type for New Mexico State Program (Cumulative Through 05-01-10)

| | | |
|--|--------------------|---------------|
| Acquisition | \$3,453,954 | 86.1% |
| Clearance | \$0 | 0.0% |
| Homeownership | \$300,500 | 7.5% |
| Land Banking | \$0 | 0.0% |
| Public Facilities / Economic Development | \$0 | 0.0% |
| Residential New Construction | \$0 | 0.0% |
| Residential Rehab | \$0 | 0.0% |
| Other | \$256,420 | 6.4% |
| Cumulative Expenditures | \$4,010,874 | 100.0% |



New Mexico State Program
April 2010 Grantee Report (current data are as of 05-01-2010, prior data are as of 04-05-2010)

Region VI
Albuquerque FO
New Mexico

—

—

|

|

|

—
—
|
|
|
|

—

—

|

