

# HUD NSP-1 Reporting



State of Maine NSP-1 Grant Amount is \$19,600,000

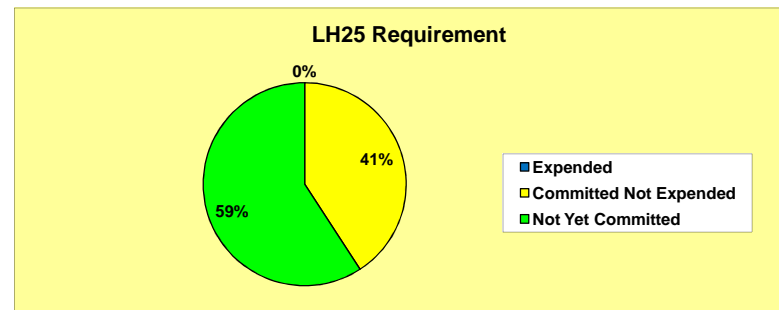
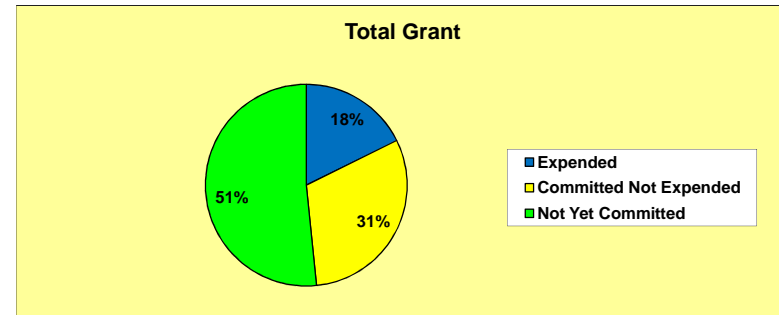
\$9,486,000 (48.4%) has been committed

\$3,468,520 (17.7%) has been expended

## Mar 2010 Grantee Report - State of Maine

Grant Number B-08-DN-23-0001  
 HUD Region I  
 HUD FO Boston FO  
 State Maine

	Total Grant		LH25 Requirement	
	Grantee	National Average	Grantee	National Average
Total NSP Funding	\$19,600,000		\$4,900,000 *	
Cum. Commitments Through Mar As % of Total Amount	\$9,486,000 48.4%	44.3%	\$2,000,000 40.8%	49.8%
Commitments During Mar	\$1,600,000		\$1,000,000	
Monthly Trend Goal for Mar**	\$1,952,333		\$650,000	
% of March Trend Goal Met	82.0%	77.9%	153.8%	104.3%
Monthly Trend Goal for Apr - Aug** As % of March Trend Goal	\$2,022,800 103.6%		\$580,000 89.2%	
Expenditures Through Mar As % of Total Amount	\$3,468,520 17.7%	19.1%	\$0 0.0%	18.5%
Program Income Through Mar As % of Total Amount	\$0 0.0%	0.4%	N/A N/A	

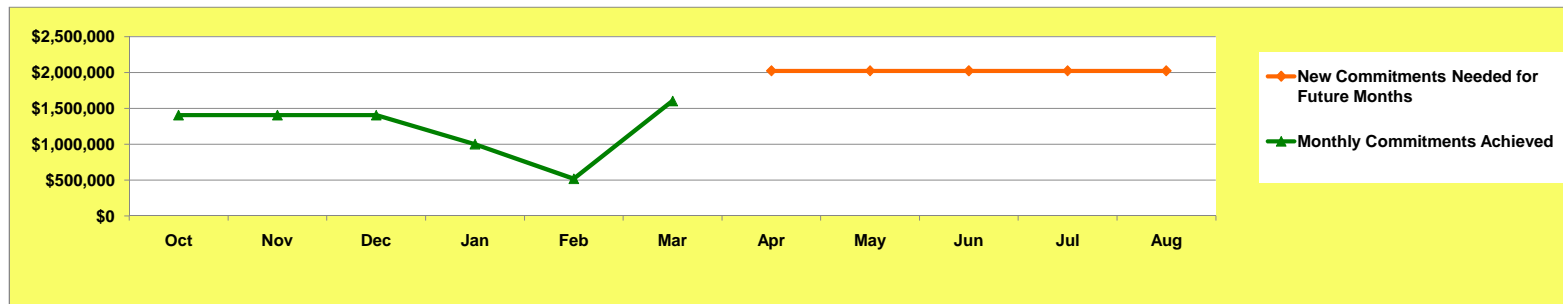


\* The LH25 minimum requirement is 25% of the total grant amount, benefitting households with incomes below 50% AMI.

\*\* The trend goal is the average future monthly commitment rate required in order to fully commit the Total NSP Funding by August 30, 2010

**State of Maine committed \$1,600,000 during March and needs to average \$2,022,800 per month for April through August**

### State of Maine Commitments Trend (Monthly Commitments)



# HUD NSP-1 Reporting

Mar 2010 Grantee Report - State of Maine

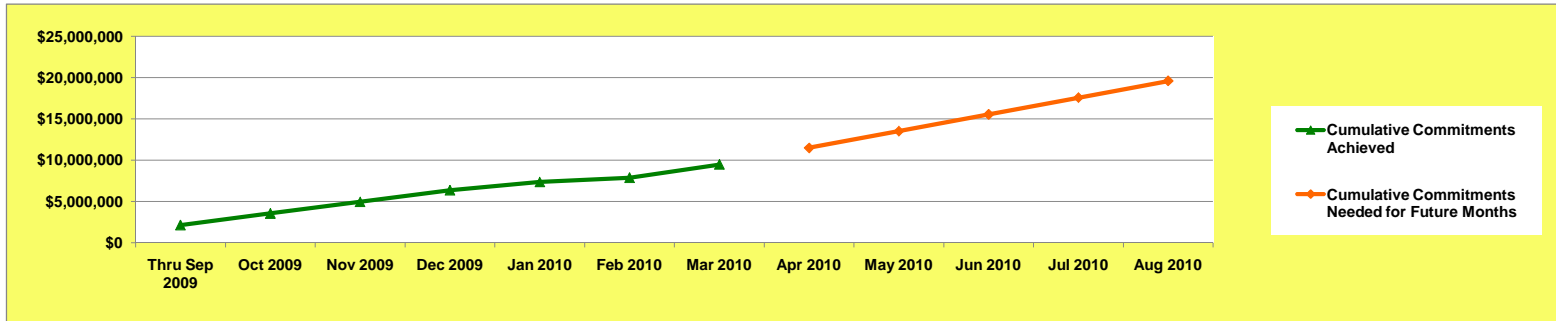


State of Maine NSP-1 Grant Amount is \$19,600,000

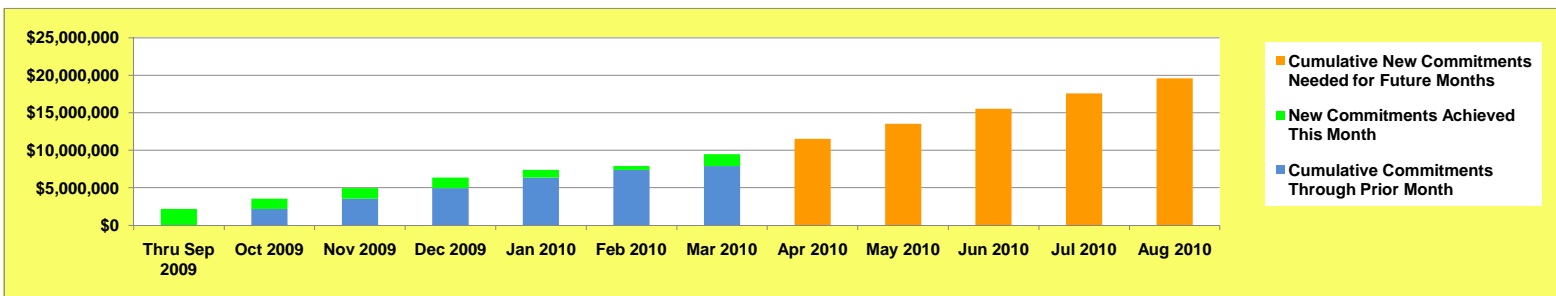
\$9,486,000 (48.4%) has been committed

\$3,468,520 (17.7%) has been expended

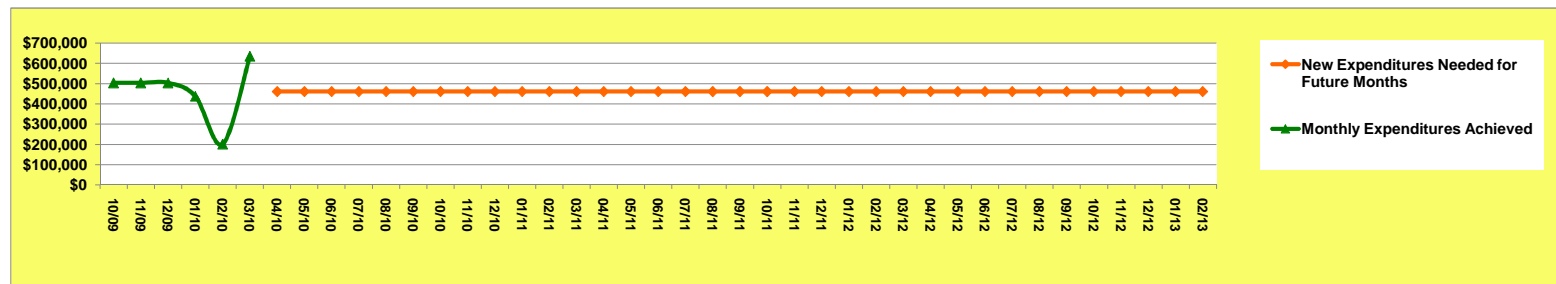
State of Maine Commitments Trend (Cumulative Commitments)



State of Maine Commitments Versus Total Grant Amount



State of Maine Expenditures Trend (Monthly Expenditures)



State of Maine expended \$634,680 during March and needs to average \$460,899 per month for April 2010 through February 2013

# HUD NSP-1 Reporting

Mar 2010 Grantee Report - State of Maine

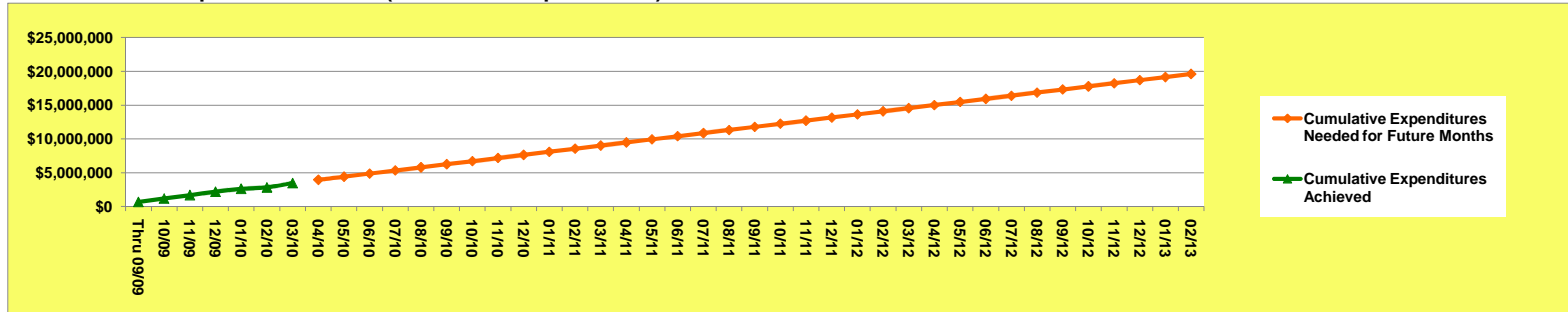


State of Maine NSP-1 Grant Amount is \$19,600,000

\$9,486,000 (48.4%) has been committed

\$3,468,520 (17.7%) has been expended

State of Maine Expenditures Trend (Cumulative Expenditures)



Summary of NSP-1 Reporting Measures and Performance Ratio for State of Maine (Cumulative through 04-06-10)

	(A) Projected Measures	(B) Actual Measures	(C) Percentage (B ÷ A)	(D) % of Grant Expended	(E) Performance Ratio (C ÷ D)
Number of homes / properties	40	35	87.5%	↕	↕
Number of hholds / persons served	2	0	0.0%		
<b>Performance for Grantee:</b>			<b>43.75%</b>	<b>17.70%</b>	<b>2.47</b>
<b>National Average:</b>			<b>21.99%</b>	<b>19.06%</b>	<b>1.15</b>
<b>Above / Below National Average:</b>			<b>Above</b>	<b>Below</b>	<b>Above</b>

(A) is the sum of all unit-denominated measures selected by the grantee (for example, "number of foreclosed homes acquired")  
 (B) is the sum of all beneficiary-denominated measures selected by the grantee (for example, "number of units rented to beneficiaries")

If the Performance Ratio (E) is 1.00, that indicates that the grantee's achievement of performance measures is in balance with the grantee's expenditure of funds. A ratio above 1.00 indicates better performance (relatively more performance measures achieved in relation to funds expended). A ratio below 1.00 indicates relatively poorer performance.

## State of Maine NSP-1 Program and Beneficiary Characteristics

BENEFICIARY INCOME RANGE:	Projected Measures	Actual Measures
Below 50% AMI	50.0%	0.0%
50% AMI to 80% AMI	0.0%	0.0%
80% AMI to 120% AMI	50.0%	0.0%

## State of Maine NSP-1 Unit and Beneficiary Goals and Achievements

NSP-1 ACTIVITY TYPE	Units Goal	Units Achieved	Beneficiary Goal	Beneficiaries Served
Acquisition	21	31	0	0
Clearance	5	1	0	0
Homeownership	0	0	0	0
Land Banking	0	0	0	0
Public Facilities / Economic Development	1	0	0	0
Residential New Construction	0	0	0	0
Residential Rehab	13	3	2	0
Other	0	0	0	0
<b>Total</b>	<b>40</b>	<b>35</b>	<b>2</b>	<b>0</b>

# HUD NSP-1 Reporting

Mar 2010 Grantee Report - State of Maine



State of Maine NSP-1 Grant Amount is \$19,600,000

\$9,486,000 (48.4%) has been committed

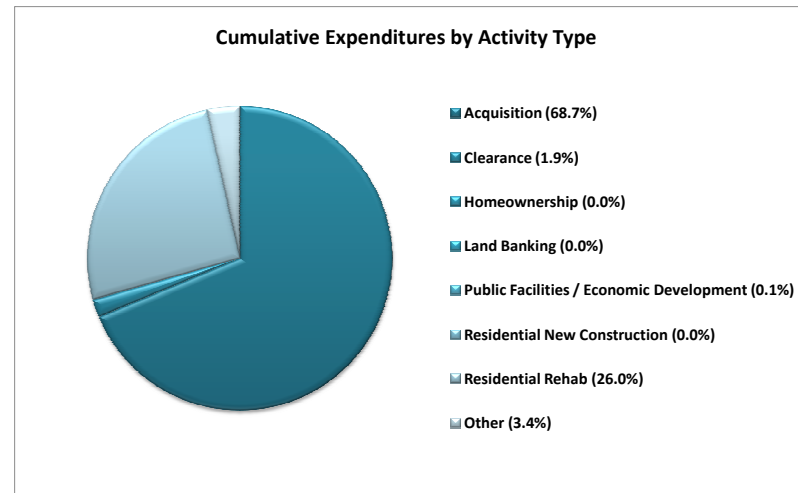
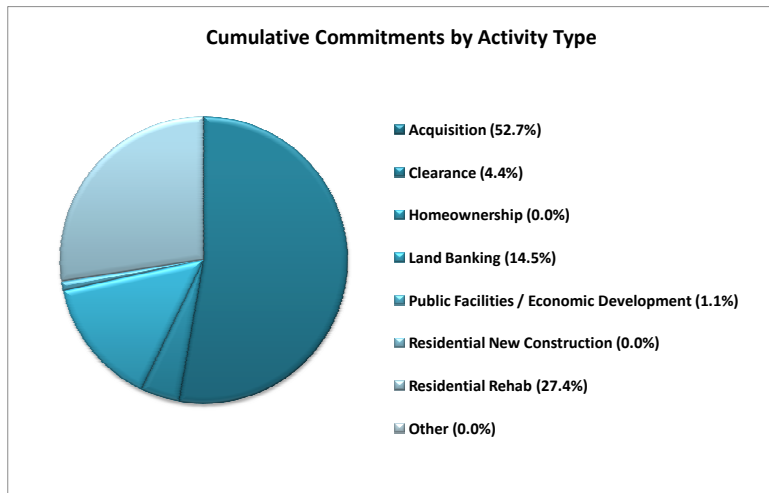
\$3,468,520 (17.7%) has been expended

## Commitments by Activity Type for State of Maine (Cumulative Through 04-02-10)

Acquisition	\$5,000,000	52.7%
Clearance	\$415,000	4.4%
Homeownership	\$0	0.0%
Land Banking	\$1,371,000	14.5%
Public Facilities / Economic Development	\$100,000	1.1%
Residential New Construction	\$0	0.0%
Residential Rehab	\$2,600,000	27.4%
Other	\$0	0.0%
<b>Cumulative Commitments</b>	<b>\$9,486,000</b>	<b>100.0%</b>

## Expenditures by Activity Type for State of Maine (Cumulative Through 04-02-10)

Acquisition	\$2,381,996	68.7%
Clearance	\$64,966	1.9%
Homeownership	\$0	0.0%
Land Banking	\$0	0.0%
Public Facilities / Economic Development	\$2,000	0.1%
Residential New Construction	\$0	0.0%
Residential Rehab	\$900,418	26.0%
Other	\$119,140	3.4%
<b>Cumulative Expenditures</b>	<b>\$3,468,520</b>	<b>100.0%</b>



State of Maine  
March 2010 Grantee Report (current data are as of 04-05-2010, prior data are as of 03-02-2010)

Region I  
Boston FO  
Maine