

HUD NSP-1 Reporting



American Samoa NSP-1 Grant Amount is \$100,000

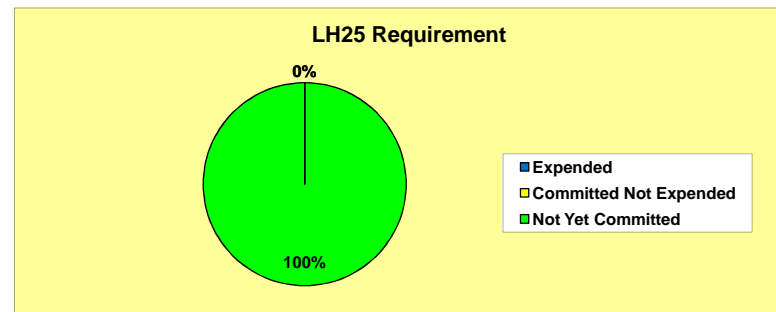
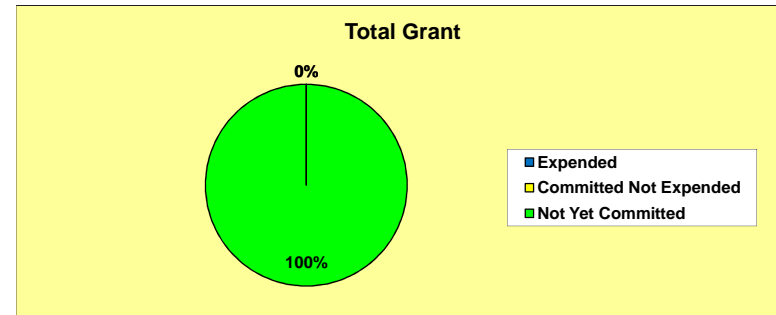
\$0,000 (0.0%) has been committed

\$0,000 (0.0%) has been expended

Mar 2010 Grantee Report - American Samoa

Grant Number: B-08-SN-60-0001
 HUD Region: IX
 HUD FO: Honolulu FO
 State: American Samoa

	Total Grant		LH25 Requirement	
	Grantee	National Average	Grantee	National Average
Total NSP Funding	\$100,000		\$25,000 *	
Cum. Commitments Through Mar As % of Total Amount	\$0 0.0%	44.3%	\$0 0.0%	49.8%
Commitments During Mar Monthly Trend Goal for Mar**	\$0 \$16,667		\$0 \$4,167	
% of March Trend Goal Met	0.0%	77.9%	0.0%	104.3%
Monthly Trend Goal for Apr - Aug** As % of March Trend Goal	\$20,000 120.0%		\$5,000 120.0%	
Expenditures Through Mar As % of Total Amount	\$0 0.0%	19.1%	\$0 0.0%	18.5%
Program Income Through Mar As % of Total Amount	\$0 0.0%	0.4%	N/A N/A	

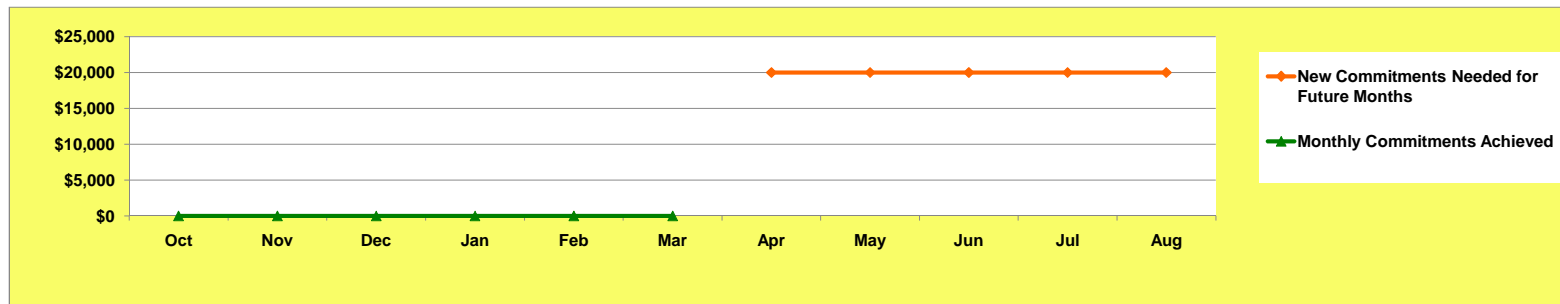


* The LH25 minimum requirement is 25% of the total grant amount, benefitting households with incomes below 50% AMI.

** The trend goal is the average future monthly commitment rate required in order to fully commit the Total NSP Funding by August 30, 2010

American Samoa committed zero during March and needs to average \$20,000 per month for April through August

American Samoa Commitments Trend (Monthly Commitments)



HUD NSP-1 Reporting

Mar 2010 Grantee Report - American Samoa

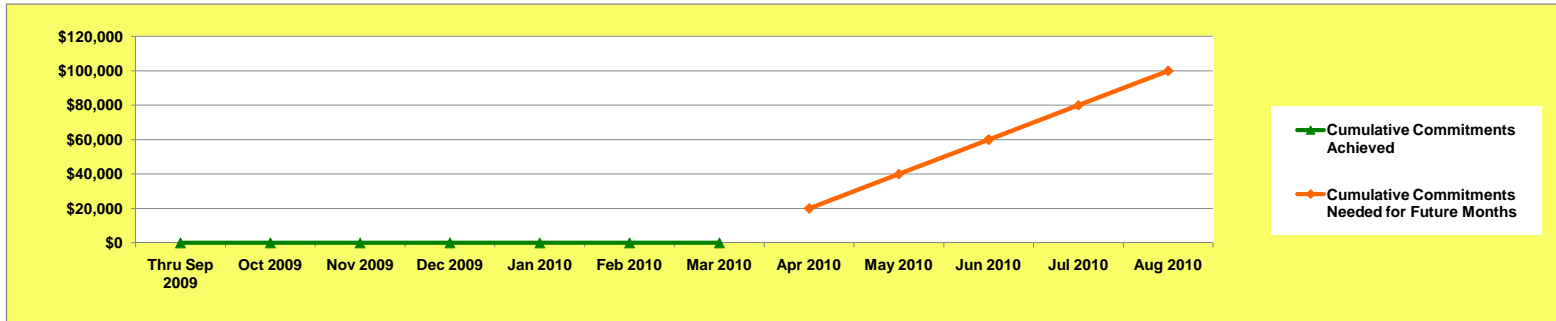


American Samoa NSP-1 Grant Amount is \$100,000

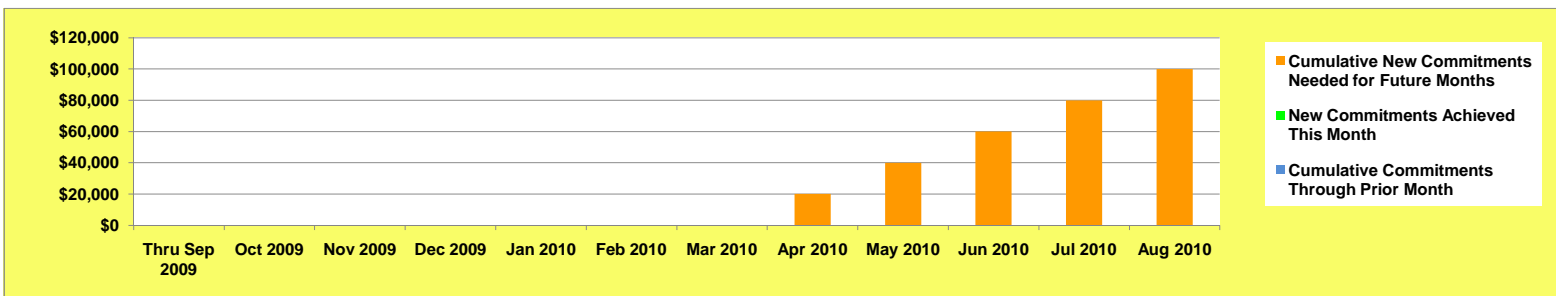
\$0,000 (0.0%) has been committed

\$0,000 (0.0%) has been expended

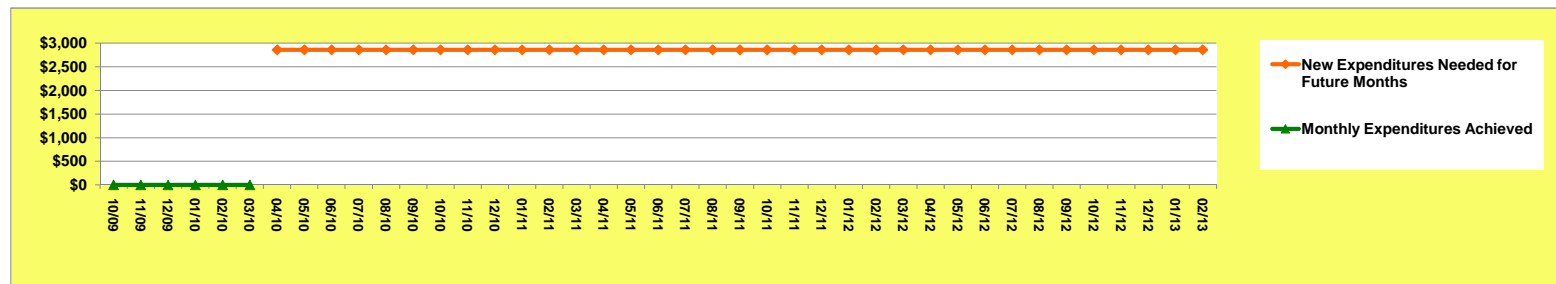
American Samoa Commitments Trend (Cumulative Commitments)



American Samoa Commitments Versus Total Grant Amount



American Samoa Expenditures Trend (Monthly Expenditures)



American Samoa expended zero during March and needs to average \$2,857 per month for April 2010 through February 2013

HUD NSP-1 Reporting

Mar 2010 Grantee Report - American Samoa

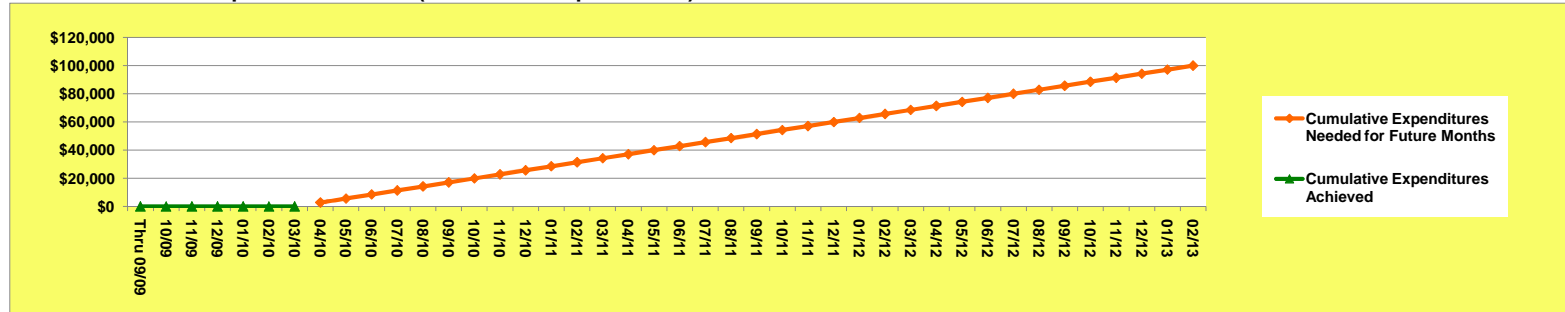


American Samoa NSP-1 Grant Amount is \$100,000

\$0,000 (0.0%) has been committed

\$0,000 (0.0%) has been expended

American Samoa Expenditures Trend (Cumulative Expenditures)



Summary of NSP-1 Reporting Measures and Performance Ratio for American Samoa (Cumulative through 04-06-10)

	(A) Projected Measures	(B) Actual Measures	(C) Percentage (B ÷ A)	(D) % of Grant Expended	(E) Performance Ratio (C ÷ D)
Number of homes / properties	12	0	0.0%	↕	↕
Number of hholds / persons served	6	0	0.0%		
Performance for Grantee:			0.00%	0.00%	#DIV/0!
National Average:			21.99%	19.06%	1.15
Above / Below National Average:			Below	Below	#DIV/0!

(A) is the sum of all unit-denominated measures selected by the grantee (for example, "number of foreclosed homes acquired")
 (B) is the sum of all beneficiary-denominated measures selected by the grantee (for example, "number of units rented to beneficiaries")

If the Performance Ratio (E) is 1.00, that indicates that the grantee's achievement of performance measures is in balance with the grantee's expenditure of funds. A ratio above 1.00 indicates better performance (relatively more performance measures achieved in relation to funds expended). A ratio below 1.00 indicates relatively poorer performance.

American Samoa NSP-1 Program and Beneficiary Characteristics

BENEFICIARY INCOME RANGE:	Projected Measures	Actual Measures
Below 50% AMI	66.7%	0.0%
50% AMI to 80% AMI	33.3%	0.0%
80% AMI to 120% AMI	0.0%	0.0%

American Samoa NSP-1 Unit and Beneficiary Goals and Achievements

NSP-1 ACTIVITY TYPE	Units Goal	Units Achieved	Beneficiary Goal	Beneficiaries Served
Acquisition	0	0	0	0
Clearance	6	0	0	0
Homeownership	0	0	0	0
Land Banking	0	0	0	0
Public Facilities / Economic Development	0	0	0	0
Residential New Construction	0	0	0	0
Residential Rehab	6	0	6	0
Other	0	0	0	0
Total	12	0	6	0

HUD NSP-1 Reporting

Mar 2010 Grantee Report - American Samoa



American Samoa NSP-1 Grant Amount is \$100,000

\$0,000 (0.0%) has been committed

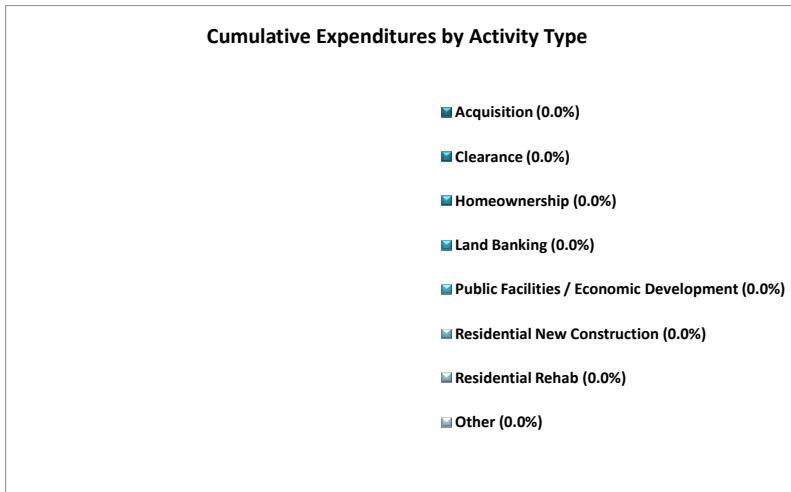

\$0,000 (0.0%) has been expended

Commitments by Activity Type for American Samoa (Cumulative Through 04-02-10)

Acquisition	\$0	0.0%
Clearance	\$0	0.0%
Homeownership	\$0	0.0%
Land Banking	\$0	0.0%
Public Facilities / Economic Development	\$0	0.0%
Residential New Construction	\$0	0.0%
Residential Rehab	\$0	0.0%
Other	\$0	0.0%
Cumulative Commitments	\$0	100.0%

Expenditures by Activity Type for American Samoa (Cumulative Through 04-02-10)

Acquisition	\$0	0.0%
Clearance	\$0	0.0%
Homeownership	\$0	0.0%
Land Banking	\$0	0.0%
Public Facilities / Economic Development	\$0	0.0%
Residential New Construction	\$0	0.0%
Residential Rehab	\$0	0.0%
Other	\$0	0.0%
Cumulative Expenditures	\$0	100.0%



American Samoa
March 2010 Grantee Report (current data are as of 04-05-2010, prior data are as of 03-02-2010)

Region IX
Honolulu FO
American Samoa