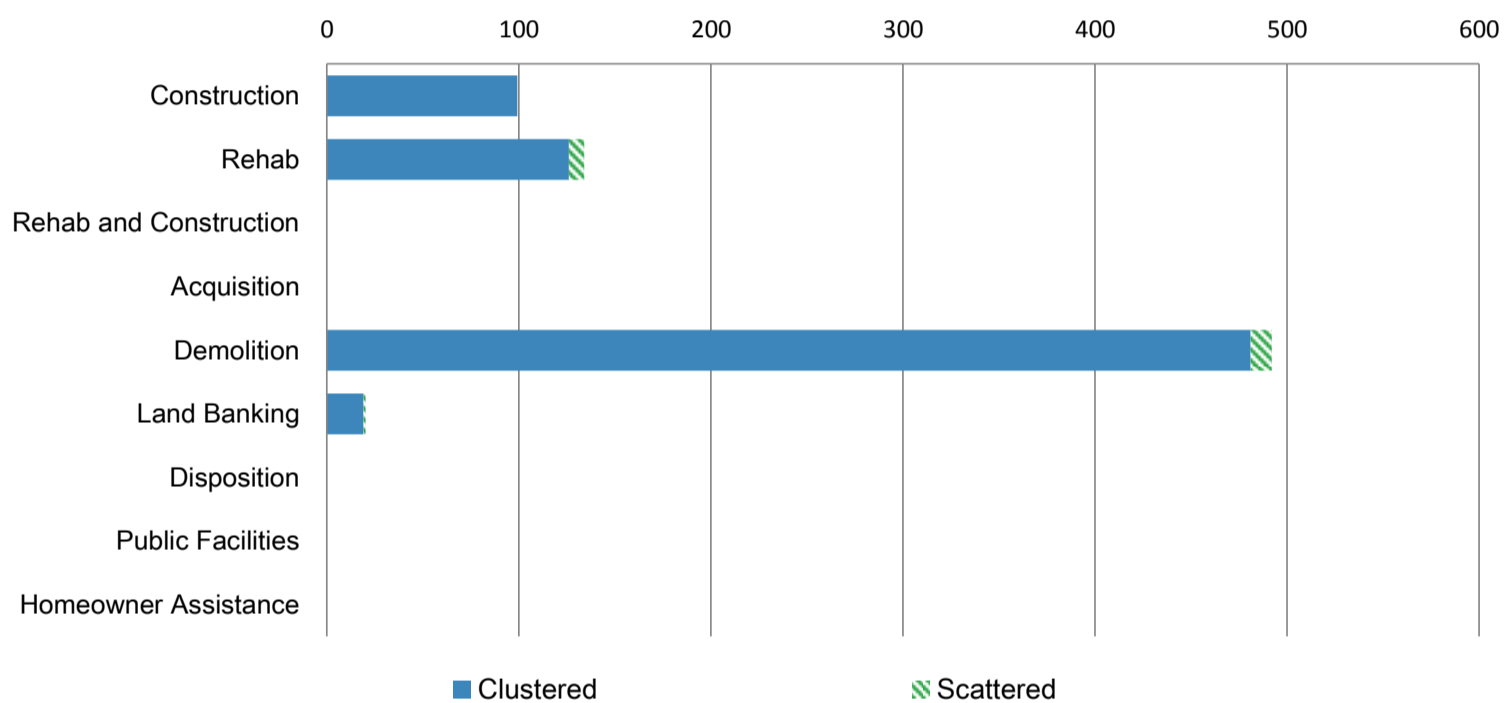




## Grantee Report: Cuyahoga County Land Reutilization Corporation Cumulative As Of December 30th, 2013

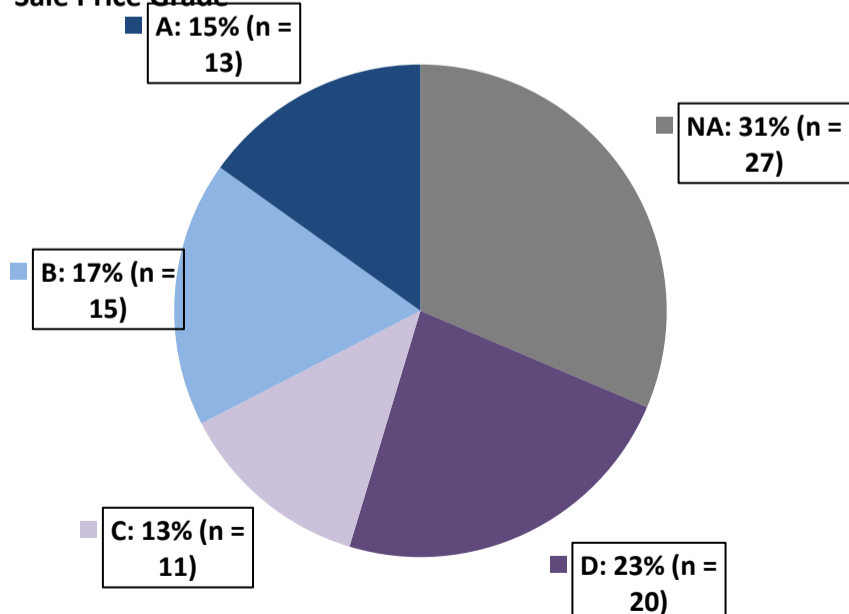
### Summary of NSP Activity: Number of Properties Treated

Activity Type	Clustered	Scattered	Total
Construction	99	0	99
Rehab	126	8	134
Rehab and Construction	0	0	0
Acquisition	0	0	0
Demolition	481	11	492
Land Banking	19	1	20
Disposition	0	0	0
Public Facilities	0	0	0
Homeowner Assistance	0	0	0
<b>Total:</b>	<b>725</b>	<b>20</b>	<b>745</b>

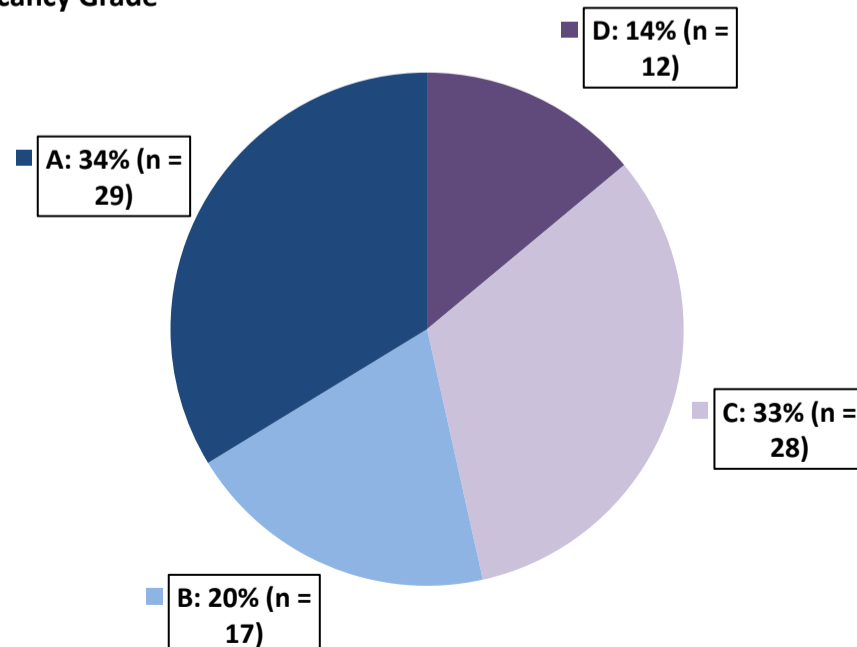


### Performance of NSP Investment Clusters (NICs):

#### Distribution of NICs Sale Price Grade



#### Distribution of NICs Vacancy Grade



### Individual NSP Investment Cluster Performance:

	Performance Score		Number of Properties Treated					
	Vacancy	Home Sales	Construction	Rehab	Demo- lition	Other	Total By Grantee	By Other Grantees
Cuyahoga County OH NIC 1	A	A	0	9	13	0	7	15
Cuyahoga County OH NIC 10	C	B	0	0	16	1	3	14
Cuyahoga County OH NIC 100	A	A	0	0	9	0	4	5
Cuyahoga County OH NIC 102	A	N/A	39	0	15	0	48	6
Cuyahoga County OH NIC 109	B	N/A	0	1	18	0	4	15
Cuyahoga County OH NIC 110	B	D	0	0	10	1	1	10
Cuyahoga County OH NIC 111	C	D	0	0	3	0	1	2
Cuyahoga County OH NIC 114	B	B	0	1	34	0	21	14
Cuyahoga County OH NIC 119	C	B	0	1	3	0	3	1
Cuyahoga County OH NIC 12	A	D	0	0	50	0	23	27
Cuyahoga County OH NIC 126	C	N/A	0	3	3	1	4	3
Cuyahoga County OH NIC 13	B	D	0	6	29	1	15	21
Cuyahoga County OH NIC 137	A	N/A	0	0	7	0	2	5
Cuyahoga County OH NIC 140	D	N/A	0	4	7	0	8	3
Cuyahoga County OH NIC 141	A	D	0	0	19	0	3	16
Cuyahoga County OH NIC 143	C	N/A	0	1	3	0	1	3
Cuyahoga County OH NIC 144	A	N/A	0	1	19	0	7	13
Cuyahoga County OH NIC 152	B	N/A	20	4	74	0	23	75
Cuyahoga County OH NIC 156	B	N/A	0	0	13	0	1	12
Cuyahoga County OH NIC 160	C	N/A	0	0	4	0	1	3
Cuyahoga County OH NIC 162	A	N/A	0	1	5	0	4	2
Cuyahoga County OH NIC 163	A	N/A	0	0	19	0	1	18
Cuyahoga County OH NIC 165	B	D	0	3	4	0	5	2
Cuyahoga County OH NIC 167	A	B	0	4	0	2	3	3
Cuyahoga County OH NIC 168	A	D	0	1	1	0	1	1
Cuyahoga County OH NIC 169	A	D	0	0	3	0	2	1
Cuyahoga County OH NIC 172	D	D	0	1	1	0	1	1
Cuyahoga County OH NIC 177	A	D	0	2	10	2	2	12
Cuyahoga County OH NIC 178	B	B	0	3	5	1	3	6
Cuyahoga County OH NIC 18	A	A	0	6	36	21	11	52
Cuyahoga County OH NIC 180	B	B	0	2	5	1	6	2
Cuyahoga County OH NIC 182	A	N/A	0	0	6	0	1	5
Cuyahoga County OH NIC 183	C	C	0	4	0	2	6	-
Cuyahoga County OH NIC 184	C	N/A	0	1	1	0	2	-
Cuyahoga County OH NIC 187	A	C	0	2	2	0	3	1
Cuyahoga County OH NIC 190	B	B	0	1	4	0	1	4
Cuyahoga County OH NIC 193	C	N/A	0	0	2	0	1	1
Cuyahoga County OH NIC 195	C	C	0	0	0	2	2	-
Cuyahoga County OH NIC 196	D	C	0	1	1	0	2	-
Cuyahoga County OH NIC 198	A	A	0	4	2	0	2	4
Cuyahoga County OH NIC 2	C	B	0	1	28	12	11	30
Cuyahoga County OH NIC 20	D	A	0	18	39	0	25	32
Cuyahoga County OH NIC 201	A	B	0	1	1	2	3	1
Cuyahoga County OH NIC 204	B	D	0	0	3	0	1	2
Cuyahoga County OH NIC 205	C	A	0	2	0	0	2	-
Cuyahoga County OH NIC 213	B	D	40	1	1	0	41	1
Cuyahoga County OH NIC 22	C	N/A	0	0	29	0	4	25
Cuyahoga County OH NIC 23	D	B	0	1	47	0	2	46
Cuyahoga County OH NIC 24	C	A	0	2	16	0	3	15
Cuyahoga County OH NIC 28	C	N/A	0	6	92	0	34	64
Cuyahoga County OH NIC 3	A	C	0	9	10	5	7	17
Cuyahoga County OH NIC 30	A	A	0	1	59	0	12	48
Cuyahoga County OH NIC 33	D	C	0	1	31	0	15	17
Cuyahoga County OH NIC 34	A	C	0	0	47	0	12	35
Cuyahoga County OH NIC 35	B	A	0	8	39	0	17	30
Cuyahoga County OH NIC 37	D	N/A	0	5	21	0	11	15

Cuyahoga County OH NIC 38	D	B	0	2	23	0	5	20
Cuyahoga County OH NIC 41	B	A	0	7	92	0	48	51
Cuyahoga County OH NIC 43	B	B	0	0	6	0	2	4
Cuyahoga County OH NIC 45	A	A	0	10	100	0	16	94
Cuyahoga County OH NIC 49	C	D	0	1	6	0	5	2
Cuyahoga County OH NIC 51	A	N/A	0	0	24	1	1	24
Cuyahoga County OH NIC 52	C	N/A	0	0	16	0	2	14
Cuyahoga County OH NIC 55	C	B	0	1	36	0	12	25
Cuyahoga County OH NIC 57	A	N/A	0	1	20	0	8	13
Cuyahoga County OH NIC 59	D	A	0	7	6	0	6	7
Cuyahoga County OH NIC 6	D	B	0	17	104	0	51	70
Cuyahoga County OH NIC 60	C	B	0	0	26	0	2	24
Cuyahoga County OH NIC 61	A	D	0	0	16	0	4	12
Cuyahoga County OH NIC 68	D	N/A	0	0	16	0	1	15
Cuyahoga County OH NIC 7	B	C	0	0	11	0	1	10
Cuyahoga County OH NIC 70	A	C	0	0	31	0	10	21
Cuyahoga County OH NIC 74	C	N/A	0	1	44	0	14	31
Cuyahoga County OH NIC 77	A	N/A	0	0	24	0	3	21
Cuyahoga County OH NIC 78	C	A	0	3	52	0	33	22
Cuyahoga County OH NIC 80	C	D	0	0	32	0	11	21
Cuyahoga County OH NIC 82	C	D	0	0	6	0	3	3
Cuyahoga County OH NIC 84	D	D	0	3	12	1	12	4
Cuyahoga County OH NIC 85	C	N/A	0	1	16	0	2	15
Cuyahoga County OH NIC 86	C	N/A	0	1	30	0	8	23
Cuyahoga County OH NIC 87	A	D	0	0	18	0	1	17
Cuyahoga County OH NIC 88	C	C	0	1	14	1	7	9
Cuyahoga County OH NIC 89	A	C	0	2	3	0	3	2
Cuyahoga County OH NIC 9	B	D	0	3	23	0	5	21
Cuyahoga County OH NIC 92	C	N/A	0	0	15	0	9	6
Cuyahoga County OH NIC 96	C	D	0	0	17	0	1	16

## Methodology

**NSP Investment Cluster (NIC):** A NIC is a geographic area with a density of properties treated by NSP. Each NIC must contain at least two treated properties with at least 6 properties located within 1/4 mile. Each NIC is made up of between 1 to 4 block groups.

**Comparable Markets:** The comparable markets used in this analysis are block groups with similar characteristics as the NIC. The following criteria were used to identify comparable markets: proximity to the NIC, NSP 1 score, 2010 owner occupancy rate, 2008 average home sale price, and home appreciation between 2006 and 2008.

**Performance Scores:** Scores of "A", "B", "C", "D" or "N/A" were assigned to each NIC to reflect home sale and vacancy trends within the NIC as compared to similar markets untouched by NSP investment. In order to "beat" a comparable, a NIC had to perform better than that comparable market. Home sale trends include sales price changes from 2008 to 2012 and vacancy trends include vacancy rate changes from 2008 to 2012. These grades are defined as follows:

Performance Scoring Definitions
"A" = a NIC beat <i>all</i> of its comparable markets for which there was home sale or vacancy data.
"B" = a NIC beat <i>some</i> of its comparable markets for which there was home sale or vacancy data.
"C" = a NIC beat <i>one</i> of its comparable markets for which there was home sale or vacancy data.
"D" = a NIC beat <i>none</i> of its comparable markets for which there was home sale or vacancy data.
"N/A" = there was not sufficient data for any comparable in order to calculate a Performance Score.

Other Grantees working in Cuyahoga County Land Reutilization Corporation NICs: State of Ohio , East Cleveland, OH , Cuyahoga County, OH , Cleveland, OH