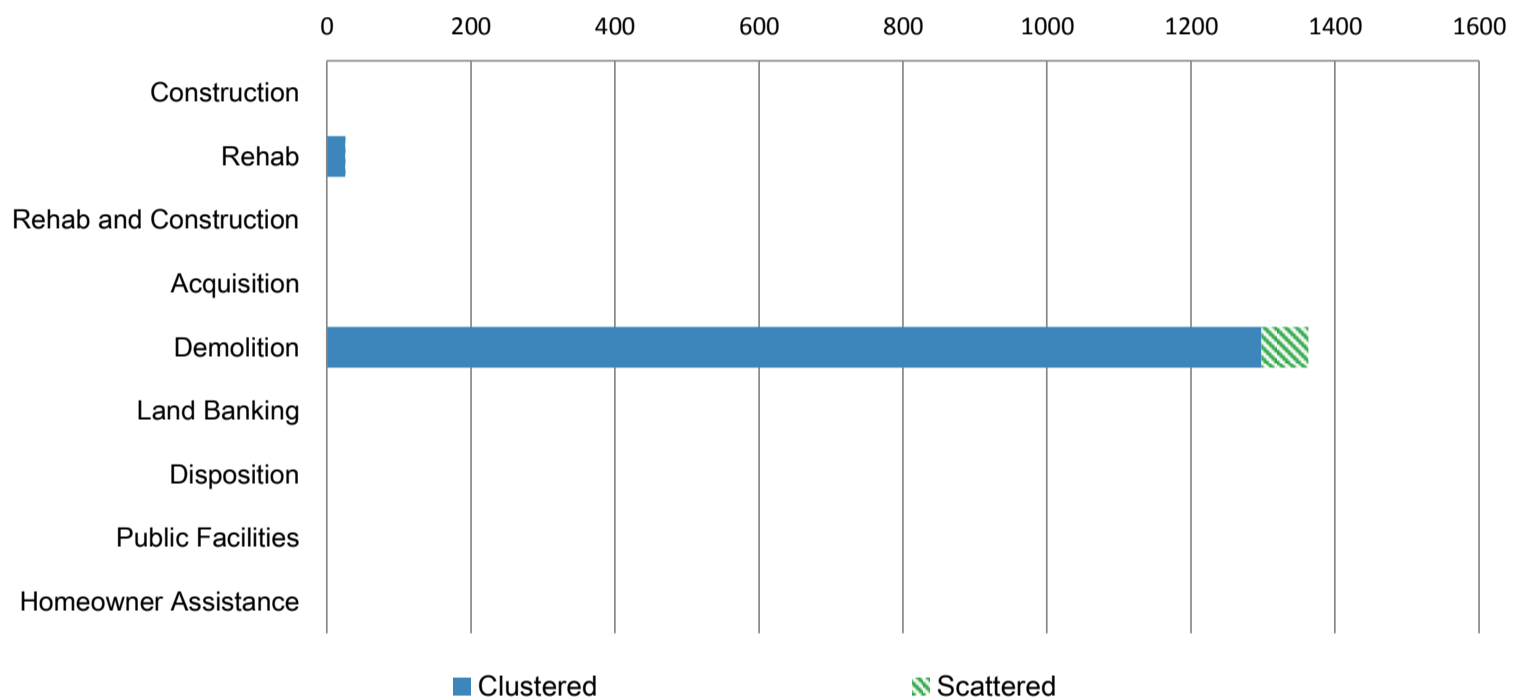




## Grantee Report: Cleveland, OH Cumulative As Of December 30th, 2013

### Summary of NSP Activity: Number of Properties Treated

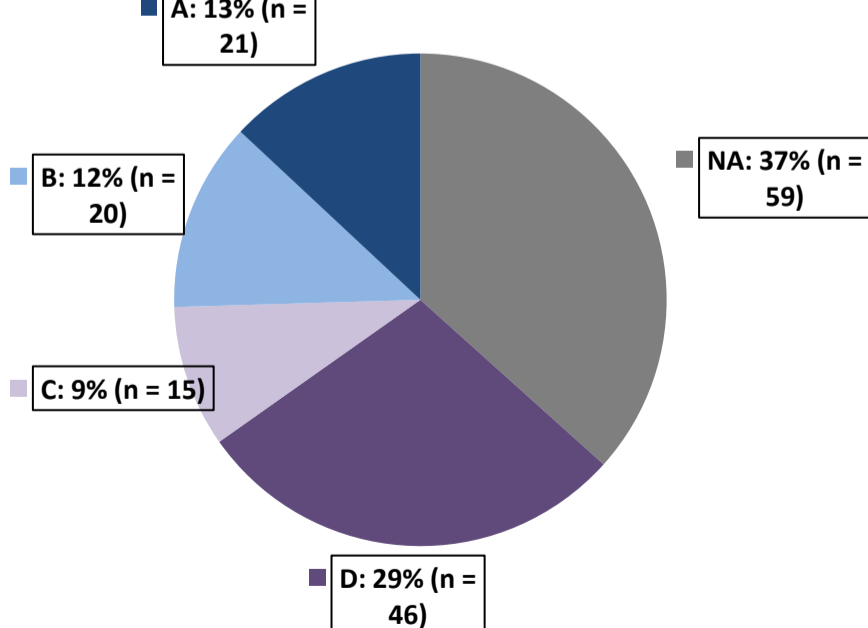
Activity Type	Clustered	Scattered	Total
Construction	0	0	0
Rehab	25	1	26
Rehab and Construction	0	0	0
Acquisition	0	0	0
Demolition	1298	65	1363
Land Banking	0	0	0
Disposition	0	0	0
Public Facilities	0	0	0
Homeowner Assistance	0	0	0
<b>Total:</b>	<b>1323</b>	<b>66</b>	<b>1389</b>



### Performance of NSP Investment Clusters (NICs):

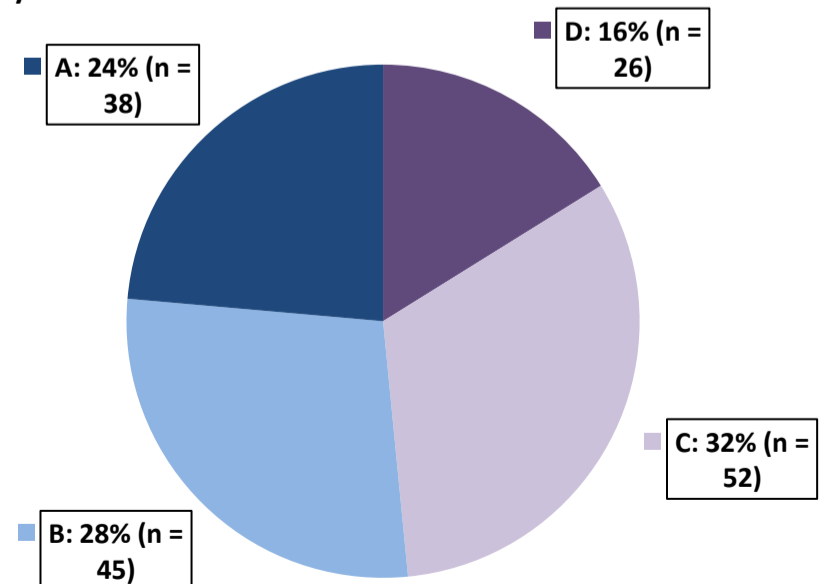
#### Distribution of NICs

##### Sale Price Grade



#### Distribution of NICs

##### Vacancy Grade



### Individual NSP Investment Cluster Performance:

	Performance Score		Number of Properties Treated					
	Vacancy	Home Sales	Construction	Rehab	Demo- lition	Other	Total By Grantee	By Other Grantees
Cuyahoga County OH NIC 1	A	A	0	9	13	0	13	9
Cuyahoga County OH NIC 10	C	B	0	0	16	1	5	12
Cuyahoga County OH NIC 100	A	A	0	0	9	0	5	4
Cuyahoga County OH NIC 101	C	D	0	0	15	0	11	4
Cuyahoga County OH NIC 103	D	N/A	0	0	11	0	1	10
Cuyahoga County OH NIC 104	B	A	0	0	12	0	6	6
Cuyahoga County OH NIC 105	D	D	0	0	3	0	2	1
Cuyahoga County OH NIC 107	A	C	0	0	10	0	5	5
Cuyahoga County OH NIC 108	D	A	0	0	3	0	2	1
Cuyahoga County OH NIC 109	B	N/A	0	1	18	0	7	12
Cuyahoga County OH NIC 110	B	D	0	0	10	1	7	4
Cuyahoga County OH NIC 111	C	D	0	0	3	0	1	2
Cuyahoga County OH NIC 112	C	N/A	0	0	17	0	11	6
Cuyahoga County OH NIC 113	D	N/A	0	0	11	0	3	8
Cuyahoga County OH NIC 114	B	B	0	1	34	0	12	23
Cuyahoga County OH NIC 116	B	N/A	0	0	9	0	5	4
Cuyahoga County OH NIC 117	D	N/A	0	0	5	0	4	1
Cuyahoga County OH NIC 118	A	A	0	0	5	0	3	2
Cuyahoga County OH NIC 12	A	D	0	0	50	0	13	37
Cuyahoga County OH NIC 121	C	N/A	0	0	9	0	3	6
Cuyahoga County OH NIC 122	B	N/A	0	0	5	0	3	2
Cuyahoga County OH NIC 123	C	C	0	0	4	0	4	-
Cuyahoga County OH NIC 124	B	D	0	0	3	0	2	1
Cuyahoga County OH NIC 125	C	N/A	0	0	5	0	4	1
Cuyahoga County OH NIC 126	C	N/A	0	3	3	1	1	6
Cuyahoga County OH NIC 127	D	B	0	0	4	0	2	2
Cuyahoga County OH NIC 128	B	D	0	0	5	0	4	1
Cuyahoga County OH NIC 129	C	N/A	0	0	14	0	13	1
Cuyahoga County OH NIC 13	B	D	0	6	29	1	13	23
Cuyahoga County OH NIC 132	C	B	0	0	10	0	8	2
Cuyahoga County OH NIC 133	D	N/A	0	0	19	0	9	10
Cuyahoga County OH NIC 134	A	C	0	0	28	0	7	21
Cuyahoga County OH NIC 135	B	C	0	0	6	0	5	1
Cuyahoga County OH NIC 136	B	D	0	0	8	0	6	2
Cuyahoga County OH NIC 137	A	N/A	0	0	7	0	3	4
Cuyahoga County OH NIC 138	C	D	0	0	19	0	7	12
Cuyahoga County OH NIC 14	A	D	0	0	41	0	30	11
Cuyahoga County OH NIC 140	D	N/A	0	4	7	0	1	10
Cuyahoga County OH NIC 141	A	D	0	0	19	0	9	10
Cuyahoga County OH NIC 142	D	N/A	0	0	8	0	4	4
Cuyahoga County OH NIC 143	C	N/A	0	1	3	0	2	2
Cuyahoga County OH NIC 144	A	N/A	0	1	19	0	13	7
Cuyahoga County OH NIC 145	B	N/A	0	0	30	0	17	13
Cuyahoga County OH NIC 146	B	N/A	0	0	16	0	2	14
Cuyahoga County OH NIC 148	B	D	0	0	3	0	2	1
Cuyahoga County OH NIC 149	D	D	0	3	0	0	1	2
Cuyahoga County OH NIC 15	A	A	0	0	51	0	29	22
Cuyahoga County OH NIC 151	C	N/A	0	3	2	0	3	2
Cuyahoga County OH NIC 152	B	N/A	20	4	74	0	3	95
Cuyahoga County OH NIC 153	A	N/A	0	0	2	0	2	-
Cuyahoga County OH NIC 154	A	N/A	0	0	9	0	7	2
Cuyahoga County OH NIC 155	D	B	0	0	12	0	6	6
Cuyahoga County OH NIC 156	B	N/A	0	0	13	0	8	5
Cuyahoga County OH NIC 157	B	N/A	0	0	8	0	1	7
Cuyahoga County OH NIC 158	B	N/A	0	1	8	0	4	5
Cuyahoga County OH NIC 159	C	N/A	0	0	4	0	3	1

Cuyahoga County OH NIC 16	A	D	0	0	39	0	20	19
Cuyahoga County OH NIC 160	C	N/A	0	0	4	0	3	1
Cuyahoga County OH NIC 161	B	N/A	0	0	17	0	8	9
Cuyahoga County OH NIC 162	A	N/A	0	1	5	0	2	4
Cuyahoga County OH NIC 163	A	N/A	0	0	19	0	10	9
Cuyahoga County OH NIC 164	A	N/A	0	0	5	0	1	4
Cuyahoga County OH NIC 165	B	D	0	3	4	0	1	6
Cuyahoga County OH NIC 169	A	D	0	0	3	0	1	2
Cuyahoga County OH NIC 17	A	B	0	0	8	0	1	7
Cuyahoga County OH NIC 173	C	A	0	0	7	0	6	1
Cuyahoga County OH NIC 177	A	D	0	2	10	2	11	3
Cuyahoga County OH NIC 178	B	B	0	3	5	1	2	7
Cuyahoga County OH NIC 180	B	B	0	2	5	1	2	6
Cuyahoga County OH NIC 182	A	N/A	0	0	6	0	5	1
Cuyahoga County OH NIC 185	D	D	0	0	3	0	2	1
Cuyahoga County OH NIC 187	A	C	0	2	2	0	1	3
Cuyahoga County OH NIC 188	B	N/A	0	0	4	0	4	-
Cuyahoga County OH NIC 19	C	D	0	0	32	0	15	17
Cuyahoga County OH NIC 190	B	B	0	1	4	0	4	1
Cuyahoga County OH NIC 191	B	C	0	0	2	0	1	1
Cuyahoga County OH NIC 192	B	D	0	0	2	0	2	-
Cuyahoga County OH NIC 193	C	N/A	0	0	2	0	1	1
Cuyahoga County OH NIC 194	C	N/A	0	0	2	0	2	-
Cuyahoga County OH NIC 197	C	N/A	0	0	2	0	2	-
Cuyahoga County OH NIC 198	A	A	0	4	2	0	2	4
Cuyahoga County OH NIC 199	A	D	0	0	4	0	4	-
Cuyahoga County OH NIC 2	C	B	0	1	28	12	8	33
Cuyahoga County OH NIC 20	D	A	0	18	39	0	20	37
Cuyahoga County OH NIC 204	B	D	0	0	3	0	2	1
Cuyahoga County OH NIC 208	B	N/A	0	0	2	0	1	1
Cuyahoga County OH NIC 209	D	N/A	0	0	2	0	2	-
Cuyahoga County OH NIC 21	B	B	0	0	64	0	33	31
Cuyahoga County OH NIC 213	B	D	40	1	1	0	1	41
Cuyahoga County OH NIC 214	C	N/A	0	0	2	0	1	1
Cuyahoga County OH NIC 215	C	C	0	9	0	0	1	8
Cuyahoga County OH NIC 22	C	N/A	0	0	29	0	2	27
Cuyahoga County OH NIC 23	D	B	0	1	47	0	17	31
Cuyahoga County OH NIC 24	C	A	0	2	16	0	10	8
Cuyahoga County OH NIC 26	C	C	0	0	31	0	20	11
Cuyahoga County OH NIC 27	C	B	0	0	15	0	10	5
Cuyahoga County OH NIC 28	C	N/A	0	6	92	0	40	58
Cuyahoga County OH NIC 29	B	D	0	0	37	0	23	14
Cuyahoga County OH NIC 30	A	A	0	1	59	0	26	34
Cuyahoga County OH NIC 31	C	N/A	0	0	14	0	7	7
Cuyahoga County OH NIC 32	D	D	0	0	14	0	11	3
Cuyahoga County OH NIC 33	D	C	0	1	31	0	9	23
Cuyahoga County OH NIC 34	A	C	0	0	47	0	24	23
Cuyahoga County OH NIC 35	B	A	0	8	39	0	13	34
Cuyahoga County OH NIC 36	A	D	0	0	16	0	13	3
Cuyahoga County OH NIC 37	D	N/A	0	5	21	0	6	20
Cuyahoga County OH NIC 38	D	B	0	2	23	0	10	15
Cuyahoga County OH NIC 39	A	N/A	0	0	7	0	4	3
Cuyahoga County OH NIC 40	C	D	0	0	31	0	16	15
Cuyahoga County OH NIC 43	B	B	0	0	6	0	3	3
Cuyahoga County OH NIC 44	B	D	0	0	33	0	18	15
Cuyahoga County OH NIC 45	A	A	0	10	100	0	48	62
Cuyahoga County OH NIC 46	B	D	0	0	16	0	10	6
Cuyahoga County OH NIC 50	B	A	0	0	18	0	11	7
Cuyahoga County OH NIC 51	A	N/A	0	0	24	1	16	9
Cuyahoga County OH NIC 52	C	N/A	0	0	16	0	4	12
Cuyahoga County OH NIC 55	C	B	0	1	36	0	15	22

Cuyahoga County OH NIC 56	A	N/A	0	0	3	0	3	-
Cuyahoga County OH NIC 57	A	N/A	0	1	20	0	3	18
Cuyahoga County OH NIC 58	A	D	0	0	6	0	2	4
Cuyahoga County OH NIC 59	D	A	0	7	6	0	3	10
Cuyahoga County OH NIC 6	D	B	0	17	104	0	49	72
Cuyahoga County OH NIC 60	C	B	0	0	26	0	11	15
Cuyahoga County OH NIC 61	A	D	0	0	16	0	10	6
Cuyahoga County OH NIC 63	B	B	0	0	14	1	1	14
Cuyahoga County OH NIC 64	C	D	0	3	47	0	17	33
Cuyahoga County OH NIC 65	C	D	0	0	8	0	5	3
Cuyahoga County OH NIC 66	B	A	0	0	15	0	11	4
Cuyahoga County OH NIC 67	C	D	0	0	40	0	22	18
Cuyahoga County OH NIC 68	D	N/A	0	0	16	0	10	6
Cuyahoga County OH NIC 69	C	D	0	0	8	0	7	1
Cuyahoga County OH NIC 7	B	C	0	0	11	0	5	6
Cuyahoga County OH NIC 70	A	C	0	0	31	0	14	17
Cuyahoga County OH NIC 72	C	D	0	0	22	0	14	8
Cuyahoga County OH NIC 73	D	A	0	0	21	0	10	11
Cuyahoga County OH NIC 74	C	N/A	0	1	44	0	17	28
Cuyahoga County OH NIC 75	D	N/A	0	0	13	0	9	4
Cuyahoga County OH NIC 76	C	C	0	1	11	0	8	4
Cuyahoga County OH NIC 77	A	N/A	0	0	24	0	15	9
Cuyahoga County OH NIC 78	C	A	0	3	52	0	17	38
Cuyahoga County OH NIC 79	C	A	0	0	2	0	2	-
Cuyahoga County OH NIC 80	C	D	0	0	32	0	17	15
Cuyahoga County OH NIC 81	C	N/A	0	0	12	0	6	6
Cuyahoga County OH NIC 82	C	D	0	0	6	0	3	3
Cuyahoga County OH NIC 83	C	D	0	0	9	0	5	4
Cuyahoga County OH NIC 84	D	D	0	3	12	1	4	12
Cuyahoga County OH NIC 85	C	N/A	0	1	16	0	8	9
Cuyahoga County OH NIC 86	C	N/A	0	1	30	0	9	22
Cuyahoga County OH NIC 87	A	D	0	0	18	0	12	6
Cuyahoga County OH NIC 88	C	C	0	1	14	1	8	8
Cuyahoga County OH NIC 89	A	C	0	2	3	0	1	4
Cuyahoga County OH NIC 9	B	D	0	3	23	0	10	16
Cuyahoga County OH NIC 91	C	N/A	0	0	4	0	2	2
Cuyahoga County OH NIC 92	C	N/A	0	0	15	0	5	10
Cuyahoga County OH NIC 93	B	A	0	0	6	0	2	4
Cuyahoga County OH NIC 94	D	A	0	0	31	0	12	19
Cuyahoga County OH NIC 95	B	D	0	0	4	0	4	-
Cuyahoga County OH NIC 96	C	D	0	0	17	0	12	5
Cuyahoga County OH NIC 97	B	D	0	0	8	0	7	1
Cuyahoga County OH NIC 98	B	N/A	0	0	4	0	4	-
Cuyahoga County OH NIC 99	B	B	0	0	3	0	2	1

## Methodology

**NSP Investment Cluster (NIC):** A NIC is a geographic area with a density of properties treated by NSP. Each NIC must contain at least two treated properties with at least 6 properties located within 1/4 mile. Each NIC is made up of between 1 to 4 block groups.

**Comparable Markets:** The comparable markets used in this analysis are block groups with similar characteristics as the NIC. The following criteria were used to identify comparable markets: proximity to the NIC, NSP 1 score, 2010 owner occupancy rate, 2008 average home sale price, and home appreciation between 2006 and 2008.

**Performance Scores:** Scores of "A", "B", "C", "D" or "N/A" were assigned to each NIC to reflect home sale and vacancy trends within the NIC as compared to similar markets untouched by NSP investment. In order to "beat" a comparable, a NIC had to perform better than that comparable market. Home sale trends include sales price changes from 2008 to 2012 and vacancy trends include vacancy rate changes from 2008 to 2012. These grades are defined as follows:

<b>Performance Scoring Definitions</b>
"A" = a NIC beat <i>all</i> of its comparable markets for which there was home sale or vacancy data.
"B" = a NIC beat <i>some</i> of its comparable markets for which there was home sale or vacancy data.
"C" = a NIC beat <i>one</i> of its comparable markets for which there was home sale or vacancy data.
"D" = a NIC beat <i>none</i> of its comparable markets for which there was home sale or vacancy data.
"N/A" = there was not sufficient data for any comparable in order to calculate a Performance Score.

Other Grantees working in Cleveland, OH NICs: State of Ohio , Cuyahoga County, OH , Cuyahoga County Land Reutilization Corporation