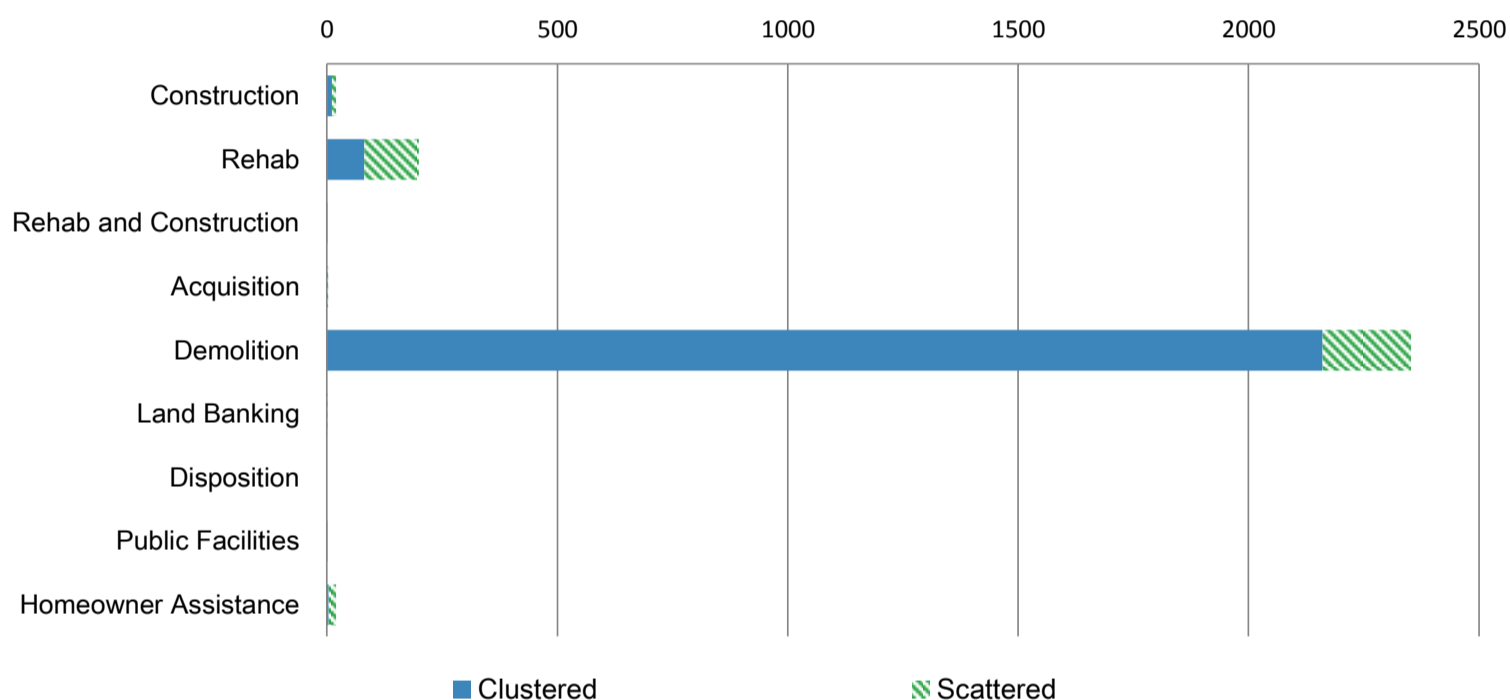




Grantee Report: State of Michigan Cumulative As Of December 30th, 2013

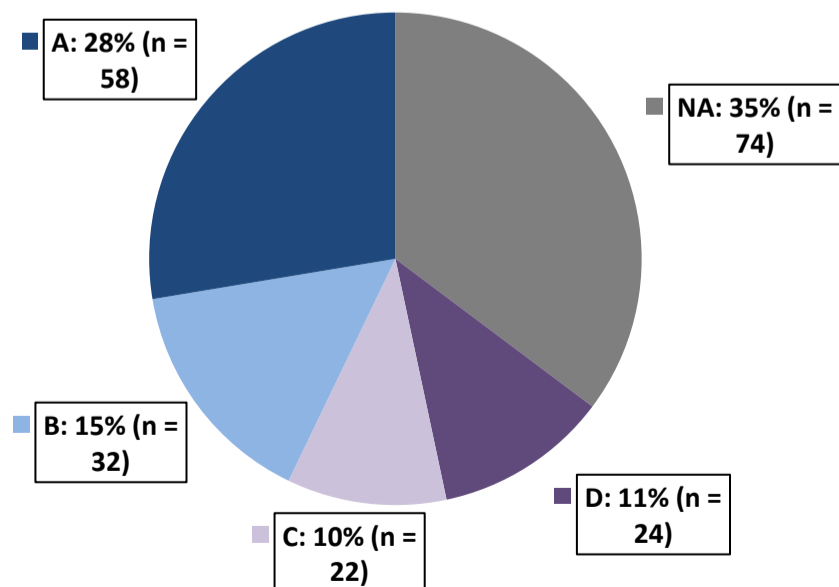
Summary of NSP Activity: Number of Properties Treated

Activity Type	Clustered	Scattered	Total
Construction	11	9	20
Rehab	81	118	199
Rehab and Construction	1	0	1
Acquisition	0	2	2
Demolition	2160	192	2352
Land Banking	0	1	1
Disposition	0	0	0
Public Facilities	1	0	1
Homeowner Assistance	3	17	20
Total:	2257	339	2596

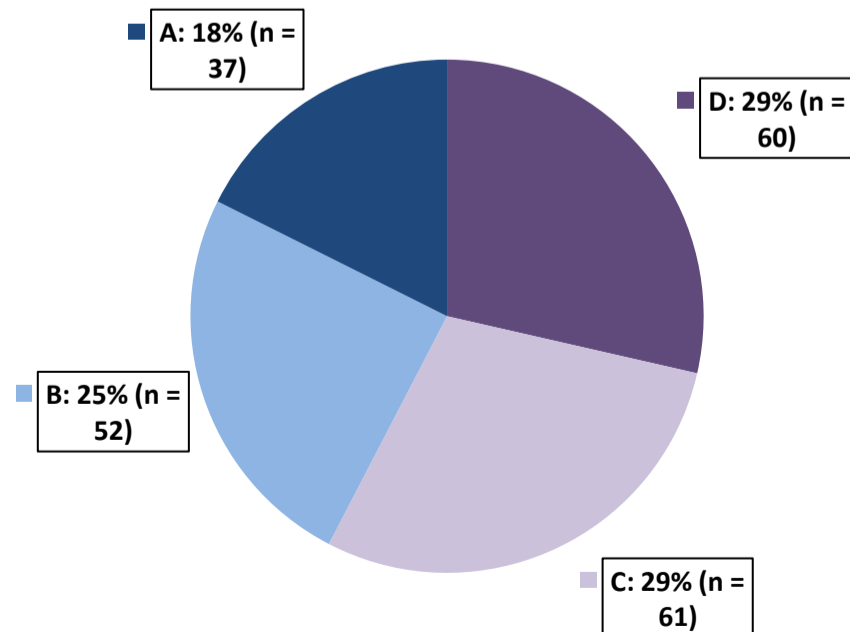


Performance of NSP Investment Clusters (NICs):

Distribution of NICs Sale Price Grade



Distribution of NICs Vacancy Grade



Individual NSP Investment Cluster Performance:

	Performance Score		Number of Properties Treated					
	Vacancy	Home Sales	Construction	Rehab	Demo- lition	Other	Total By Grantee	By Other Grantees
Berrien County MI NIC 1	B	A	0	0	10	0	10	-
Berrien County MI NIC 2	A	N/A	0	0	10	0	10	-
Berrien County MI NIC 3	A	N/A	0	0	8	0	8	-
Berrien County MI NIC 4	B	N/A	0	0	9	0	9	-
Berrien County MI NIC 5	A	N/A	2	0	5	2	9	-
Calhoun County MI NIC 1	C	D	0	0	67	0	67	-
Calhoun County MI NIC 10	D	C	0	0	5	0	5	-
Calhoun County MI NIC 11	B	B	0	0	2	0	2	-
Calhoun County MI NIC 12	C	N/A	0	0	2	0	2	-
Calhoun County MI NIC 2	C	C	0	0	40	0	40	-
Calhoun County MI NIC 3	C	N/A	0	0	36	0	36	-
Calhoun County MI NIC 4	C	D	0	0	62	0	62	-
Calhoun County MI NIC 5	C	A	0	0	70	0	70	-
Calhoun County MI NIC 6	B	C	0	0	12	0	12	-
Calhoun County MI NIC 7	C	C	0	0	15	0	15	-
Calhoun County MI NIC 8	D	N/A	0	0	22	0	22	-
Calhoun County MI NIC 9	B	D	0	0	5	0	5	-
Genesee County MI NIC 10	A	N/A	0	0	23	0	23	-
Genesee County MI NIC 11	D	N/A	0	0	5	0	4	1
Genesee County MI NIC 12	A	N/A	0	0	54	0	54	-
Genesee County MI NIC 14	D	A	0	0	58	0	58	-
Genesee County MI NIC 15	D	A	0	0	43	0	43	-
Genesee County MI NIC 16	D	A	0	0	38	0	38	-
Genesee County MI NIC 17	B	C	0	0	39	0	39	-
Genesee County MI NIC 18	D	D	0	0	54	0	54	-
Genesee County MI NIC 19	D	D	0	0	37	0	37	-
Genesee County MI NIC 20	D	A	0	0	10	0	10	-
Genesee County MI NIC 21	A	A	0	0	15	0	15	-
Genesee County MI NIC 22	D	C	0	0	16	0	16	-
Genesee County MI NIC 23	D	C	0	0	5	0	5	-
Genesee County MI NIC 24	B	N/A	0	0	4	0	4	-
Genesee County MI NIC 26	B	N/A	0	0	6	0	6	-
Genesee County MI NIC 27	A	N/A	0	0	7	0	7	-
Genesee County MI NIC 28	D	N/A	0	0	3	0	3	-
Genesee County MI NIC 29	A	N/A	0	0	9	0	9	-
Genesee County MI NIC 3	A	A	0	0	201	0	201	-
Genesee County MI NIC 31	D	D	0	0	2	0	2	-
Genesee County MI NIC 32	D	A	0	0	5	0	5	-
Genesee County MI NIC 34	D	A	0	0	4	0	4	-
Genesee County MI NIC 35	D	A	0	0	2	0	2	-
Genesee County MI NIC 36	A	N/A	0	0	5	0	5	-
Genesee County MI NIC 37	D	A	0	0	21	0	21	-
Genesee County MI NIC 38	D	A	0	0	7	0	7	-
Genesee County MI NIC 41	B	N/A	0	0	3	0	3	-
Genesee County MI NIC 42	D	N/A	0	0	3	0	3	-
Genesee County MI NIC 44	C	A	0	0	2	0	2	-
Genesee County MI NIC 6	D	N/A	0	0	16	0	16	-
Genesee County MI NIC 8	A	B	0	0	102	0	102	-
Genesee County MI NIC 9	D	N/A	0	0	15	0	15	-
Gogebic County MI NIC 1	D	N/A	0	0	14	0	14	-
Gogebic County MI NIC 2	D	N/A	0	0	30	0	30	-
Houghton County MI NIC 1	A	N/A	1	0	11	0	11	1
Ingham County MI NIC 1	B	B	0	5	2	15	3	19
Ingham County MI NIC 10	A	D	0	0	3	0	3	-
Ingham County MI NIC 11	A	A	0	2	1	0	2	1
Ingham County MI NIC 12	D	A	0	1	0	1	1	1

Ingham County MI NIC 13	D	B	0	1	2	0	3	-
Ingham County MI NIC 14	D	D	0	2	1	0	3	-
Ingham County MI NIC 15	B	C	0	3	0	3	2	4
Ingham County MI NIC 16	D	B	0	2	5	0	7	-
Ingham County MI NIC 17	D	A	0	1	5	0	6	-
Ingham County MI NIC 3	D	B	0	2	3	7	2	10
Ingham County MI NIC 4	D	A	1	4	0	3	1	7
Ingham County MI NIC 5	D	A	0	5	1	6	2	10
Ingham County MI NIC 6	A	A	0	3	0	12	3	12
Ingham County MI NIC 7	D	B	0	1	1	5	1	6
Ingham County MI NIC 8	A	A	0	1	0	1	1	1
Ingham County MI NIC 9	D	B	0	1	1	1	1	2
Jackson County MI NIC 1	B	C	0	0	7	0	4	3
Jackson County MI NIC 2	B	D	0	1	2	0	3	-
Jackson County MI NIC 3	B	C	0	1	1	0	2	-
Jackson County MI NIC 4	D	D	0	0	2	0	2	-
Jackson County MI NIC 5	C	D	0	0	2	0	2	-
Jackson County MI NIC 6	B	A	0	1	19	0	20	-
Jackson County MI NIC 7	B	D	0	0	2	0	2	-
Jackson County MI NIC 8	B	D	0	1	1	0	2	-
Kalamazoo County MI NIC 1	C	B	4	4	14	0	22	-
Kalamazoo County MI NIC 2	C	C	0	3	13	0	16	-
Kalamazoo County MI NIC 3	C	B	0	5	8	0	13	-
Kalamazoo County MI NIC 4	C	C	0	0	2	0	2	-
Kalamazoo County MI NIC 5	C	C	0	1	3	0	4	-
Kalamazoo County MI NIC 6	C	C	0	0	2	0	2	-
Kalamazoo County MI NIC 7	B	C	0	1	2	0	3	-
Kent County MI NIC 1	B	D	0	9	0	0	1	8
Kent County MI NIC 3	A	D	0	8	0	0	3	5
Kent County MI NIC 4	B	D	0	6	0	0	4	2
Kent County MI NIC 5	B	B	0	17	0	1	4	14
Kent County MI NIC 6	A	D	5	5	1	0	10	1
Kent County MI NIC 7	A	D	0	5	0	0	5	-
Macomb County MI NIC 10	A	C	0	5	0	0	5	-
Muskegon County MI NIC 1	C	B	0	2	0	1	3	-
Oakland County MI NIC 13	A	C	5	0	16	0	4	17
Oakland County MI NIC 23	A	N/A	1	0	5	0	3	3
Oakland County MI NIC 27	A	A	0	0	13	0	7	6
Oakland County MI NIC 28	A	A	0	0	3	0	3	-
Oakland County MI NIC 4	A	A	0	0	22	0	4	18
Saginaw County MI NIC 1	C	B	0	0	8	0	8	-
Saginaw County MI NIC 10	B	N/A	0	0	13	0	13	-
Saginaw County MI NIC 11	C	N/A	0	0	39	0	29	10
Saginaw County MI NIC 12	B	N/A	0	0	34	0	25	9
Saginaw County MI NIC 13	C	N/A	0	0	7	0	7	-
Saginaw County MI NIC 14	B	A	0	0	41	0	40	1
Saginaw County MI NIC 15	B	B	0	0	8	0	8	-
Saginaw County MI NIC 16	B	B	0	0	16	0	16	-
Saginaw County MI NIC 17	C	C	0	0	4	0	4	-
Saginaw County MI NIC 18	A	A	0	1	22	0	22	1
Saginaw County MI NIC 19	C	B	0	2	41	0	43	-
Saginaw County MI NIC 2	C	B	0	0	43	0	43	-
Saginaw County MI NIC 20	D	N/A	0	0	6	0	6	-
Saginaw County MI NIC 21	B	N/A	0	0	2	0	2	-
Saginaw County MI NIC 22	C	B	0	0	4	0	4	-
Saginaw County MI NIC 23	B	B	0	1	1	0	1	1
Saginaw County MI NIC 24	C	N/A	0	0	2	0	2	-
Saginaw County MI NIC 3	C	N/A	0	0	9	0	9	-
Saginaw County MI NIC 4	C	N/A	0	0	11	0	11	-
Saginaw County MI NIC 5	C	A	0	0	8	0	8	-
Saginaw County MI NIC 6	B	B	0	0	5	0	5	-

Saginaw County MI NIC 7	C	N/A	0	0	10	0	10	-
Saginaw County MI NIC 8	D	N/A	0	0	4	0	4	-
Saginaw County MI NIC 9	C	N/A	0	0	16	0	16	-
St. Clair County MI NIC 1	A	B	0	7	16	1	16	8
St. Clair County MI NIC 2	C	D	0	5	12	1	14	4
St. Clair County MI NIC 3	A	N/A	0	0	6	0	2	4
St. Clair County MI NIC 5	C	B	0	4	3	0	4	3
St. Clair County MI NIC 6	D	D	0	2	0	0	1	1
St. Clair County MI NIC 7	A	B	0	0	5	0	4	1
Wayne County MI NIC 10	D	N/A	0	0	27	0	6	21
Wayne County MI NIC 102	B	C	0	0	7	0	3	4
Wayne County MI NIC 105	C	N/A	0	0	16	0	1	15
Wayne County MI NIC 107	D	N/A	0	0	39	0	38	1
Wayne County MI NIC 109	B	N/A	0	0	24	0	2	22
Wayne County MI NIC 11	D	A	0	0	20	0	1	19
Wayne County MI NIC 112	A	A	0	0	14	0	14	-
Wayne County MI NIC 113	D	N/A	0	0	12	0	1	11
Wayne County MI NIC 116	C	N/A	0	0	23	0	2	21
Wayne County MI NIC 117	B	N/A	0	0	5	0	1	4
Wayne County MI NIC 12	B	A	0	0	42	0	1	41
Wayne County MI NIC 122	B	N/A	0	0	52	0	47	5
Wayne County MI NIC 123	B	A	0	1	4	0	1	4
Wayne County MI NIC 125	C	N/A	0	0	4	0	1	3
Wayne County MI NIC 13	D	N/A	0	0	16	0	4	12
Wayne County MI NIC 130	B	N/A	0	0	10	0	3	7
Wayne County MI NIC 138	C	B	0	0	7	0	1	6
Wayne County MI NIC 14	D	B	0	0	10	0	10	-
Wayne County MI NIC 147	C	C	0	0	9	0	2	7
Wayne County MI NIC 148	B	D	0	0	24	0	11	13
Wayne County MI NIC 15	D	A	0	0	12	0	1	11
Wayne County MI NIC 154	B	N/A	0	0	10	0	2	8
Wayne County MI NIC 164	B	N/A	0	0	33	0	28	5
Wayne County MI NIC 165	A	N/A	0	0	17	0	17	-
Wayne County MI NIC 167	B	N/A	0	0	4	0	1	3
Wayne County MI NIC 173	C	N/A	0	0	8	0	1	7
Wayne County MI NIC 174	C	N/A	0	0	5	0	1	4
Wayne County MI NIC 175	B	N/A	0	0	2	0	2	-
Wayne County MI NIC 181	B	N/A	0	0	2	0	2	-
Wayne County MI NIC 188	C	N/A	0	0	5	0	2	3
Wayne County MI NIC 190	B	N/A	0	0	11	0	1	10
Wayne County MI NIC 193	A	N/A	0	0	2	0	1	1
Wayne County MI NIC 195	A	N/A	0	0	9	0	1	8
Wayne County MI NIC 197	D	N/A	0	0	8	0	3	5
Wayne County MI NIC 198	C	N/A	0	0	3	0	1	2
Wayne County MI NIC 20	C	A	0	0	40	0	3	37
Wayne County MI NIC 210	B	A	0	0	2	1	1	2
Wayne County MI NIC 214	D	B	0	1	3	0	1	3
Wayne County MI NIC 217	C	N/A	0	0	6	0	1	5
Wayne County MI NIC 225	C	B	0	0	2	0	1	1
Wayne County MI NIC 23	A	A	0	0	10	0	1	9
Wayne County MI NIC 236	A	N/A	0	0	3	0	3	-
Wayne County MI NIC 238	B	B	0	1	4	0	4	1
Wayne County MI NIC 241	C	N/A	0	0	26	0	26	-
Wayne County MI NIC 247	A	B	0	1	1	0	1	1
Wayne County MI NIC 252	B	N/A	0	0	48	0	48	-
Wayne County MI NIC 26	D	A	0	0	27	0	1	26
Wayne County MI NIC 28	B	D	0	0	19	0	17	2
Wayne County MI NIC 29	C	N/A	0	0	25	0	1	24
Wayne County MI NIC 30	C	A	0	0	16	0	1	15
Wayne County MI NIC 31	D	A	0	0	17	0	1	16
Wayne County MI NIC 34	B	A	0	0	14	0	2	12

Wayne County MI NIC 35	D	A	0	0	25	0	2	23
Wayne County MI NIC 36	D	D	0	0	29	0	2	27
Wayne County MI NIC 4	C	A	0	0	17	0	3	14
Wayne County MI NIC 43	B	B	0	0	17	1	1	17
Wayne County MI NIC 45	C	B	0	0	55	0	3	52
Wayne County MI NIC 48	D	A	0	0	7	0	2	5
Wayne County MI NIC 49	C	N/A	0	0	15	0	4	11
Wayne County MI NIC 5	C	A	0	1	20	1	2	20
Wayne County MI NIC 50	C	C	0	0	12	0	3	9
Wayne County MI NIC 54	D	A	0	0	21	0	1	20
Wayne County MI NIC 57	B	A	0	0	46	0	7	39
Wayne County MI NIC 58	D	A	0	0	13	0	2	11
Wayne County MI NIC 64	C	A	0	0	25	0	2	23
Wayne County MI NIC 65	A	A	0	0	89	0	7	82
Wayne County MI NIC 67	D	A	0	0	25	0	24	1
Wayne County MI NIC 68	C	C	0	0	6	0	1	5
Wayne County MI NIC 7	D	A	0	0	20	0	1	19
Wayne County MI NIC 76	C	A	0	0	16	0	7	9
Wayne County MI NIC 77	B	A	0	0	4	0	1	3
Wayne County MI NIC 78	D	A	0	0	14	0	1	13
Wayne County MI NIC 8	D	D	0	0	25	0	4	21
Wayne County MI NIC 80	C	N/A	0	0	15	0	1	14
Wayne County MI NIC 81	C	A	0	0	45	0	4	41
Wayne County MI NIC 82	D	N/A	0	0	33	0	8	25
Wayne County MI NIC 83	C	A	0	0	12	0	1	11
Wayne County MI NIC 84	C	A	0	0	12	0	1	11
Wayne County MI NIC 9	C	A	0	0	14	0	1	13
Wayne County MI NIC 90	D	N/A	0	0	16	0	1	15
Wayne County MI NIC 92	C	N/A	0	0	14	0	2	12
Wayne County MI NIC 93	B	N/A	0	0	13	0	1	12
Wayne County MI NIC 94	C	B	0	0	26	0	4	22
Wayne County MI NIC 98	D	N/A	0	0	20	0	1	19

Methodology

NSP Investment Cluster (NIC): A NIC is a geographic area with a density of properties treated by NSP. Each NIC must contain at least two treated properties with at least 6 properties located within 1/4 mile. Each NIC is made up of between 1 to 4 block groups.

Comparable Markets: The comparable markets used in this analysis are block groups with similar characteristics as the NIC. The following criteria were used to identify comparable markets: proximity to the NIC, NSP 1 score, 2010 owner occupancy rate, 2008 average home sale price, and home appreciation between 2006 and 2008.

Performance Scores: Scores of "A", "B", "C", "D" or "N/A" were assigned to each NIC to reflect home sale and vacancy trends within the NIC as compared to similar markets untouched by NSP investment. In order to "beat" a comparable, a NIC had to perform better than that comparable market. Home sale trends include sales price changes from 2008 to 2012 and vacancy trends include vacancy rate changes from 2008 to 2012. These grades are defined as follows:

Performance Scoring Definitions
"A" = a NIC beat <i>all</i> of its comparable markets for which there was home sale or vacancy data.
"B" = a NIC beat <i>some</i> of its comparable markets for which there was home sale or vacancy data.
"C" = a NIC beat <i>one</i> of its comparable markets for which there was home sale or vacancy data.
"D" = a NIC beat <i>none</i> of its comparable markets for which there was home sale or vacancy data.
"N/A" = there was not sufficient data for any comparable in order to calculate a Performance Score.

Other Grantees working in State of Michigan NICs: Wayne County, MI , State of North Dakota-DOC , St. Clair County, MI , Saginaw, MI , Pontiac, MI , Lansing, MI , Jackson County, MI , Grand Rapids, MI , Genesee County, MI , Detroit, MI