

**SNAPSHOT of HOME Program Performance--As of 09/30/2019**  
**Local Participating Jurisdictions with Rental Production Activities**



Participating Jurisdiction (PJ): **Kent County Consortium**

State: **MI**

PJ's Total HOME Allocation Received: **\$10,634,330**

PJ's Size Grouping\*: **C**

PJ Since (FY): **2005**

Category	PJ	State Average	State Rank	Nat'l Average	Nat'l Ranking (Percentile):*		
					Group	C	Overall
<b><u>Program Progress:</u></b>				PJs in State: <div>21</div>			
% of Funds Committed	<div>76.20</div> %	<div>93.62</div> %	<div>21</div>	<div>94.31</div> %	<div>4</div>	<div>3</div>	
% of Funds Disbursed	<div>70.62</div> %	<div>91.64</div> %	<div>21</div>	<div>92.60</div> %	<div>3</div>	<div>3</div>	
Leveraging Ratio for Rental Activities	<div>0.22</div>	<div>3.66</div>	<div>0</div>	<div>5.93</div>	<div>0</div>	<div>0</div>	
% of Completed Rental Disbursements to All Rental Commitments***	<div>89.64</div> %	<div>98.42</div> %	<div>21</div>	<div>97.51</div> %	<div>7</div>	<div>7</div>	
% of Completed CHDO Disbursements to All CHDO Reservations***	<div>54.84</div> %	<div>91.21</div> %	<div>21</div>	<div>92.69</div> %	<div>2</div>	<div>1</div>	
<b><u>Low-Income Benefit:</u></b>							
% of 0-50% AMI Renters to All Renters	<div>77.42</div> %	<div>86.19</div> %	<div>16</div>	<div>82.65</div> %	<div>29</div>	<div>27</div>	
% of 0-30% AMI Renters to All Renters***	<div>48.39</div> %	<div>53.35</div> %	<div>11</div>	<div>46.79</div> %	<div>56</div>	<div>56</div>	
<b><u>Lease-Up:</u></b>							
% of Occupied Rental Units to All Completed Rental Units***	<div>100.00</div> %	<div>97.07</div> %	<div>1</div>	<div>98.07</div> %	<div>100</div>	<div>100</div>	
<b><u>Overall Ranking:</u></b>			In State:	<div>20</div> / <div>21</div>	Nationally:	<div>5</div> <div>4</div>	
<b><u>HOME Cost Per Unit and Number of Completed Units:</u></b>							
Rental Unit	<div>\$102,051</div>	<div>\$33,480</div>		<div>\$36,425</div>	<div>31</div> Units	<div>27.40</div> %	
Homebuyer Unit	<div>\$49,631</div>	<div>\$21,380</div>		<div>\$17,930</div>	<div>32</div> Units	<div>28.30</div> %	
Homeowner-Rehab Unit	<div>\$0</div>	<div>\$19,155</div>		<div>\$21,966</div>	<div>0</div> Units	<div>0.00</div> %	
TBRA Unit	<div>\$12,527</div>	<div>\$4,230</div>		<div>\$3,676</div>	<div>50</div> Units	<div>44.20</div> %	

\* - A = PJ's Annual Allocation is greater than or equal to \$3.5 million (32 PJs)

B = PJ's Annual Allocation is less than \$3.5 million and greater than or equal to \$1 million (173 PJs)

C = PJ's Annual Allocation is less than \$1 million (375 PJs)

\*\* - E.g., a percentile rank of 70 means that the performance exceeds that of 70% of PJs.

\*\*\*- This category is double-weighted in compiling both the State Overall Ranking and the National Overall Ranking of each PJ.

Source: Data entered by HOME Participating Jurisdictions into HUD's Integrated Disbursement and Information System (IDIS)

## Program and Beneficiary Characteristics for Completed Units

Participating Jurisdiction (PJ): Kent County Consortium MI

**Total Development Costs:**  
(average reported cost per unit in  
HOME-assisted projects)

	Rental	Homebuyer	Homeowner
PJ:	\$124,994	\$118,106	\$0
State:*	\$104,490	\$81,089	\$21,071
National:**	\$135,225	\$88,236	\$26,222

**CHDO Operating Expenses:**  
(% of allocation)

PJ:	<span style="border: 1px solid black; padding: 2px;">1.3</span> %
National Avg:	<span style="border: 1px solid black; padding: 2px;">1.1</span> %

	Rental %	Homebuyer %	Homeowner %	TBRA %
<b>RACE:</b>				
White:	<span style="border: 1px solid black; padding: 2px;">32.3</span>	<span style="border: 1px solid black; padding: 2px;">53.1</span>	<span style="border: 1px solid black; padding: 2px;">0.0</span>	<span style="border: 1px solid black; padding: 2px;">44.0</span>
Black/African American:	<span style="border: 1px solid black; padding: 2px;">51.6</span>	<span style="border: 1px solid black; padding: 2px;">28.1</span>	<span style="border: 1px solid black; padding: 2px;">0.0</span>	<span style="border: 1px solid black; padding: 2px;">38.0</span>
Asian:	<span style="border: 1px solid black; padding: 2px;">3.2</span>	<span style="border: 1px solid black; padding: 2px;">6.3</span>	<span style="border: 1px solid black; padding: 2px;">0.0</span>	<span style="border: 1px solid black; padding: 2px;">0.0</span>
American Indian/Alaska Native:	<span style="border: 1px solid black; padding: 2px;">0.0</span>	<span style="border: 1px solid black; padding: 2px;">3.1</span>	<span style="border: 1px solid black; padding: 2px;">0.0</span>	<span style="border: 1px solid black; padding: 2px;">0.0</span>
Native Hawaiian/Pacific Islander:	<span style="border: 1px solid black; padding: 2px;">0.0</span>	<span style="border: 1px solid black; padding: 2px;">0.0</span>	<span style="border: 1px solid black; padding: 2px;">0.0</span>	<span style="border: 1px solid black; padding: 2px;">0.0</span>
American Indian/Alaska Native and White:	<span style="border: 1px solid black; padding: 2px;">0.0</span>	<span style="border: 1px solid black; padding: 2px;">0.0</span>	<span style="border: 1px solid black; padding: 2px;">0.0</span>	<span style="border: 1px solid black; padding: 2px;">0.0</span>
Asian and White:	<span style="border: 1px solid black; padding: 2px;">0.0</span>	<span style="border: 1px solid black; padding: 2px;">0.0</span>	<span style="border: 1px solid black; padding: 2px;">0.0</span>	<span style="border: 1px solid black; padding: 2px;">0.0</span>
Black/African American and White:	<span style="border: 1px solid black; padding: 2px;">0.0</span>	<span style="border: 1px solid black; padding: 2px;">0.0</span>	<span style="border: 1px solid black; padding: 2px;">0.0</span>	<span style="border: 1px solid black; padding: 2px;">4.0</span>
American Indian/Alaska Native and Black:	<span style="border: 1px solid black; padding: 2px;">0.0</span>	<span style="border: 1px solid black; padding: 2px;">0.0</span>	<span style="border: 1px solid black; padding: 2px;">0.0</span>	<span style="border: 1px solid black; padding: 2px;">0.0</span>
Other Multi Racial:	<span style="border: 1px solid black; padding: 2px;">0.0</span>	<span style="border: 1px solid black; padding: 2px;">0.0</span>	<span style="border: 1px solid black; padding: 2px;">0.0</span>	<span style="border: 1px solid black; padding: 2px;">2.0</span>
Asian/Pacific Islander:	<span style="border: 1px solid black; padding: 2px;">0.0</span>	<span style="border: 1px solid black; padding: 2px;">0.0</span>	<span style="border: 1px solid black; padding: 2px;">0.0</span>	<span style="border: 1px solid black; padding: 2px;">0.0</span>

### ETHNICITY:

Hispanic	<span style="border: 1px solid black; padding: 2px;">12.9</span>	<span style="border: 1px solid black; padding: 2px;">9.4</span>	<span style="border: 1px solid black; padding: 2px;">0.0</span>	<span style="border: 1px solid black; padding: 2px;">12.0</span>
----------	--	---	---	--

### HOUSEHOLD SIZE:

1 Person:	<span style="border: 1px solid black; padding: 2px;">48.4</span>	<span style="border: 1px solid black; padding: 2px;">9.4</span>	<span style="border: 1px solid black; padding: 2px;">0.0</span>	<span style="border: 1px solid black; padding: 2px;">14.0</span>
2 Persons:	<span style="border: 1px solid black; padding: 2px;">12.9</span>	<span style="border: 1px solid black; padding: 2px;">21.9</span>	<span style="border: 1px solid black; padding: 2px;">0.0</span>	<span style="border: 1px solid black; padding: 2px;">36.0</span>
3 Persons:	<span style="border: 1px solid black; padding: 2px;">22.6</span>	<span style="border: 1px solid black; padding: 2px;">21.9</span>	<span style="border: 1px solid black; padding: 2px;">0.0</span>	<span style="border: 1px solid black; padding: 2px;">22.0</span>
4 Persons:	<span style="border: 1px solid black; padding: 2px;">16.1</span>	<span style="border: 1px solid black; padding: 2px;">12.5</span>	<span style="border: 1px solid black; padding: 2px;">0.0</span>	<span style="border: 1px solid black; padding: 2px;">8.0</span>
5 Persons:	<span style="border: 1px solid black; padding: 2px;">0.0</span>	<span style="border: 1px solid black; padding: 2px;">18.8</span>	<span style="border: 1px solid black; padding: 2px;">0.0</span>	<span style="border: 1px solid black; padding: 2px;">8.0</span>
6 Persons:	<span style="border: 1px solid black; padding: 2px;">0.0</span>	<span style="border: 1px solid black; padding: 2px;">12.5</span>	<span style="border: 1px solid black; padding: 2px;">0.0</span>	<span style="border: 1px solid black; padding: 2px;">6.0</span>
7 Persons:	<span style="border: 1px solid black; padding: 2px;">0.0</span>	<span style="border: 1px solid black; padding: 2px;">3.1</span>	<span style="border: 1px solid black; padding: 2px;">0.0</span>	<span style="border: 1px solid black; padding: 2px;">6.0</span>
8 or more Persons:	<span style="border: 1px solid black; padding: 2px;">0.0</span>	<span style="border: 1px solid black; padding: 2px;">0.0</span>	<span style="border: 1px solid black; padding: 2px;">0.0</span>	<span style="border: 1px solid black; padding: 2px;">0.0</span>

### HOUSEHOLD TYPE:

Single/Non-Elderly:	<span style="border: 1px solid black; padding: 2px;">32.3</span>	<span style="border: 1px solid black; padding: 2px;">12.5</span>	<span style="border: 1px solid black; padding: 2px;">0.0</span>	<span style="border: 1px solid black; padding: 2px;">12.0</span>
Elderly:	<span style="border: 1px solid black; padding: 2px;">0.0</span>	<span style="border: 1px solid black; padding: 2px;">6.3</span>	<span style="border: 1px solid black; padding: 2px;">0.0</span>	<span style="border: 1px solid black; padding: 2px;">0.0</span>
Related/Single Parent:	<span style="border: 1px solid black; padding: 2px;">41.9</span>	<span style="border: 1px solid black; padding: 2px;">46.9</span>	<span style="border: 1px solid black; padding: 2px;">0.0</span>	<span style="border: 1px solid black; padding: 2px;">62.0</span>
Related/Two Parent:	<span style="border: 1px solid black; padding: 2px;">6.5</span>	<span style="border: 1px solid black; padding: 2px;">31.3</span>	<span style="border: 1px solid black; padding: 2px;">0.0</span>	<span style="border: 1px solid black; padding: 2px;">12.0</span>
Other:	<span style="border: 1px solid black; padding: 2px;">19.4</span>	<span style="border: 1px solid black; padding: 2px;">3.1</span>	<span style="border: 1px solid black; padding: 2px;">0.0</span>	<span style="border: 1px solid black; padding: 2px;">14.0</span>

### SUPPLEMENTAL RENTAL ASSISTANCE:

Section 8:	<span style="border: 1px solid black; padding: 2px;">25.8</span>	<span style="border: 1px solid black; padding: 2px;">3.1</span> #
HOME TBRA:	<span style="border: 1px solid black; padding: 2px;">0.0</span>	
Other:	<span style="border: 1px solid black; padding: 2px;">25.8</span>	
No Assistance:	<span style="border: 1px solid black; padding: 2px;">48.4</span>	

**# of Section 504 Compliant Units:** 9

\* The State average includes all local and the State PJs within that state

\*\* The National average includes all local and State PJs, and Insular Areas

# Section 8 vouchers can be used for First-Time Homebuyer Downpayment Assistance.



— HOME PROGRAM —  
**SNAPSHOT WORKSHEET - RED FLAG INDICATORS**  
 Local Participating Jurisdictions with Rental Production Activities

Participating Jurisdiction (PJ): Kent County Consortium

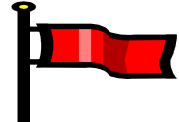
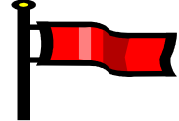
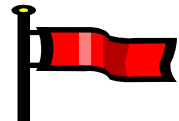
State: MI

Group Rank: 5  
 (Percentile)

State Rank: 20 / 21 PJs

Overall Rank: 4  
 (Percentile)

Summary: 3 / Of the 5 Indicators are Red Flags

FACTOR	DESCRIPTION	THRESHOLD*	PJ RESULTS	RED FLAG
4	% OF COMPLETED RENTAL DISBURSEMENTS TO ALL RENTAL COMMITMENTS	< 96.71%	89.64	
5	% OF COMPLETED CHDO DISBURSEMENTS TO ALL CHDO RESERVATIONS	< 86.60%	54.84	
6	% OF RENTERS BELOW 50% OF AREA MEDIAN INCOME	< 70%**	77.42	
8	% OF OCCUPIED RENTAL UNITS TO ALL RENTAL UNITS	< 96.96%	100	
"ALLOCATION-YEARS" NOT DISBURSED***		> 2.730	4.58	

\* This Threshold indicates approximately the lowest 20% of the PJs

\*\* This percentage may indicate a problem with meeting the 90% of rental units and TBRA provided to households at 60% AMI requirement

\*\*\* Total of undisbursed HOME and ADDI funds through FY 2013 HOME and ADDI allocation amount. This is not a SNAPSHOT indicator, but a good indicator of program progress.

